



US00D403390S

United States Patent [19]

Lenz

[11] **Patent Number: Des. 403,390**

[45] **Date of Patent: **Dec. 29, 1998**

[54] **GOLF TEE MARKER**

[76] Inventor: **Jerome D. Lenz**, 1262 Gambel Oaks Dr., Elizabeth, Colo. 80107

[**] Term: **14 Years**

[21] Appl. No.: **82,728**

[22] Filed: **Jan. 28, 1998**

[51] **LOC (6) Cl. 21-02**

[52] **U.S. Cl. D21/794**

[58] **Field of Search D21/789, 793, D21/794, 826; D11/157, 160**

- D. 367,512 2/1996 Whelan, Jr. D21/794
- D. 367,907 3/1996 Sandstrom et al. D21/794
- D. 376,630 12/1996 Bradford D21/794
- D. 378,117 2/1997 Aleamoni D21/794
- D. 384,386 9/1997 Eakins D21/794
- D. 385,938 11/1997 Wittek, Sr. et al. D21/794

Primary Examiner—Ted Shooman
Assistant Examiner—Mitchell I. Siegel
Attorney, Agent, or Firm—Haugen and Nikolai, P.A.

[57] CLAIM

The ornamental design for the “golf tee marker,” as shown and described.

DESCRIPTION


FIG. 1 is a perspective view of the golf tee marker; FIG. 2 is a top view of the golf tee marker design; and, FIG. 3 is a bottom view of the design.

[56] References Cited

U.S. PATENT DOCUMENTS

- D. 312,292 11/1990 Retacco D21/794
- D. 325,615 4/1992 Matsch D21/826
- D. 346,634 5/1994 Evera D21/794
- D. 349,937 8/1994 Hill D21/794

1 Claim, 3 Drawing Sheets






FIG. 1

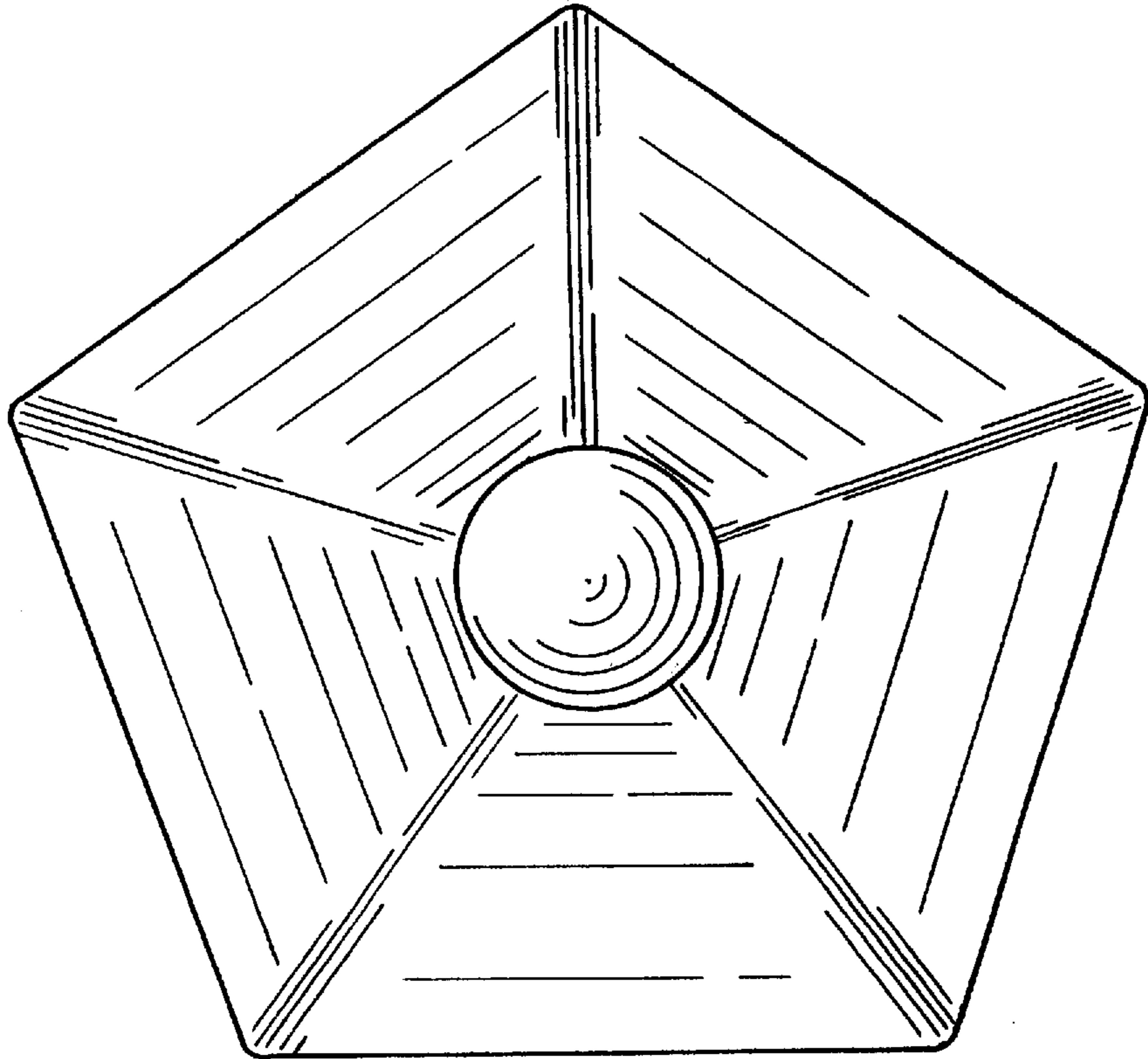


FIG. 2

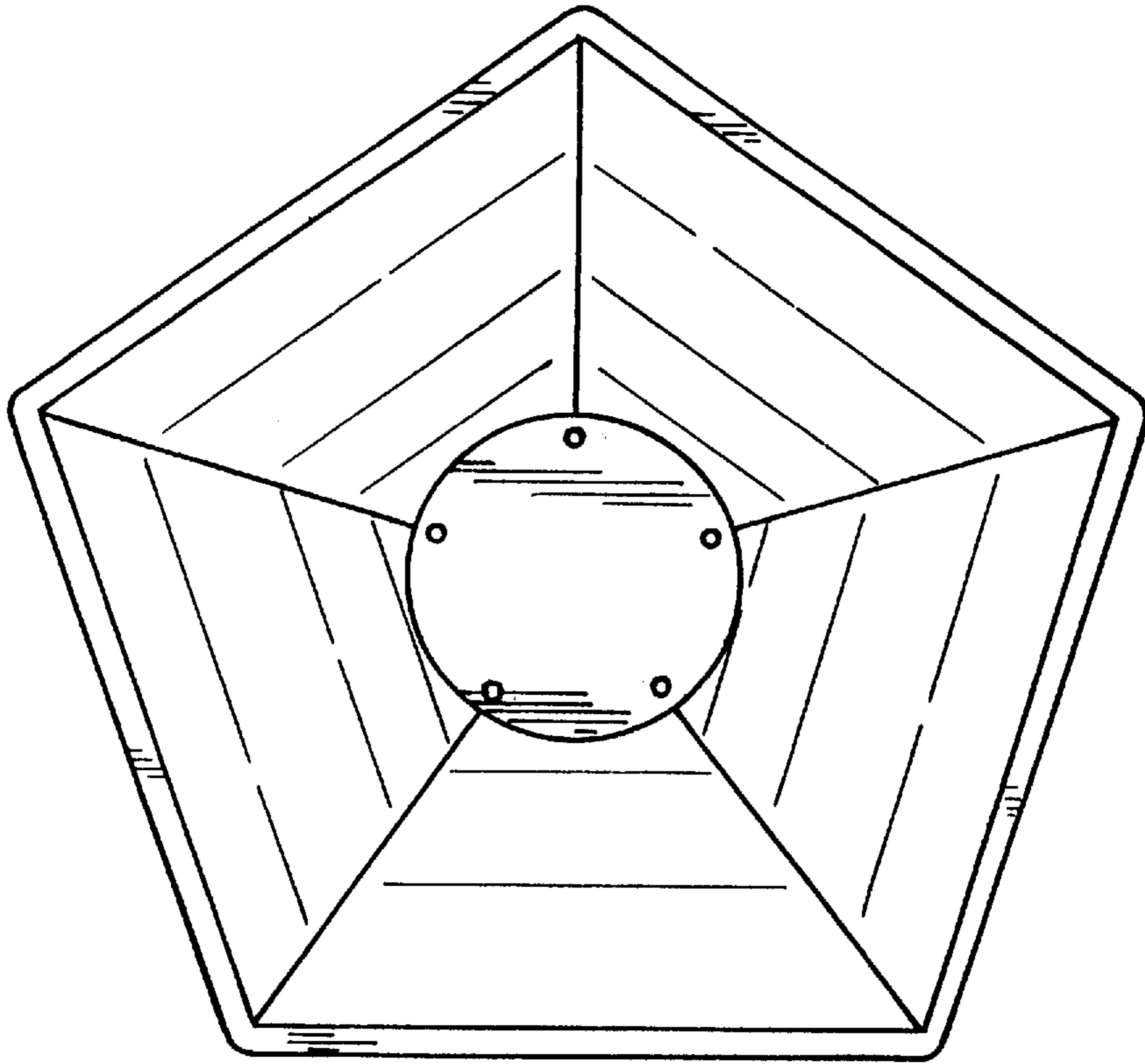


FIG. 3