



US00D403368S

**United States Patent** [19]  
**Brown**

[11] **Patent Number: Des. 403,368**

[45] **Date of Patent: \*\*Dec. 29, 1998**

[54] **TOY**

[76] **Inventor: Dana Brown, 23 Veronica Crescent,  
Sharon, Ontario, Canada, L0G 1V0**

[\*\*] **Term: 14 Years**

[21] **Appl. No.: 64,427**

[22] **Filed: Dec. 31, 1996**

[51] **LOC (6) Cl. .... 21-01**

[52] **U.S. Cl. .... D21/148**

[58] **Field of Search .... D21/170, 166,  
D21/190, 168, 204, 172, 174; 446/268,  
269, 372, 385, 394**

[56] **References Cited**

**U.S. PATENT DOCUMENTS**

- D. 204,393 4/1966 Raizen ..... D21/170
- D. 261,249 10/1981 Birmingham ..... D21/166

- D. 287,154 12/1986 De Sanson ..... D21/166
- D. 296,917 7/1988 Kotler ..... D21/170
- D. 304,356 10/1989 Potter et al. .... D21/170
- D. 355,941 2/1995 Johnson ..... D21/190

*Primary Examiner*—Philip S. Hyder  
*Attorney, Agent, or Firm*—Jane Parsons

[57] **CLAIM**

The ornamental design for a toy, as shown and described.

**DESCRIPTION**

FIG. 1 is an elevational view of the design from the front; FIG. 2 is an elevational view of the design from the rear; FIG. 3 is a plan view of the design from above; FIG. 4 is a plan view of the design from below; and, FIG. 5 is an elevational view of the design from one side, the other side being a mirror image thereof.

**1 Claim, 2 Drawing Sheets**





FIGURE 1




FIGURE 2




FIGURE 3




FIGURE 4

FIGURE 5

