



US00D403354S

**United States Patent** [19]  
**Francis**

[11] **Patent Number: Des. 403,354**

[45] **Date of Patent: \*\*Dec. 29, 1998**

[54] **GREETING CARD**

[76] Inventor: **Phyllis Francis**, 146-78 182nd St.,  
Springfield Gardens, N.Y. 14854

[\*\*] Term: **14 Years**

[21] Appl. No.: **87,490**

[22] Filed: **May 4, 1998**

[51] **LOC (6) Cl. .... 19-01**

[52] **U.S. Cl. .... D19/7; D19/1; D19/6;  
D20/29**

[58] **Field of Search .... D19/1, 2, 4, 6,  
D19/7, 8, 26, 27, 28, 31; 40/124.1, 411;  
229/92.8; 446/147; 206/457; D20/23, 29,  
40**

[56] **References Cited**

**U.S. PATENT DOCUMENTS**

D. 14,992	5/1884	Sneider	.....	D19/7
D. 48,506	2/1916	Silver	.....	D19/7
D. 88,857	1/1933	Carew	.....	D19/6
D. 224,842	9/1972	Lee	.....	D19/7
D. 344,539	2/1994	Simmons	.....	D19/1

D. 386,205	11/1997	Headen	.....	D19/7
1,473,800	11/1923	Webb	.....	40/124.17
2,742,287	4/1956	Barker	.....	446/150
5,284,365	2/1994	Stuart	.....	283/117
5,318,327	6/1994	Daneshvar	.....	283/117
5,407,076	4/1995	Sabet	.....	206/581
5,435,085	7/1995	Johnson	.....	40/124.1
5,437,478	8/1995	Gaines	.....	283/117

*Primary Examiner*—Martie K. Holtje  
*Attorney, Agent, or Firm*—Goldstein & Canino


[57] **CLAIM**

The ornamental design for a greeting card, as shown and described.

**DESCRIPTION**

FIG. 1 is a perspective view of the greeting card;  
FIG. 2 is a front elevational view thereof;  
FIG. 3 is a rear elevational view thereof;  
FIG. 4 is a top plan view of the greeting card;  
FIG. 5 is a bottom plan view thereof;  
FIG. 6 is a right side elevational view thereof; and,  
FIG. 7 is a left side elevational view thereof.

**1 Claim, 4 Drawing Sheets**



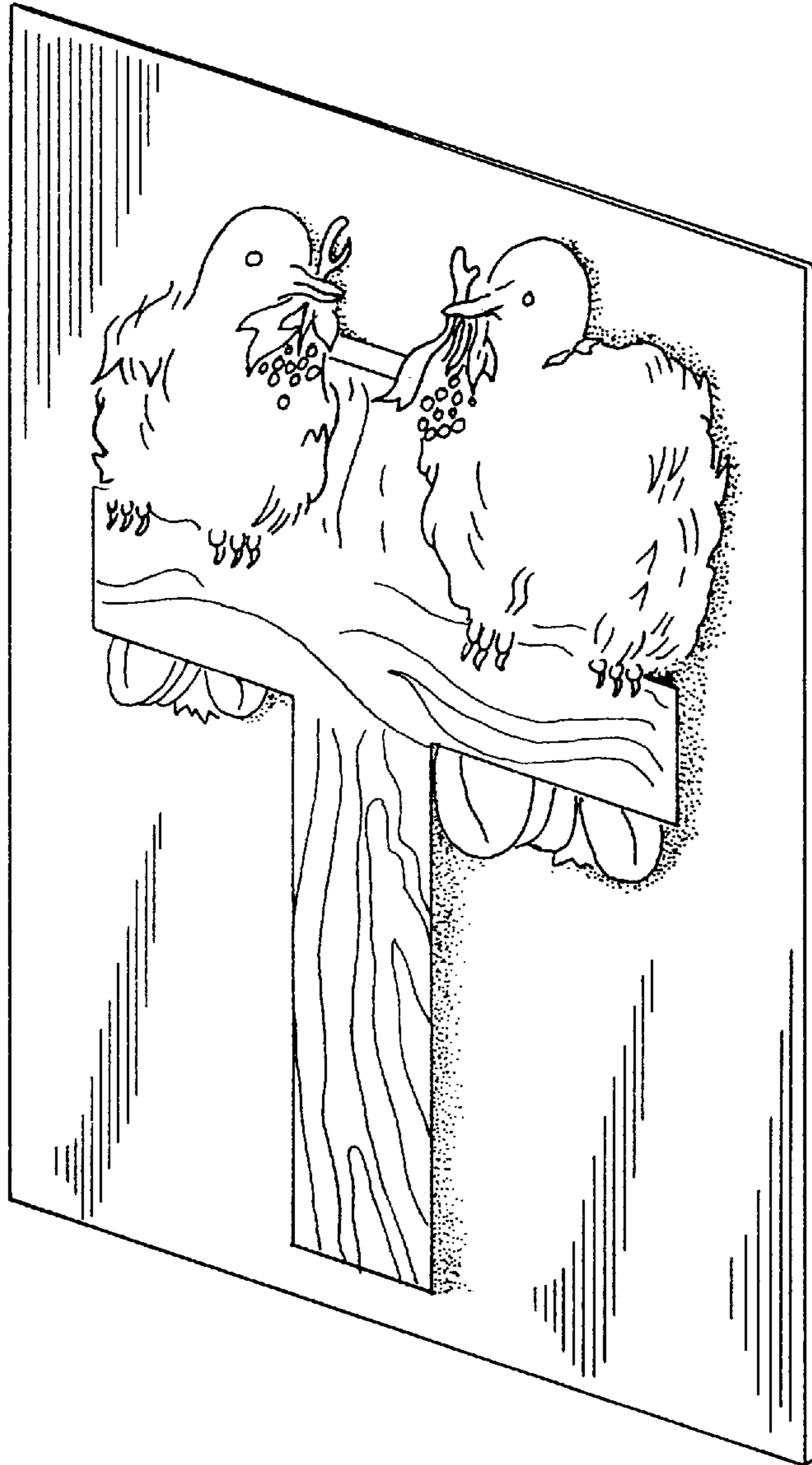


FIG. 1

FIG.2




FIG.3

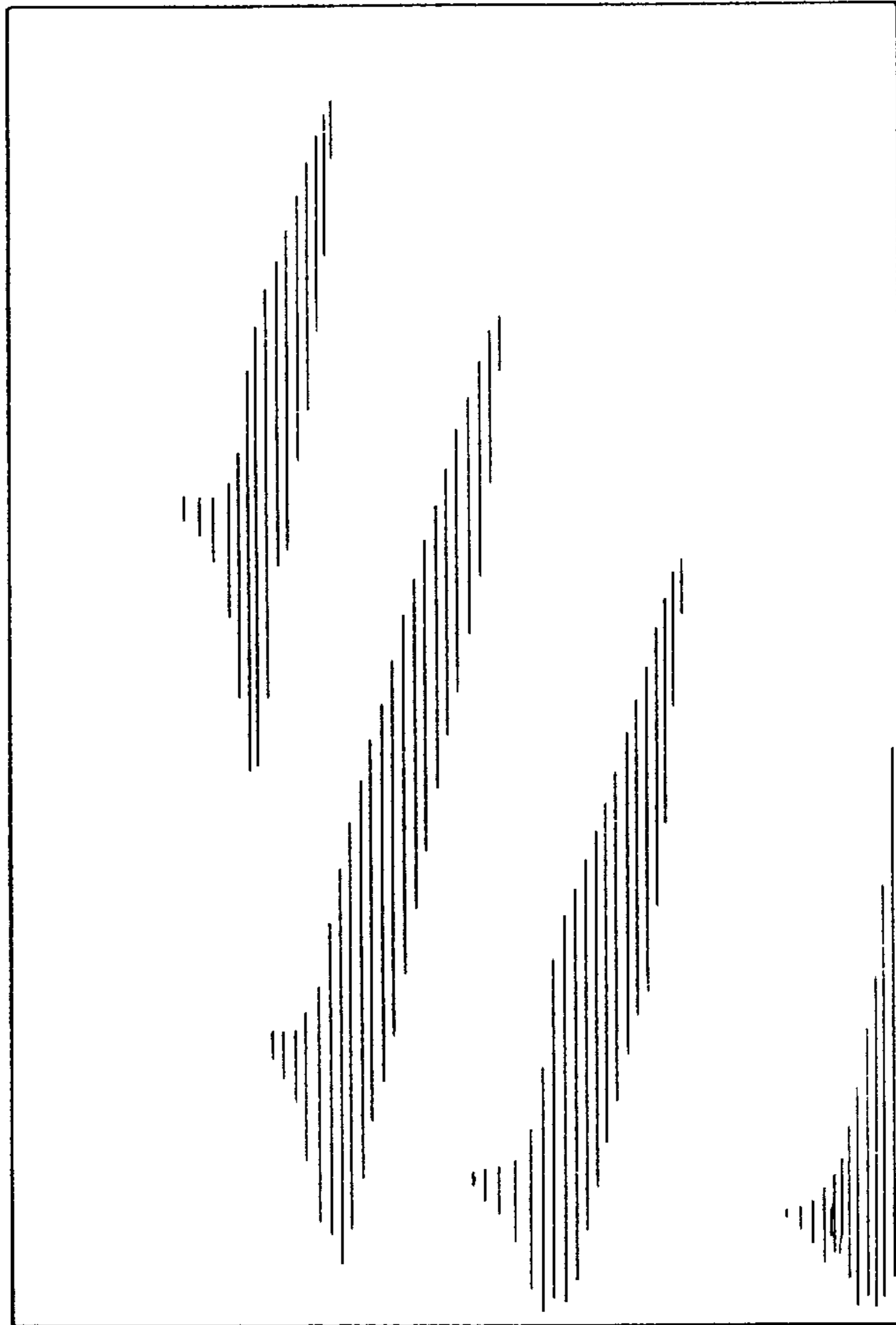


FIG.4





FIG.5






FIG. 6



FIG. 7