



US00D403347S

# United States Patent [19] Cockram

[11] **Patent Number: Des. 403,347**

[45] **Date of Patent: \*\*Dec. 29, 1998**

[54] **BINGO MARKER**

[76] Inventor: **Allan Cockram**, 797 Lee Ridge Road,  
Edmonton, Alberta, Canada, T6K 0P6

[\*\*] Term: **14 Years**

[21] Appl. No.: **61,344**

[22] Filed: **Oct. 22, 1996**

[51] **LOC (6) Cl. .... 19-02**

[52] **U.S. Cl. .... D18/18; D19/55**

[58] **Field of Search .... D19/41, 51, 43,  
D19/54, 55; D18/15, 18; D28/7; 401/196,  
202, 207**

[56] **References Cited**

**U.S. PATENT DOCUMENTS**

D. 285,730	9/1986	Bulwick	.....	D19/51
D. 334,399	3/1993	Ziegler	.....	D18/15
D. 340,743	10/1993	Anavie et al.	.....	D19/55
902,671	11/1908	Mauk	.....	401/202
3,369,543	2/1968	Ronco	.....	401/202

*Primary Examiner*—Louis S. Zarfaz

*Assistant Examiner*—G. Andoll

[57] **CLAIM**

I claim the ornamental design for a bingo marker, as shown and described.

**DESCRIPTION**

FIG. 1 is a perspective view of a first embodiment of a bingo marker, showing my new design;




FIG. 2 is a front elevational view thereof;

FIG. 3 is a rear elevational view thereof;

FIG. 4 is a right side elevational view thereof;

FIG. 5 is a left side elevational view thereof;

FIG. 6 is a top plan view thereof;

FIG. 7 is a bottom plan view thereof;

FIG. 8 is a perspective view of the bingo marker thereof, shown in an environment;

FIG. 9 is a front elevational view of a second embodiment of a bingo marker, showing my new design, the rear elevational view being a mirror image thereof;

FIG. 10 is a right side elevational view thereof; the left side elevational view being a mirror image thereof;

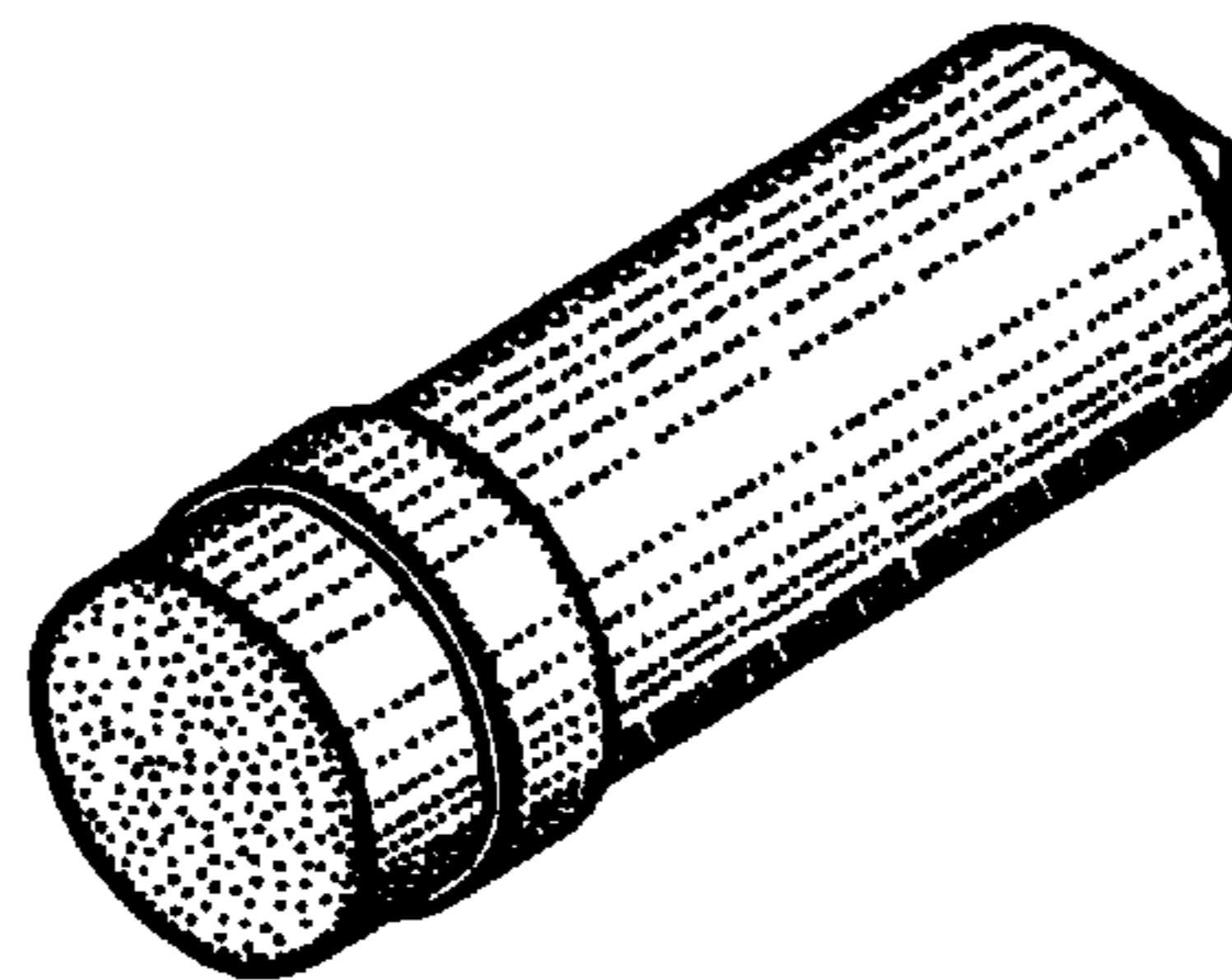
FIG. 11 is a top plan view thereof;

FIG. 12 is a bottom plan view thereof; and,

FIG. 13 is a perspective view thereof.

The broken line showing of the bingo marker holder in FIG. 8 is for illustrative purposes only and forms no part of the claimed design.

**1 Claim, 2 Drawing Sheets**



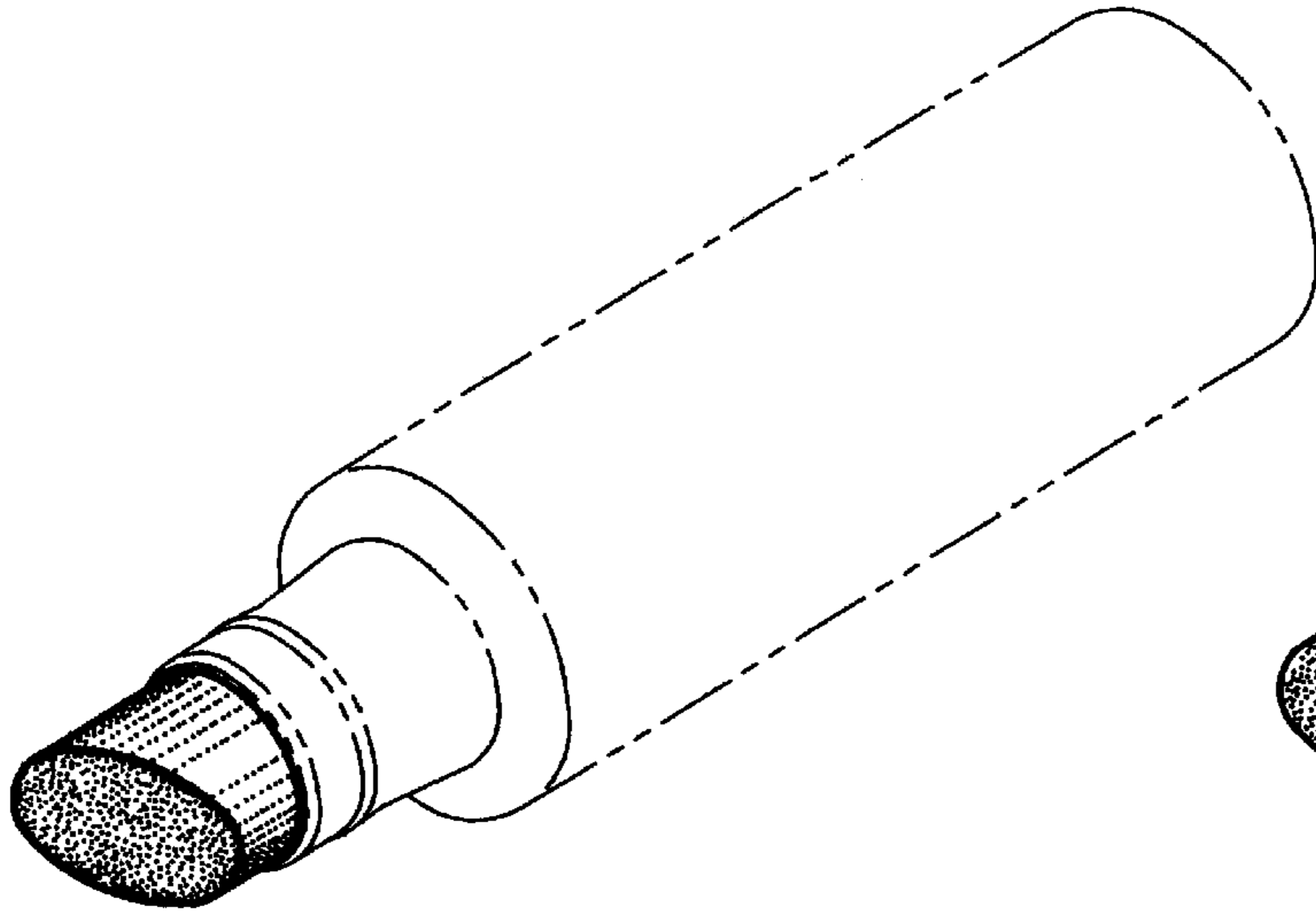


FIG. 8




FIG. 1




FIG. 7




FIG. 6




FIG. 5




FIG. 3




FIG. 2




FIG. 4

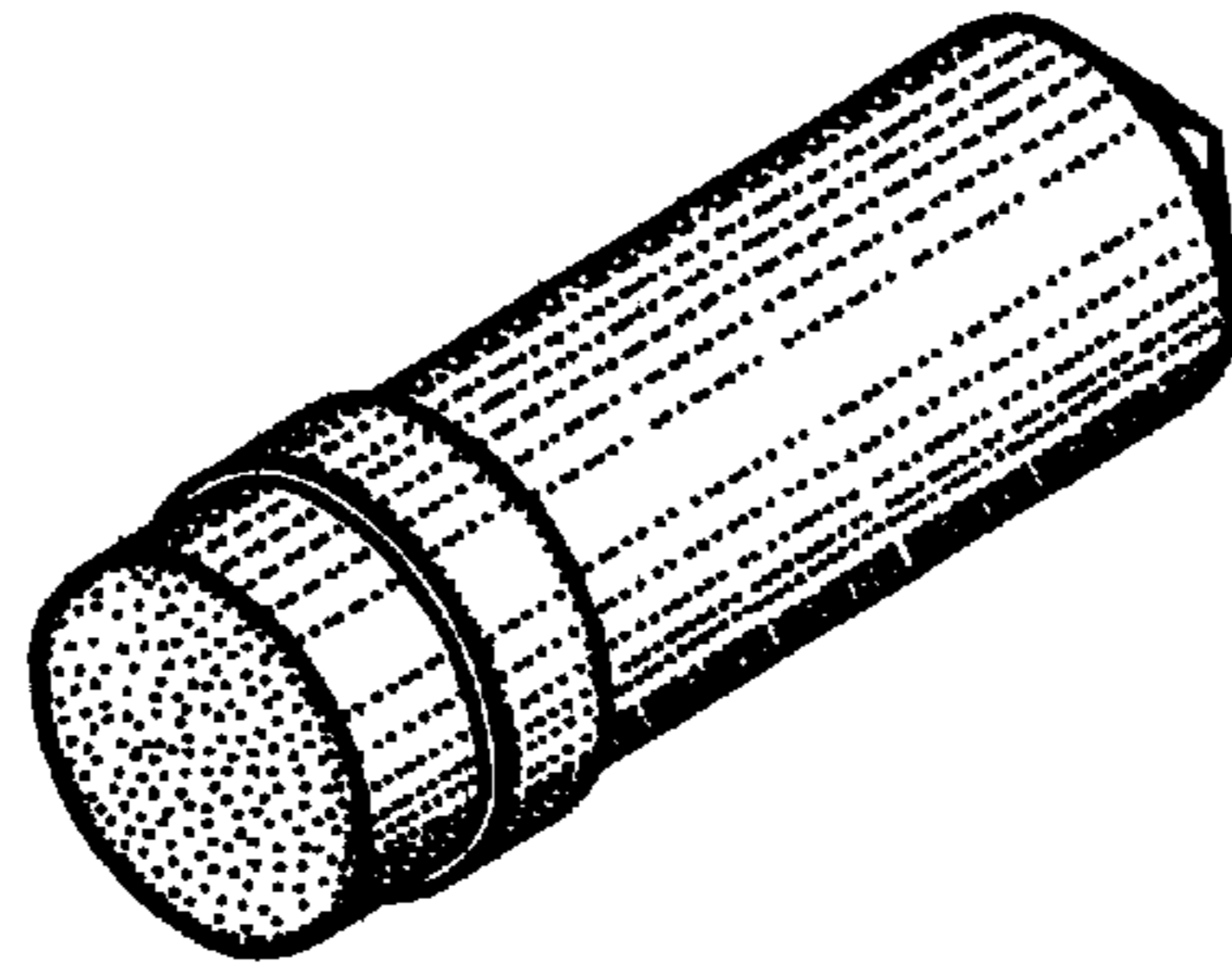


FIG. 13




FIG. 12




FIG. 11




FIG. 10




FIG. 9