

US00D403346S

# United States Patent [19] Roberts

[11] **Patent Number: Des. 403,346**

[45] **Date of Patent: \*\*Dec. 29, 1998**

[54] **EYEGLASS RETAINER**

[76] Inventor: **Nathan Roberts**, 2251 W. 200 South,  
Box 390-8, Hurricane, Utah 84737

[\*\*] Term: **14 Years**

[21] Appl. No.: **70,660**

[22] Filed: **May 12, 1997**

[51] **LOC (6) Cl.** ..... **16-06**

[52] **U.S. Cl.** ..... **D16/339**

[58] **Field of Search** ..... D16/309, 300,  
D16/311, 312, 330, 335, 336, 339; D2/866,  
878; 351/41, 44, 51, 52, 123, 157, 158;  
2/448, 452

[56] **References Cited**

**U.S. PATENT DOCUMENTS**

D. 291,894	9/1987	Weisenfeld et al.	.....	D16/339
D. 309,619	7/1990	Kalbach	.....	D16/339
D. 328,907	8/1992	Samuel	.....	D16/102
D. 328,908	8/1992	Kalbach	.....	D16/123
2,539,922	1/1951	Nyberg .		
2,704,961	3/1955	Weil .		
4,783,164	11/1988	Weiberger .		
4,881,803	11/1989	Giles et al. .		
5,074,656	12/1991	Parrish .		
5,235,355	8/1993	May	.....	351/123

5,247,814	9/1993	McDonald	.....	63/1.1
5,367,345	11/1994	DaSilva	.....	351/123
5,369,452	11/1994	Williams	.....	351/157

**OTHER PUBLICATIONS**

Harley Davidson Eyewear Catalog, Jun. 18, 1996.

*Primary Examiner*—Raphael Barkai  
*Attorney, Agent, or Firm*—Mallinckrodt & Mallinckrodt

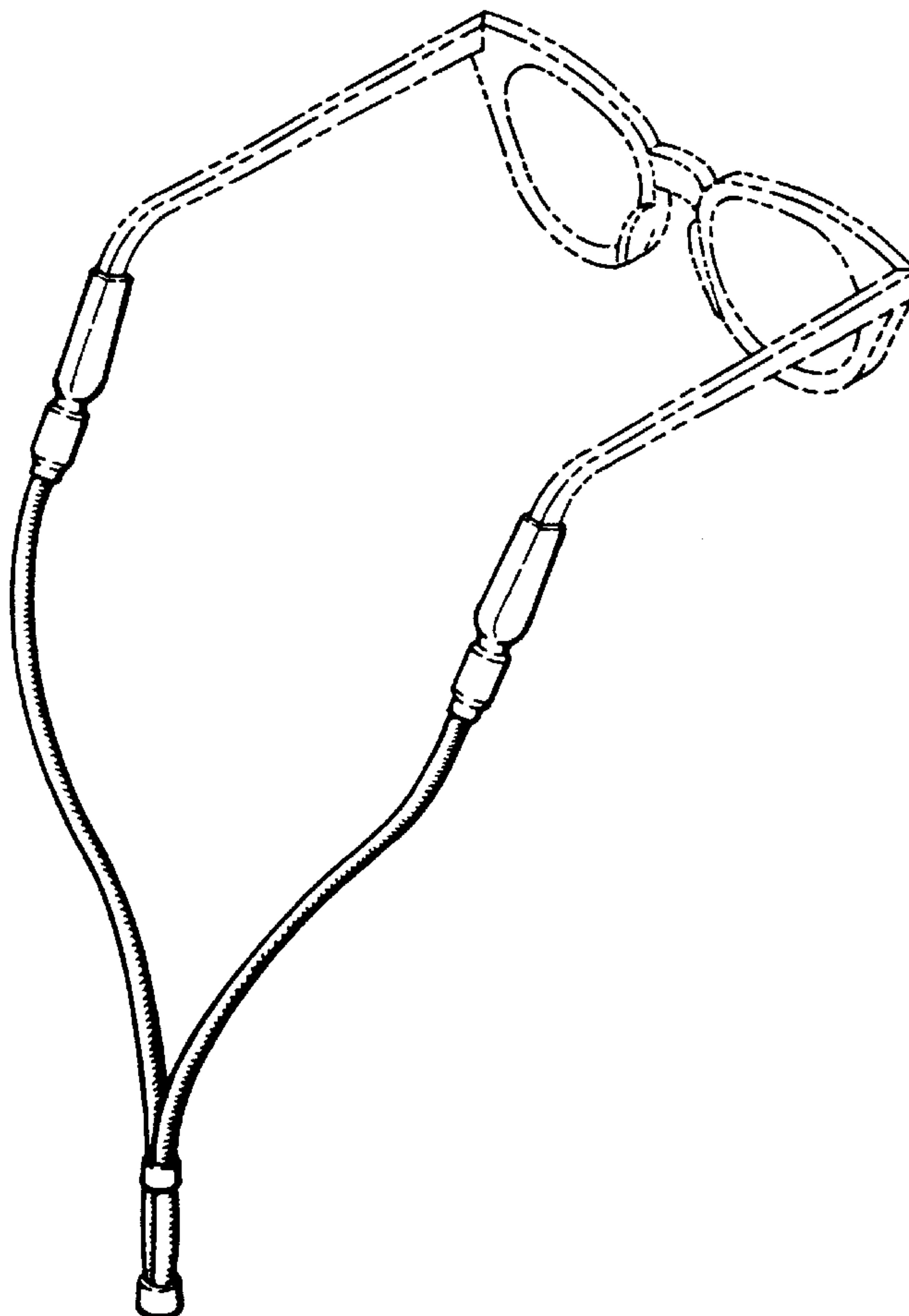
[57] **CLAIM**

The ornamental design for an “eyeglass retainer”, as shown and described.

**DESCRIPTION**

FIG. 1 is pictorial view of an eyeglass retainer showing my new design and showing it secured to a pair of eyeglasses in the manner of its normal use, the pair of eyeglasses forming no part of the design and being shown in phantom; FIG. 2, a top plan view of the retainer, the bottom being a mirror image; FIG. 3, a side elevational view of the retainer, the opposite side being a mirror image thereof; FIG. 4, an end elevational view showing the right end as shown in FIGS. 2 and 3; and, FIG. 5, an end elevational view showing the left end as shown in FIGS. 2 and 3.

**1 Claim, 1 Drawing Sheet**



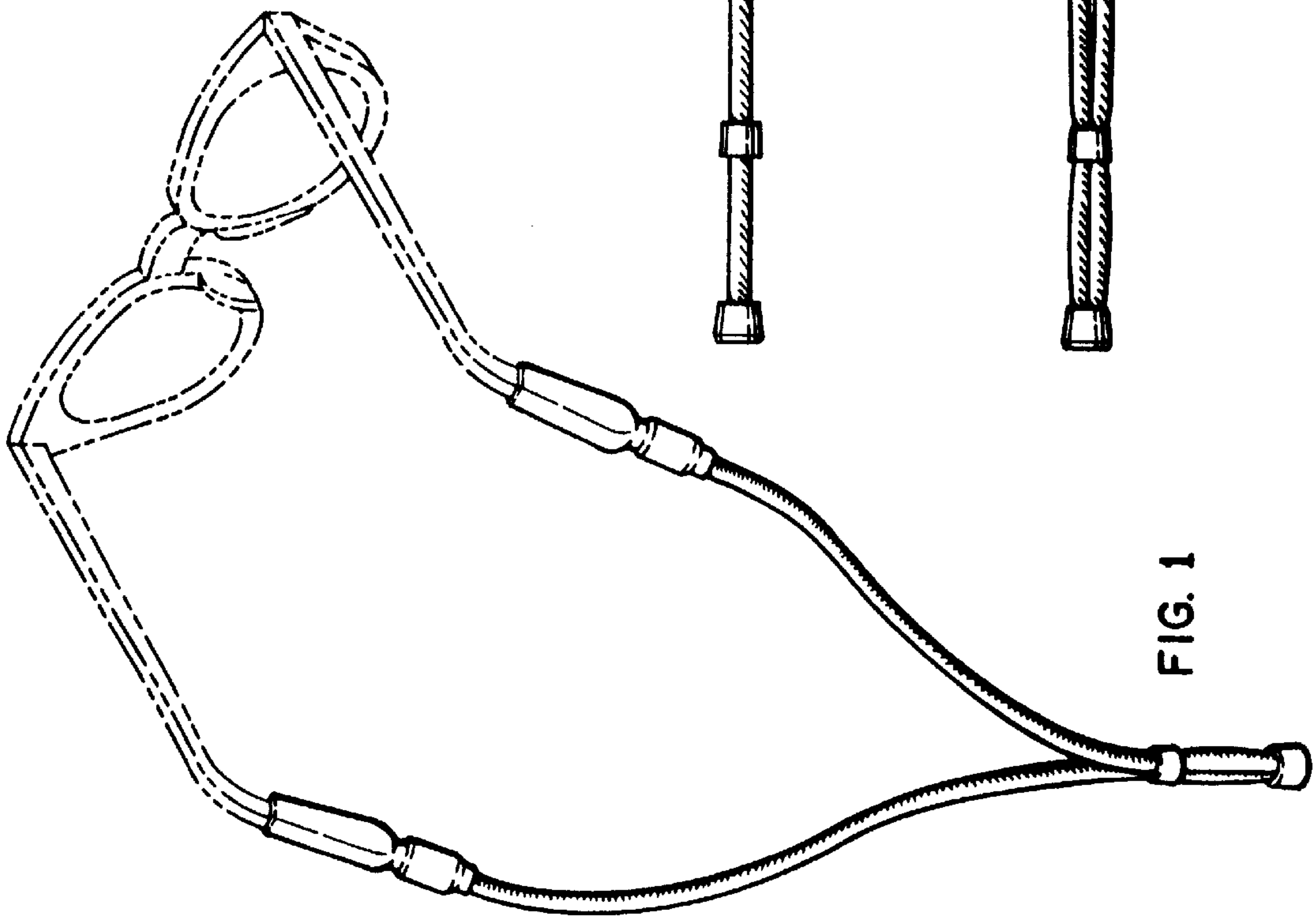


FIG. 1

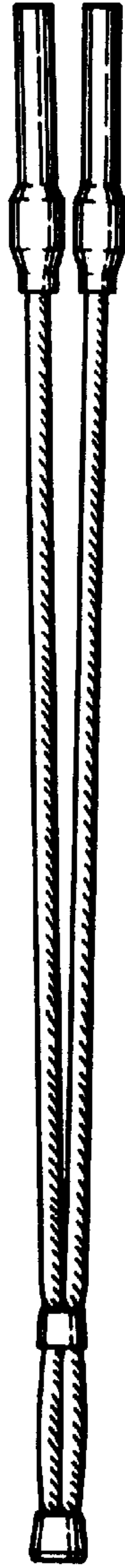


FIG. 2



FIG. 3



FIG. 4



FIG. 5