



US00D403338S

United States Patent [19]
Dunn

[11] **Patent Number: Des. 403,338**
[45] **Date of Patent: **Dec. 29, 1998**

[54] **VIDEO MICROSCOPE**

[76] Inventor: **Thomas M. Dunn**, 3916 W. 142 Dr.,
Leawood, Kans. 66224

[**] Term: **14 Years**

[21] Appl. No.: **71,609**

[22] Filed: **Jun. 3, 1997**

[51] **LOC (6) Cl.** **16-06**

[52] **U.S. Cl.** **D16/131; D16/202**

[58] **Field of Search** D16/130, 131,
D16/135, 202; 359/399, 802, 804, 805,
810, 811, 816; 396/428, 420; D14/107;
D26/62; 362/253, 285, 396, 430

[56] **References Cited**

U.S. PATENT DOCUMENTS

D. 74,984 4/1928 Myers D26/62

D. 306,435 3/1990 Krichever et al. D14/107
D. 374,020 9/1996 Dunn D16/131
D. 375,319 11/1996 Johnson et al. D16/202
D. 377,032 12/1996 Morooka D16/202
D. 392,404 3/1998 Brown D26/62
D. 392,760 3/1998 Wu D26/62
4,885,667 12/1989 Selden 362/253

Primary Examiner—Paula A. Mortimer
Attorney, Agent, or Firm—Hovey, Williams, Timmons &
Collins

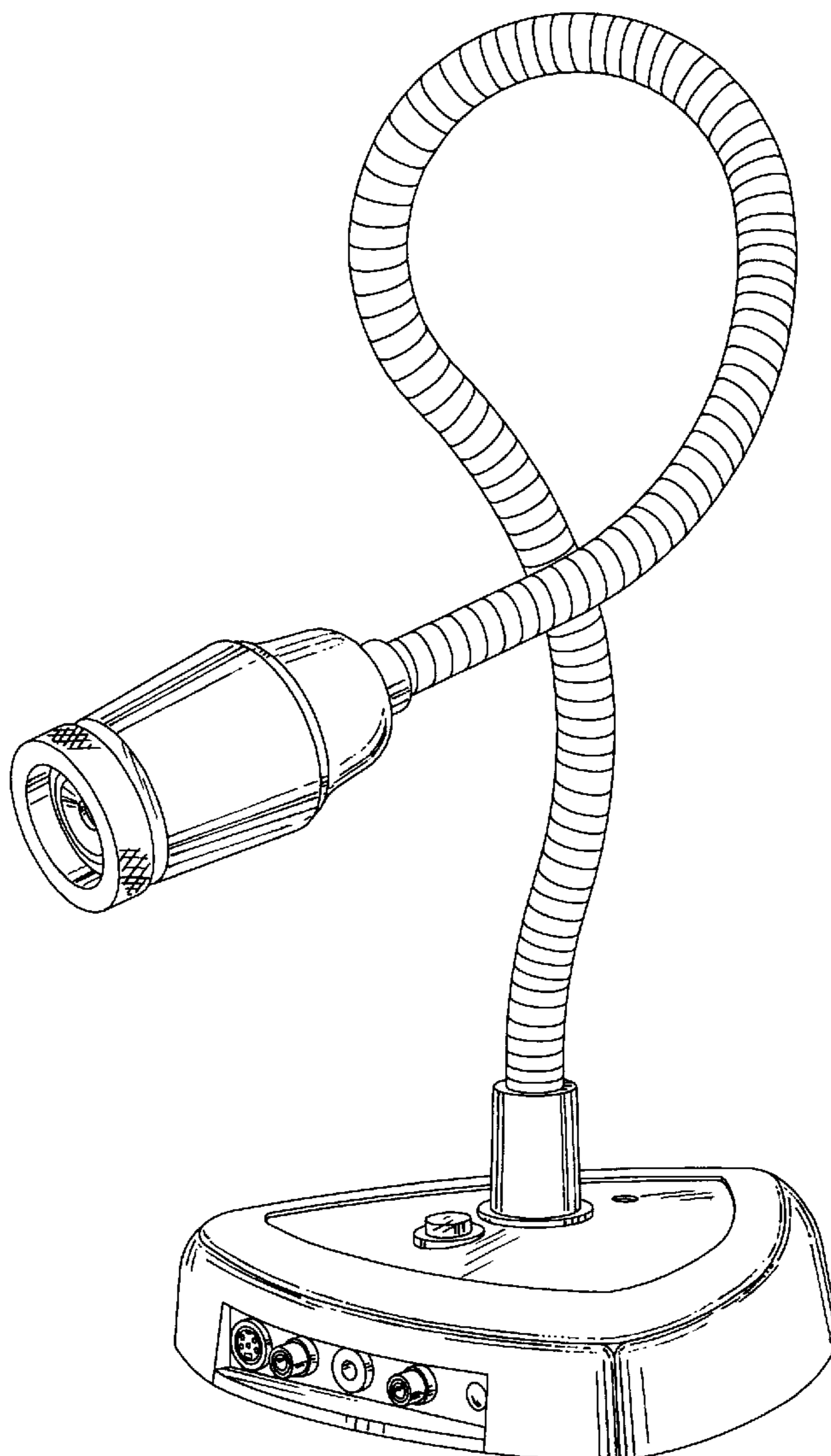
[57] **CLAIM**

The ornamental design for a video microscope, as shown
and described.

DESCRIPTION

FIG. 1 is a rear perspective view; and,
FIG. 2 is a front perspective view.

1 Claim, 1 Drawing Sheet



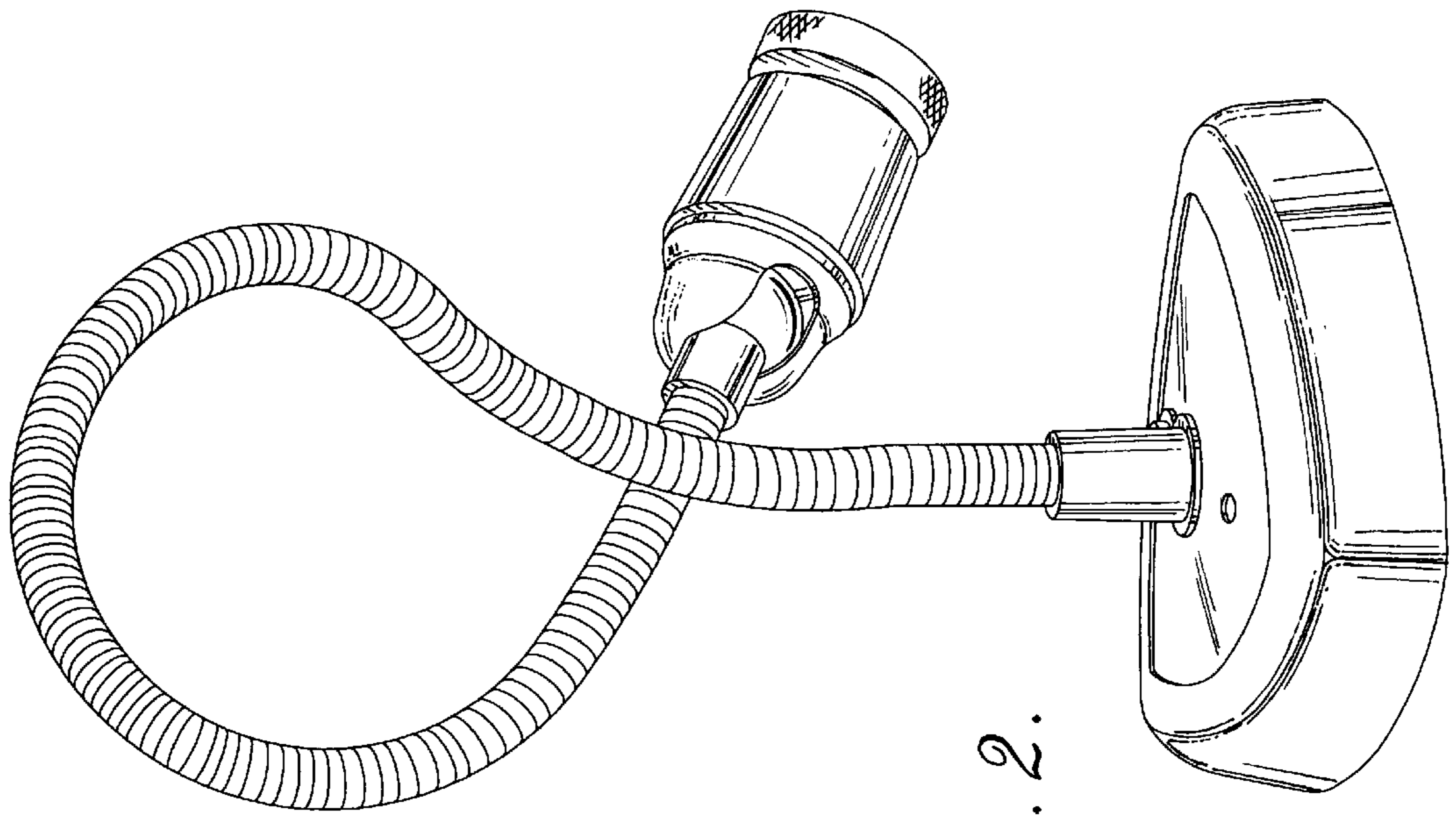


Fig. 2.

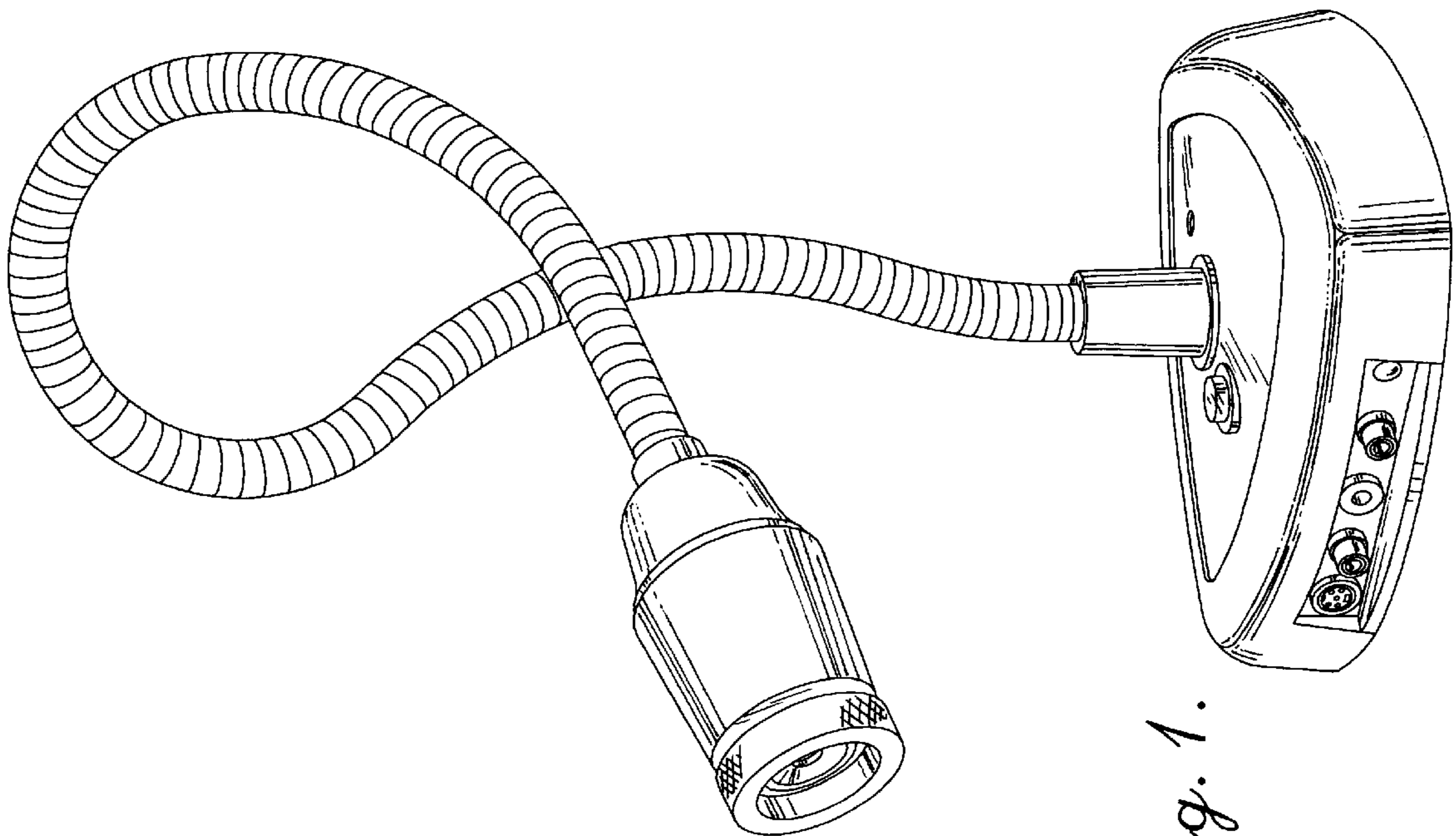


Fig. 1.