



US00D403284S

United States Patent [19] Le

[11] **Patent Number: Des. 403,284**

[45] **Date of Patent: **Dec. 29, 1998**

[54] **TIRE TREAD**

D. 390,520 2/1998 Grosskopf et al. D12/147
D. 393,236 4/1998 Rowe D12/147

[75] Inventor: **Phuoc Thuan Le**, Attert, Bulgaria

OTHER PUBLICATIONS

[73] Assignee: **The Goodyear Tire & Rubber Company**, Akron, Ohio

Cordovan Nova 880 Tire, Feb. 1996 Tread Design Guide, p. 19.

[**] Term: **14 Years**

Lassa BN-700 Tire, Feb. 1996 Tread Design Guide, p. 43.
General Ameri *D440 Tire, Feb. 1996 Tread Design Guide, p. 139.

[21] Appl. No.: **79,960**

Dico Implement Classic TX Golf Tire, Feb. 1996 Tread Design Guide, p. 189.

[22] Filed: **Nov. 22, 1997**

[51] **LOC (6) Cl.** **12-15**

Primary Examiner—Robert M. Spear

[52] **U.S. Cl.** **D12/151**

Attorney, Agent, or Firm—T P Lewandowski

[58] **Field of Search** D12/136, 138,
D12/140-143, 146-152; 152/209 R, 209 A,
209 D

[57] CLAIM

The ornamental design for a tire tread as, shown and described.

[56] References Cited

DESCRIPTION

U.S. PATENT DOCUMENTS

D. 61,553	10/1922	Worth .	
D. 179,104	10/1956	Wallace et al.	D90/20
D. 196,700	10/1963	Benson	D90/20
D. 215,525	9/1969	Brown et al.	D90/20
D. 215,528	9/1969	Jacobs et al.	D90/20
D. 215,530	9/1969	Jacobs et al.	D90/20
D. 231,673	5/1974	Nampe .	D12/141
D. 243,448	2/1977	Senger	D12/136
D. 254,542	3/1980	Hitzky	D12/151
D. 279,178	6/1985	Nakamura et al.	D12/151
D. 284,179	6/1986	Kemp	D12/147
D. 294,927	3/1988	Kobayashi et al.	D12/147
D. 352,488	11/1994	Siramy	D12/147
D. 388,036	12/1997	Labbe et al.	D12/147

FIG. 1 is a perspective view of a tire tread showing our new design, it being understood that the pattern repeats uniformly throughout the circumference of the tread;

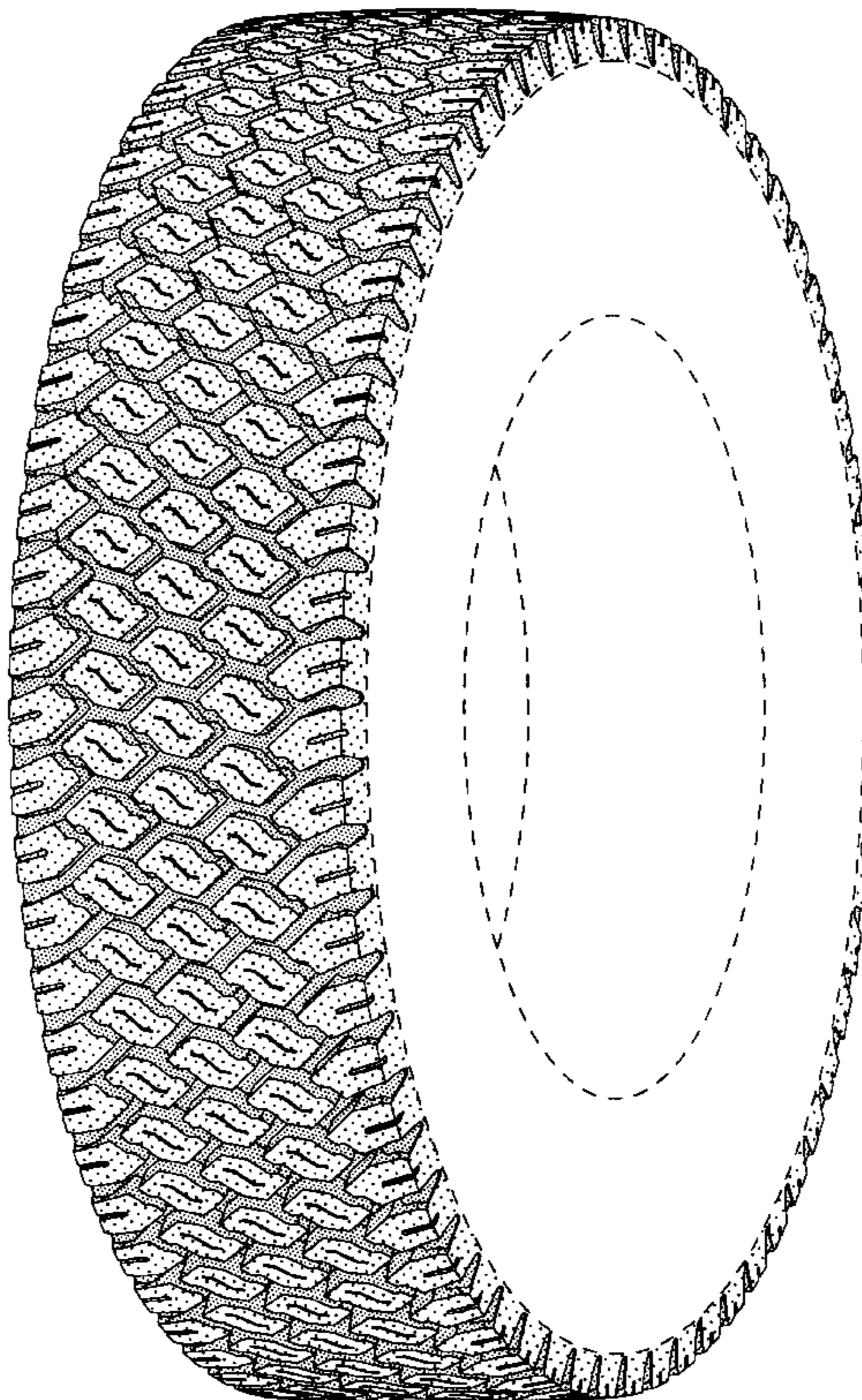
FIG. 2 is a front elevational view thereof;

FIG. 3 is a side elevational view thereof, the opposite side elevational view being identical thereto; and,

FIG. 4 is an enlarged fragmentary front perspective view thereof.

In the drawings, the broken lines defining the inner bead of the sidewall and the peripheral boundary between the tire tread and the sidewall are for illustrative purposes only and form no part of the claimed design.

1 Claim, 4 Drawing Sheets



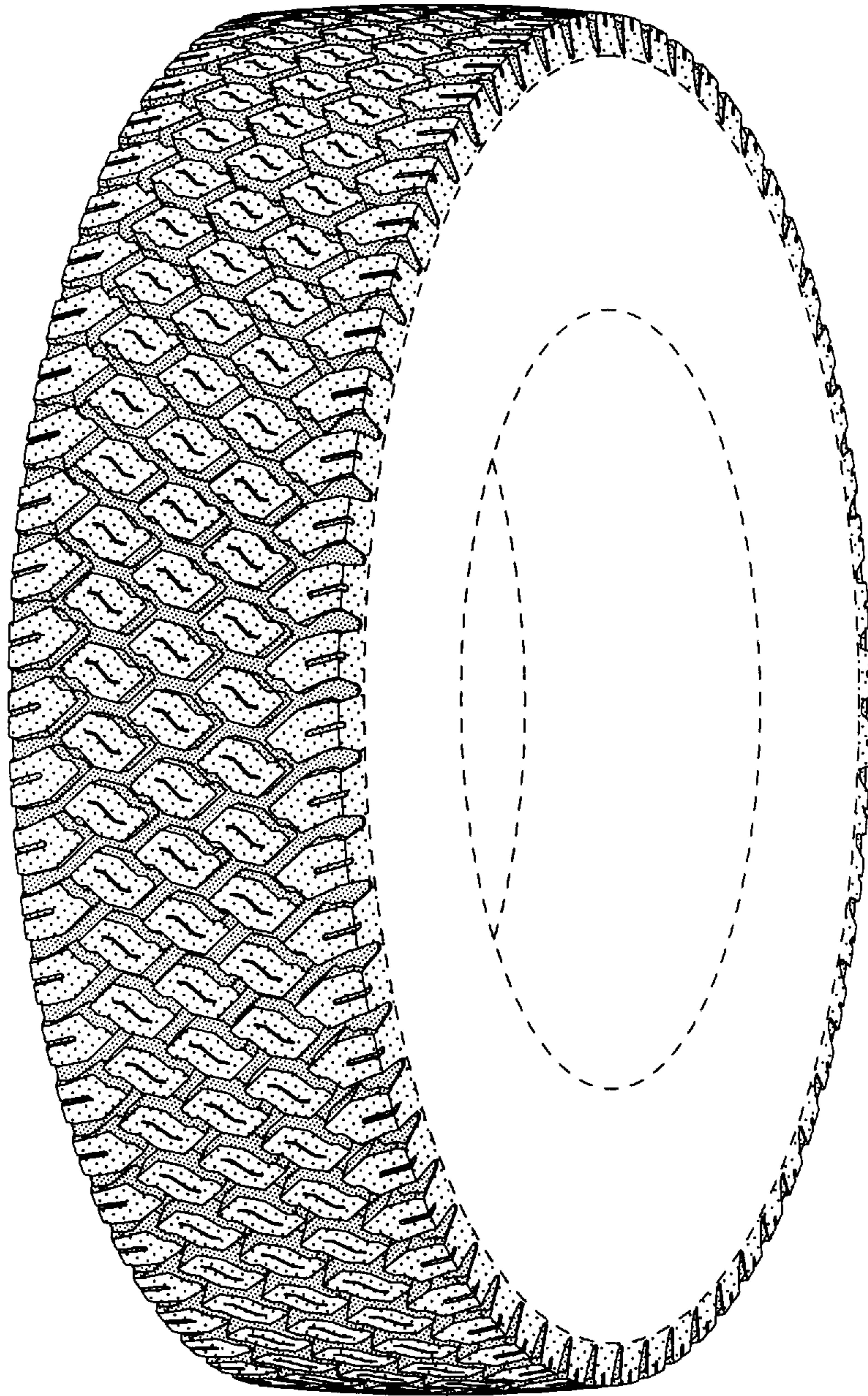


FIG-1




FIG-2

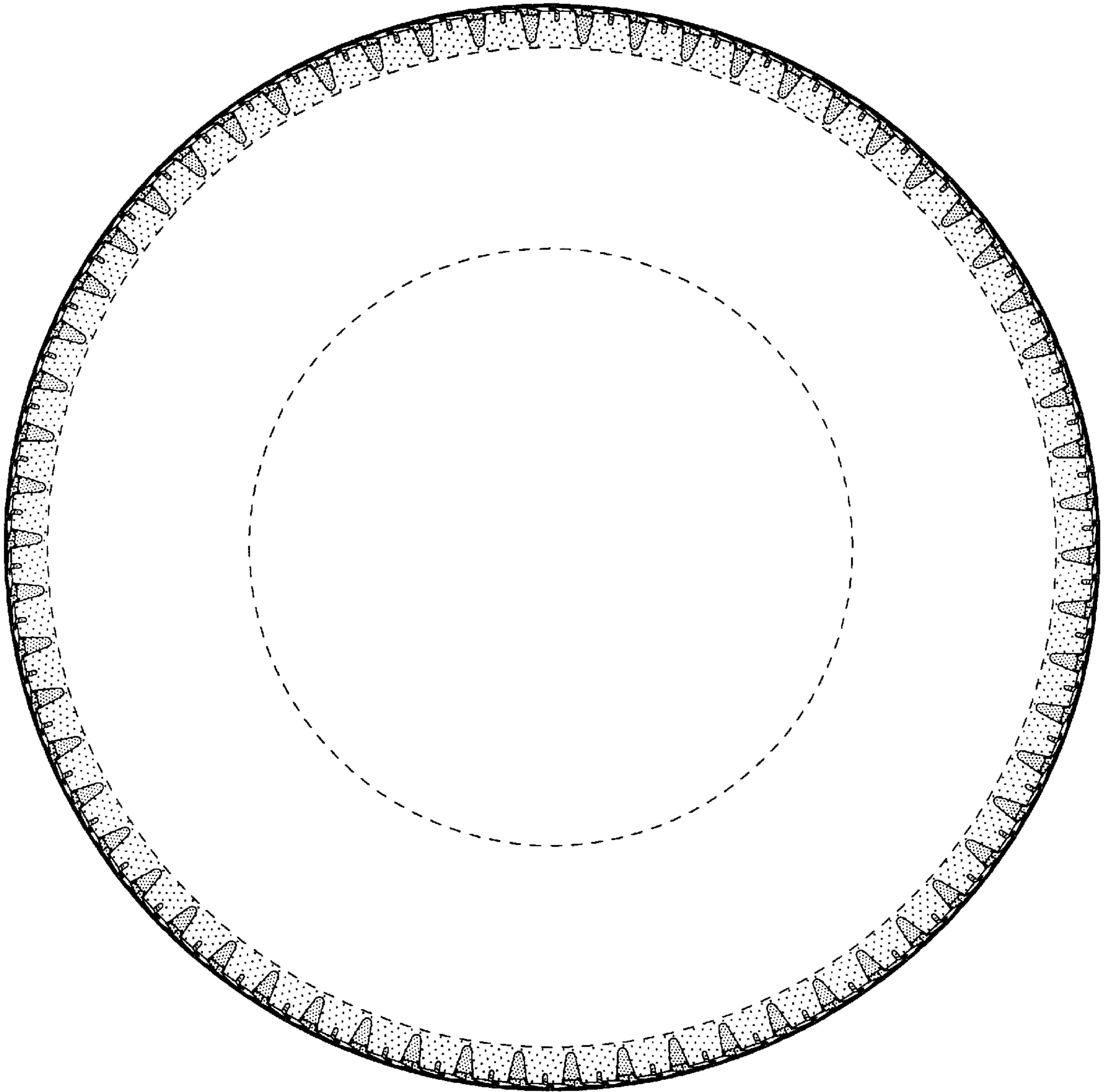


FIG-3

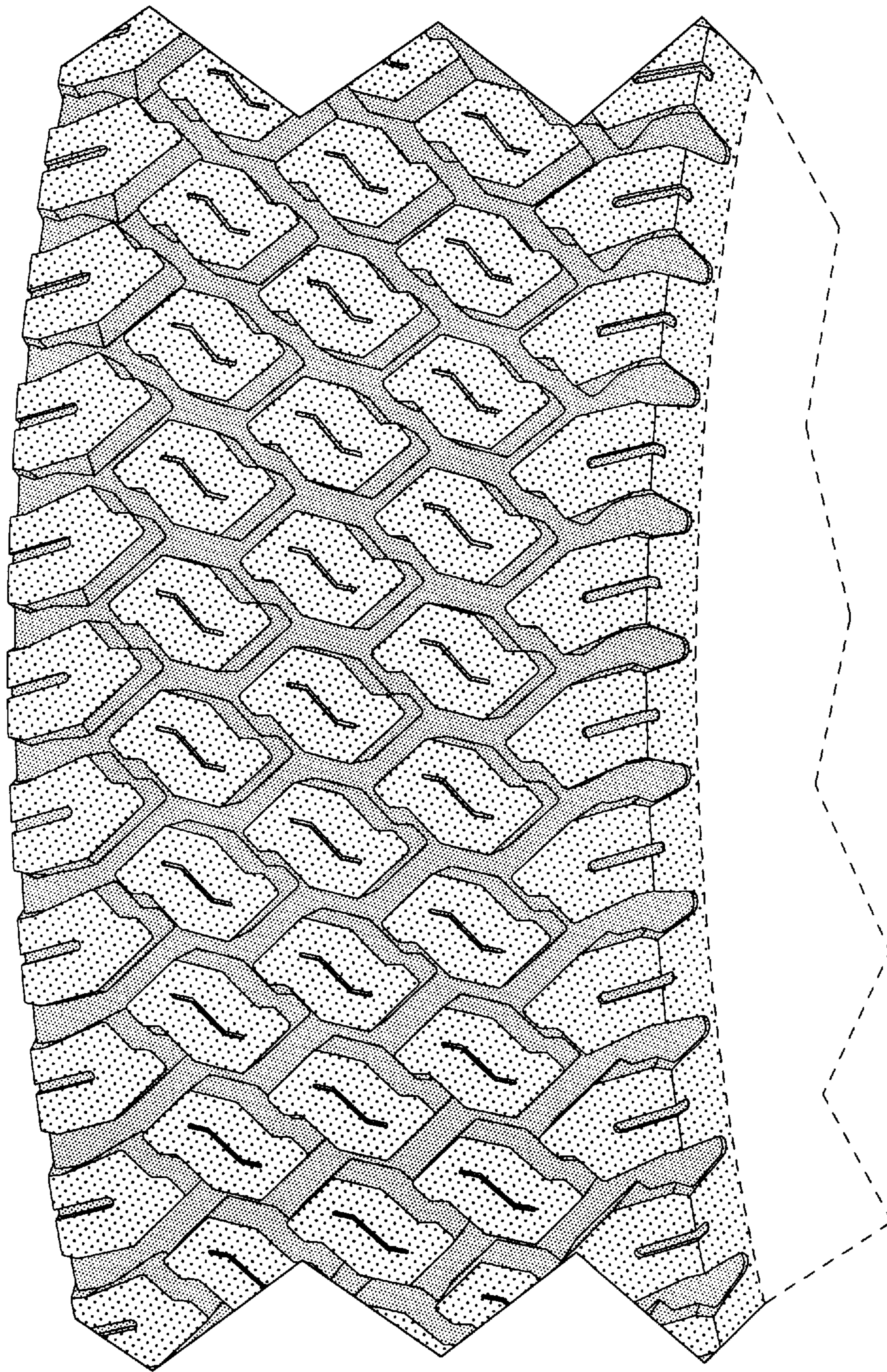


FIG-4

UNITED STATES PATENT AND TRADEMARK OFFICE
CERTIFICATE OF CORRECTION

PATENT NO. : Des. 403,284
DATED : Dec 29, 1998
INVENTOR(S) : Phuoc Thuan Le

It is certified that error appears in the above-identified patent and that said Letters Patent is hereby corrected as shown below: On the title page, item [75]

The address of the inventor, Phuoc Thuan Le, to be listed as Attent, Belgium.

Signed and Sealed this
First Day of June, 1999



Q. TODD DICKINSON

Acting Commissioner of Patents and Trademarks

Attest:

Attesting Officer