



US00D403276S

# United States Patent [19]

Neault et al.

[11] **Patent Number: Des. 403,276**

[45] **Date of Patent: \*\*Dec. 29, 1998**

[54] **TRAILER**

[76] Inventors: **Michel Neault**, 583, St. Ovide, Ste-Sophie-de-Lévrard, Québec, Canada, G0X 3C0; **René Bellerose**, 4455 Gatineau, Rock Forest, Québec, Canada, J1N 3B4

[\*\*] Term: **14 Years**

[21] Appl. No.: **76,445**

[22] Filed: **Sep. 11, 1997**

### Related U.S. Application Data

[62] Division of Ser. No. 59,563, Sep. 13, 1996, Pat. No. Des. 392,598.

[51] **LOC (6) Cl. .... 12-10**

[52] **U.S. Cl. .... D12/101**

[58] **Field of Search .... D12/101; D34/12, D34/15, 16, 23, 24; 280/656, 63, 789, 426, 442, 47.33, 47.24, 42.26**

### [56] References Cited

#### U.S. PATENT DOCUMENTS

D. 277,088 1/1985 Dudley ..... D12/101

D. 316,688	5/1991	Barginear	.....	D12/101
D. 322,235	12/1991	Bell	.....	D12/101
D. 375,921	11/1996	Kunkle	.....	D12/101
D. 380,708	7/1997	Witt	.....	D12/101
D. 392,598	3/1998	Neault et al.	.....	D12/101

*Primary Examiner*—Melody N. Brown  
*Attorney, Agent, or Firm*—Robic

### [57] CLAIM

The ornamental design for a trailer, as shown and described.

### DESCRIPTION

FIG. 1 is a perspective view of a trailer, showing our new design;

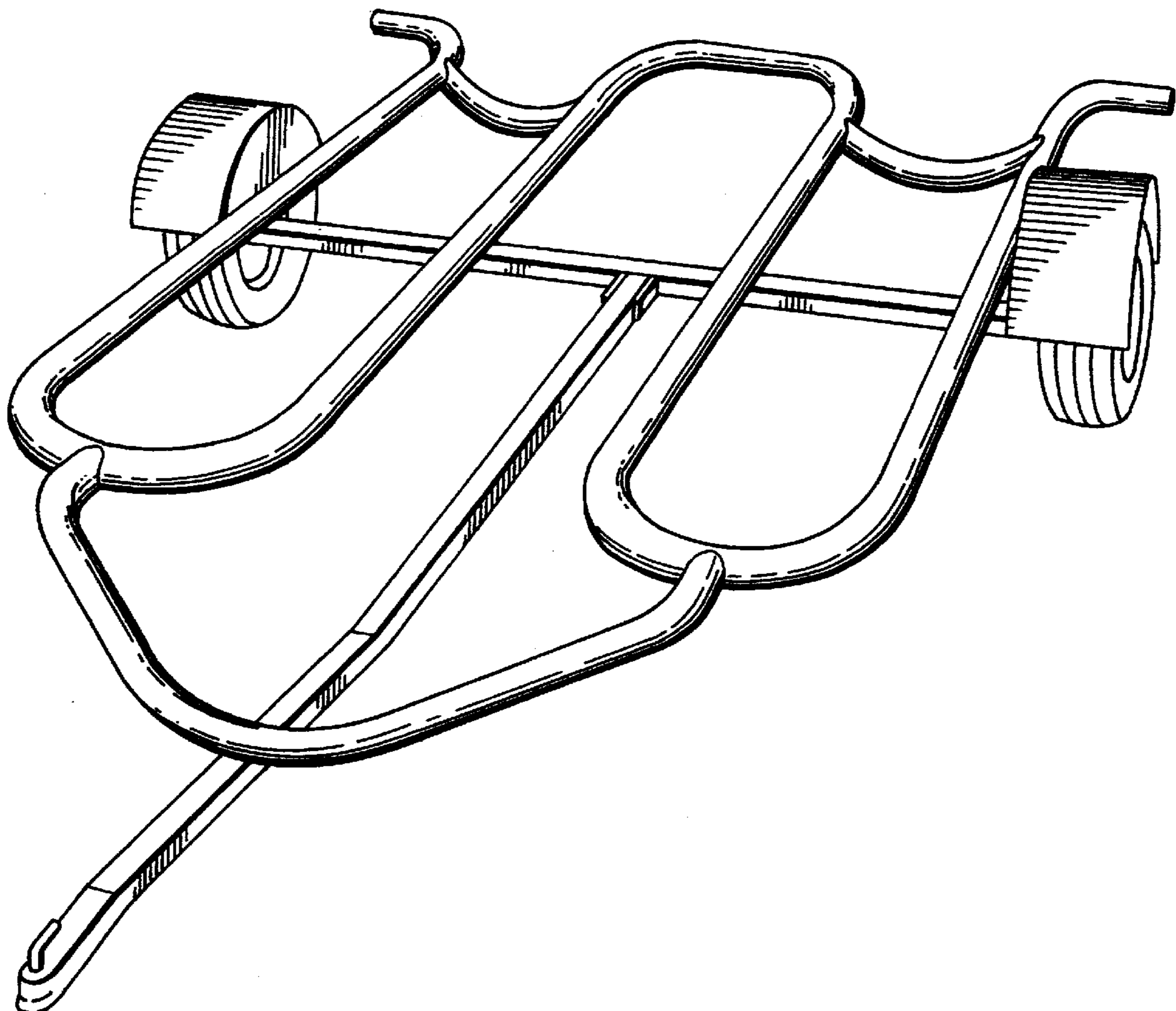
FIG. 2 is a top plan view thereof;

FIG. 3 is a side elevational view thereof, the other side being a mirror copy of this side;

FIG. 4 is a rear elevational view thereof; and,

FIG. 5 is a front elevational view thereof.

**1 Claim, 3 Drawing Sheets**



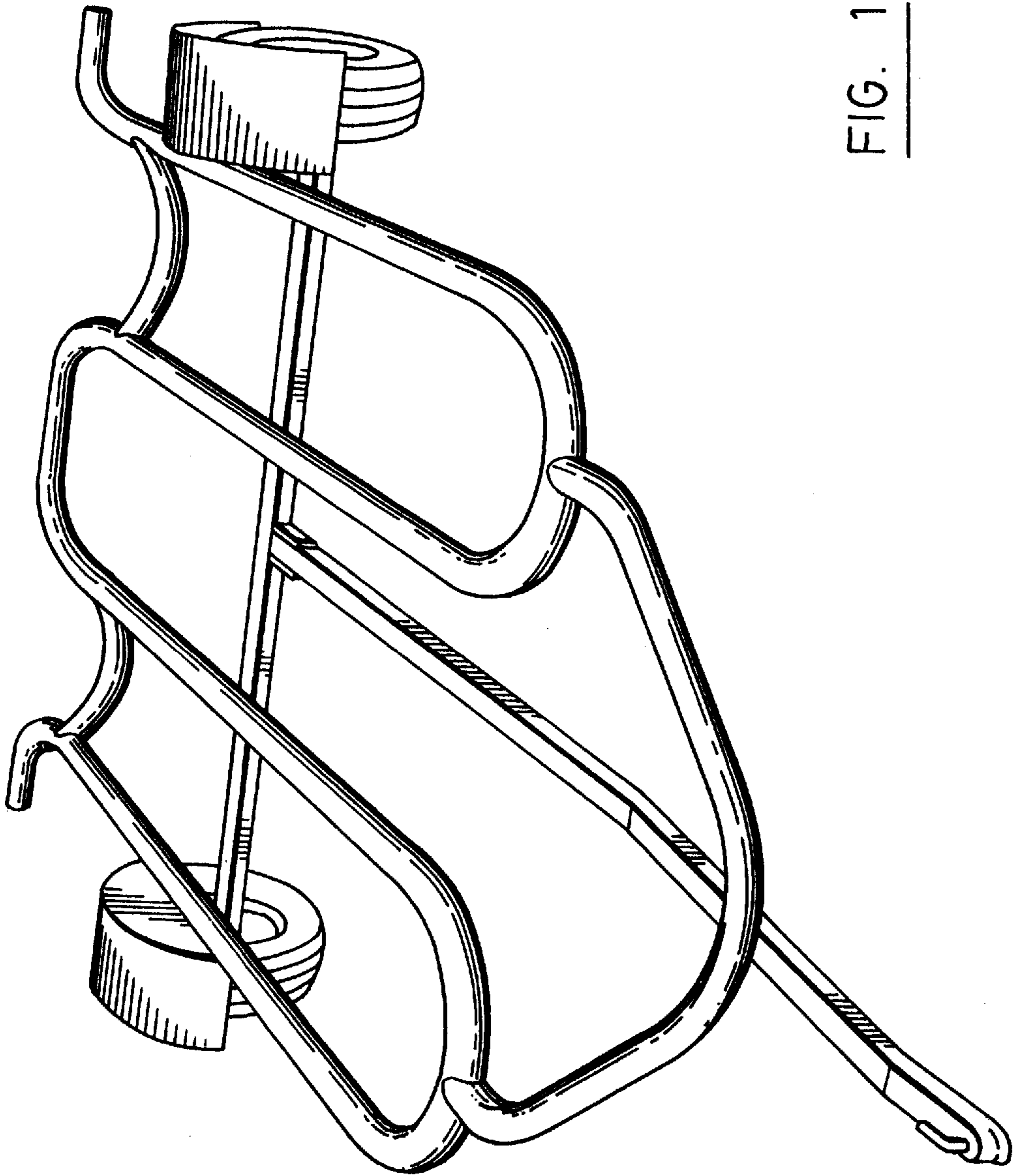


FIG. 1

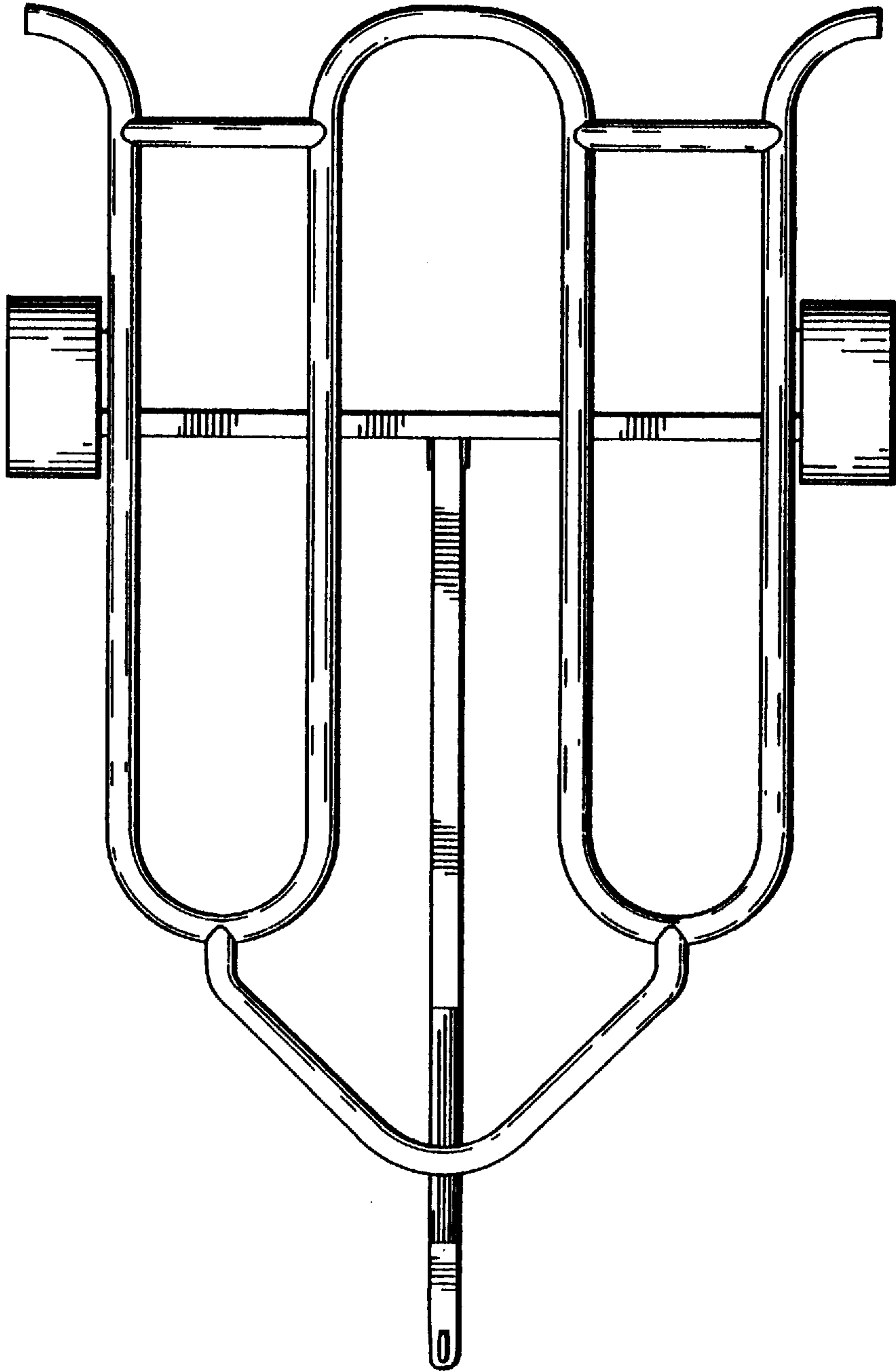


FIG. 2

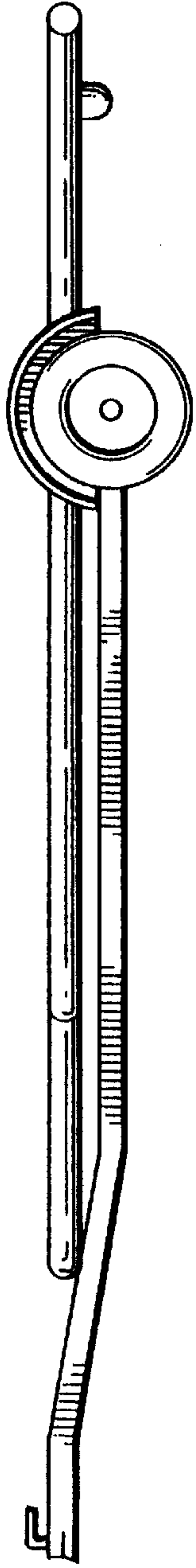


FIG. 3

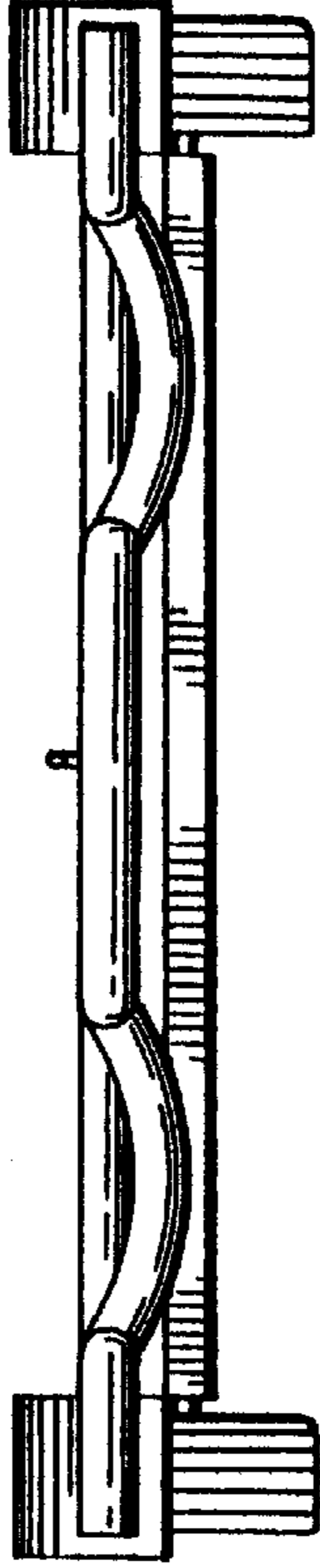


FIG. 4

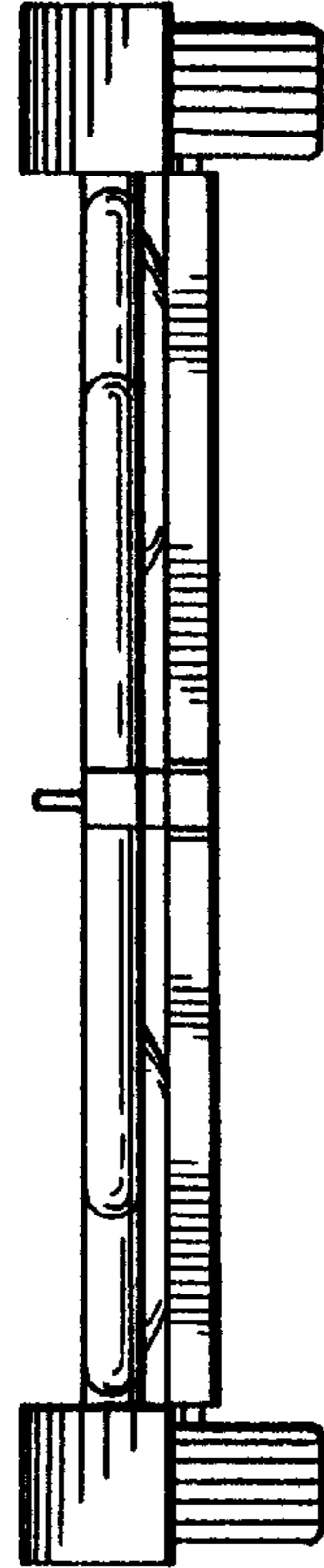


FIG. 5