



US00D403265S

United States Patent [19]

Nagele et al.

[11] **Patent Number: Des. 403,265**

[45] **Date of Patent: **Dec. 29, 1998**

[54] **BATTERY COVER FOR A WIRELESS COMMUNICATION DEVICE**

D. 378,366	3/1997	Nagele et al.	D13/103
D. 382,537	8/1997	Brunette	D13/119
D. 382,538	8/1997	Brunette	D13/119

[75] Inventors: **Albert Leo Nagele**, Wilmette; **Brian Jon Hassemer**, WestGurnee; **Mark Daniel Janninck**, Elmhurst, all of Ill.

Primary Examiner—Joel Sincavage
Attorney, Agent, or Firm—Lalita P. Williams

[73] Assignee: **Motorola, Inc.**, Schaumburg, Ill.

[57] **CLAIM**

[**] Term: **14 Years**

We claim the ornamental design for the battery cover, as shown and described.

[21] Appl. No.: **84,024**

DESCRIPTION

[22] Filed: **Feb. 23, 1998**

Related U.S. Application Data

[63] Continuation-in-part of Ser. No. 78,010, Oct. 15, 1997.

[51] **LOC (6) Cl.** **13-02**

[52] **U.S. Cl.** **D13/119**

[58] **Field of Search** D13/103, 119;
429/96-100, 163, 176

FIG. 1 is a top, left, front perspective view of the battery cover;

FIG. 2 is a top elevational view of the battery cover shown in FIG. 1;

FIG. 3 is a front elevational view of the battery cover shown in FIG. 1;

FIG. 4 is a left side elevational view of the battery cover shown in FIG. 1;

FIG. 5 is a right side elevational view of the battery cover shown in FIG. 1;

FIG. 6 is a rear elevational view of the battery cover shown in FIG. 1; and,

FIG. 7 is a bottom elevational view of the battery cover shown in FIG. 1.

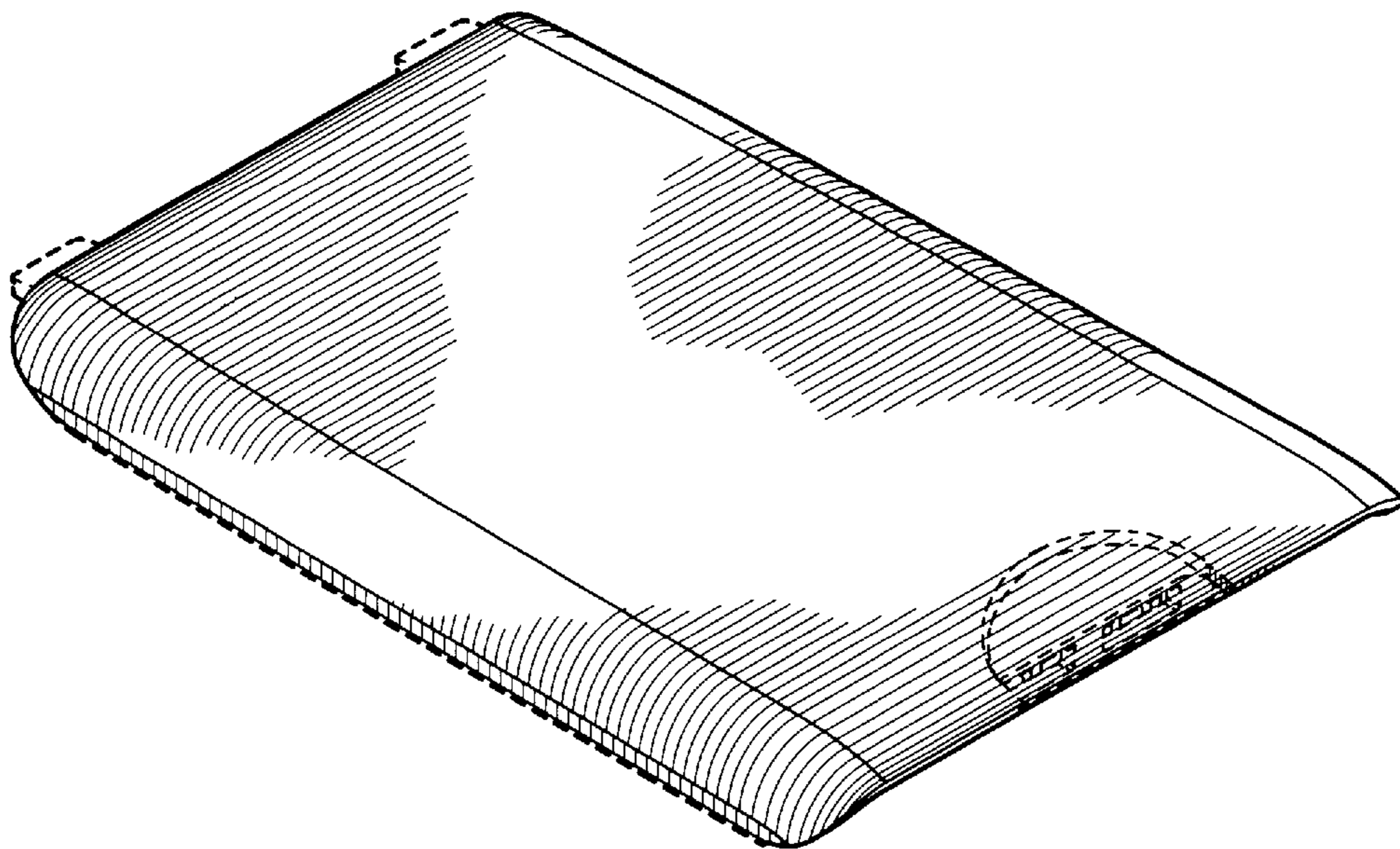
The broken line showing throughout the drawing figures is included for the purpose of illustrating environmental structure only and forms no part of the claimed design.

[56] References Cited

U.S. PATENT DOCUMENTS

D. 349,882	8/1994	Johnson	D13/103
D. 359,267	6/1995	Berry et al.	D13/103
D. 367,640	3/1996	Nagele et al.	D13/103
D. 372,896	8/1996	Nagele et al.	D13/103
D. 375,932	11/1996	Nagele et al.	D13/103
D. 376,127	12/1996	Nagele et al.	D13/103

1 Claim, 3 Drawing Sheets



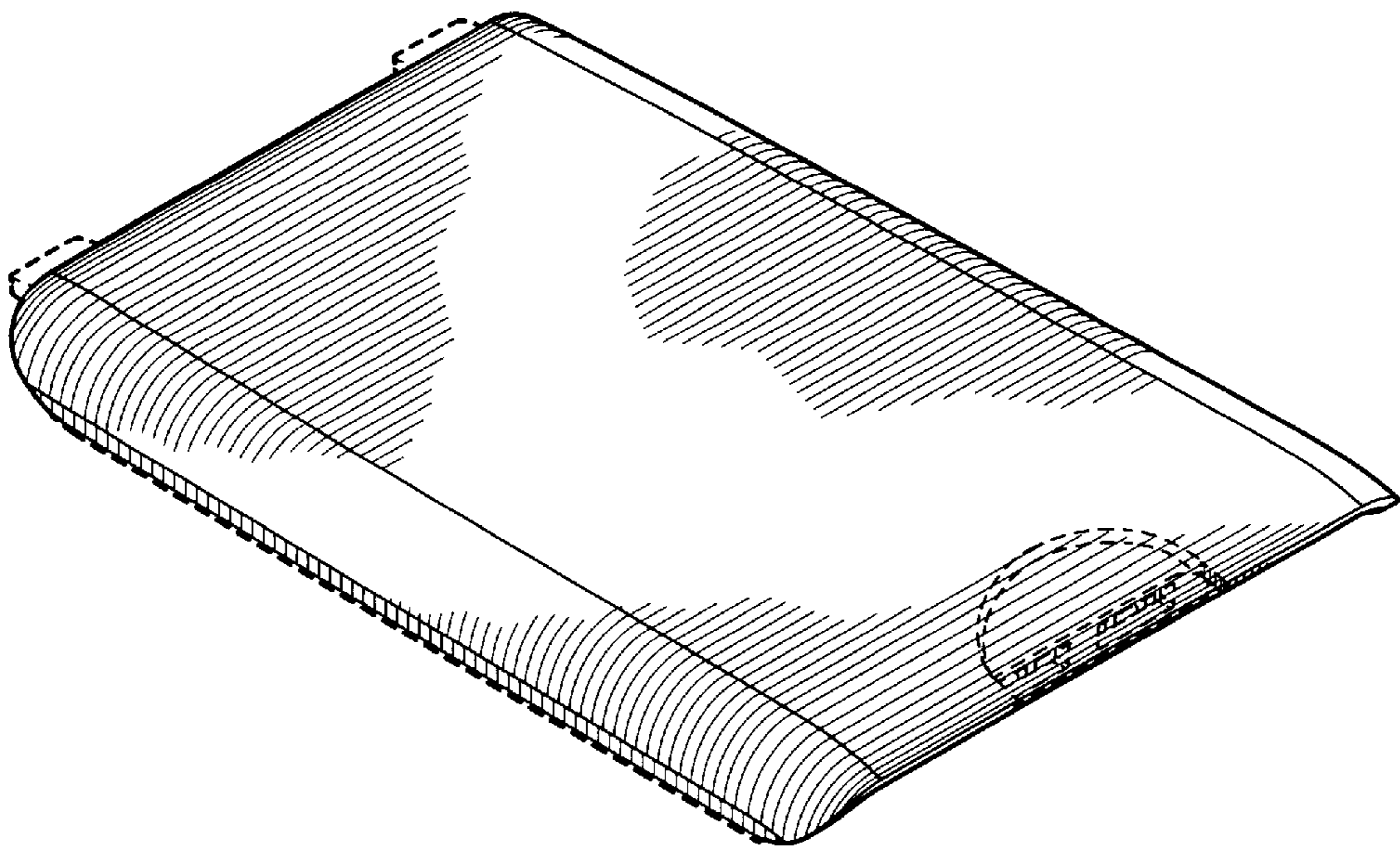


FIG. 1




FIG. 2

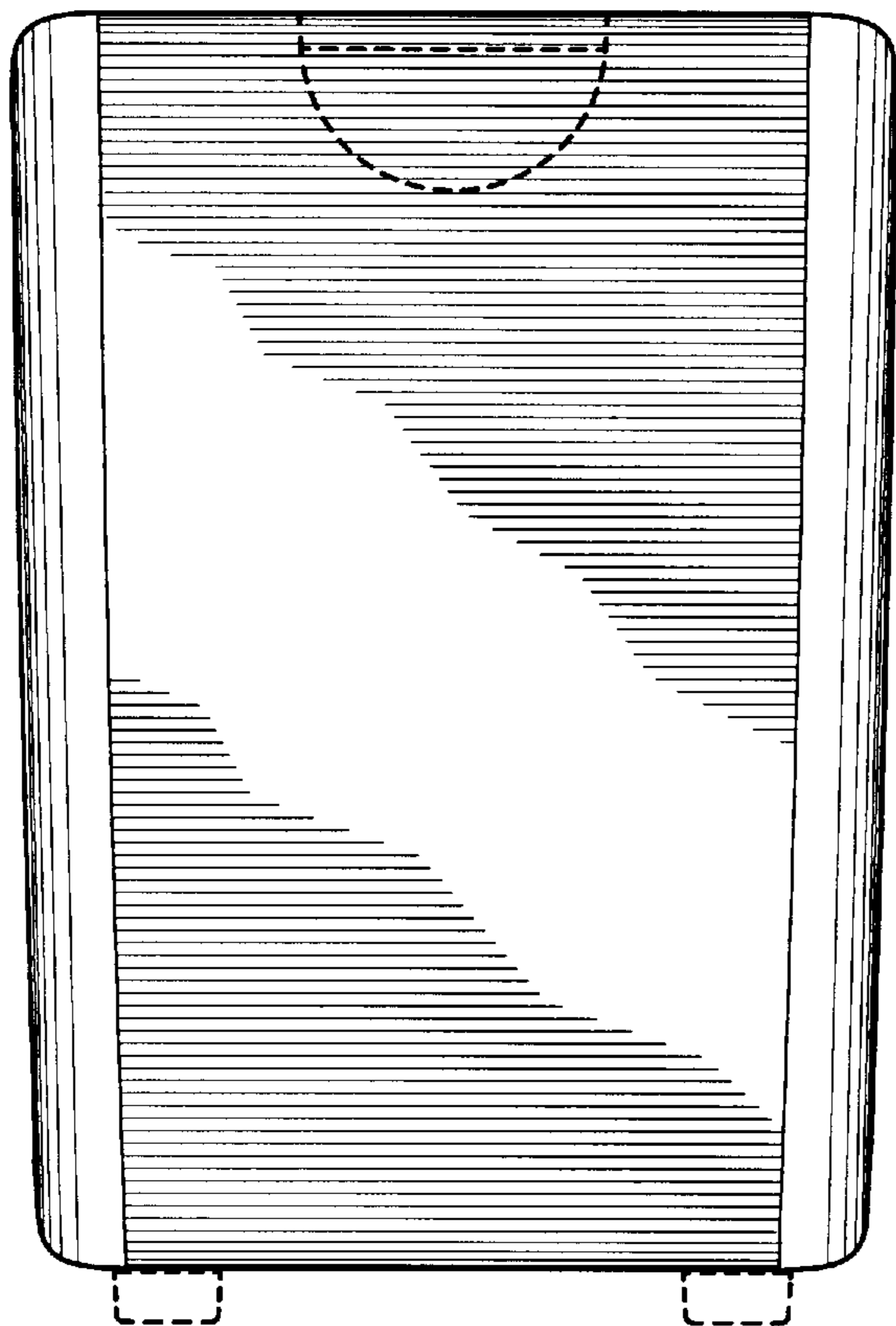


FIG. 3

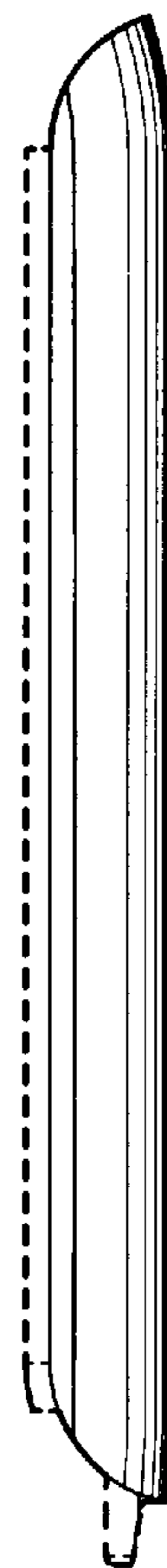


FIG. 4




FIG. 5




FIG. 6



FIG. 7