



US00D403264S

**United States Patent** [19]  
**Shenhav**

[11] **Patent Number: Des. 403,264**

[45] **Date of Patent: \*\*Dec. 29, 1998**

[54] **RING**

[75] Inventor: **Eran Shenhav, Teich, Germany**

[73] Assignee: **Feeling the Collection Schmuckwaren GmbH, Pforzheim, Germany**

[\*\*] Term: **14 Years**

[21] Appl. No.: **62,798**

[22] Filed: **Nov. 25, 1996**

[51] **LOC (6) Cl. .... 11-01**

[52] **U.S. Cl. .... D11/34**

[58] **Field of Search ..... D11/26-30, 34-38, D11/48; 63/3, 15, 15.45, 26**

[56] **References Cited**

**U.S. PATENT DOCUMENTS**

D. 61,194	7/1922	Ginder	.....	D11/35
D. 100,733	8/1936	Dronstadt	.....	D11/36
D. 108,540	2/1938	Granat	.....	D11/36
D. 171,869	3/1954	Sorrentino	.....	D11/36
D. 254,537	3/1980	Abelson	.....	D11/35

**FOREIGN PATENT DOCUMENTS**

6-8730 3/1994 Japan .

**OTHER PUBLICATIONS**

LES JOYAUX Magazine, Jul. 1985, p. 112, Photo—middle bottom of page.

LES Joyaux Magazine, May 1986, p. 112; photo—center of page.

*Primary Examiner*—Cathy Anne MacCormac  
*Attorney, Agent, or Firm*—Oliff & Berridge, PLC

[57] **CLAIM**

The ornamental design for ring, as shown and described.

**DESCRIPTION**


FIG. 1 is a front view of a ring in accordance with my inventive design;

FIG. 2 is a top view thereof;

FIG. 3 is a side view thereof; and,

FIG. 4 is a rear view thereof.

**1 Claim, 2 Drawing Sheets**



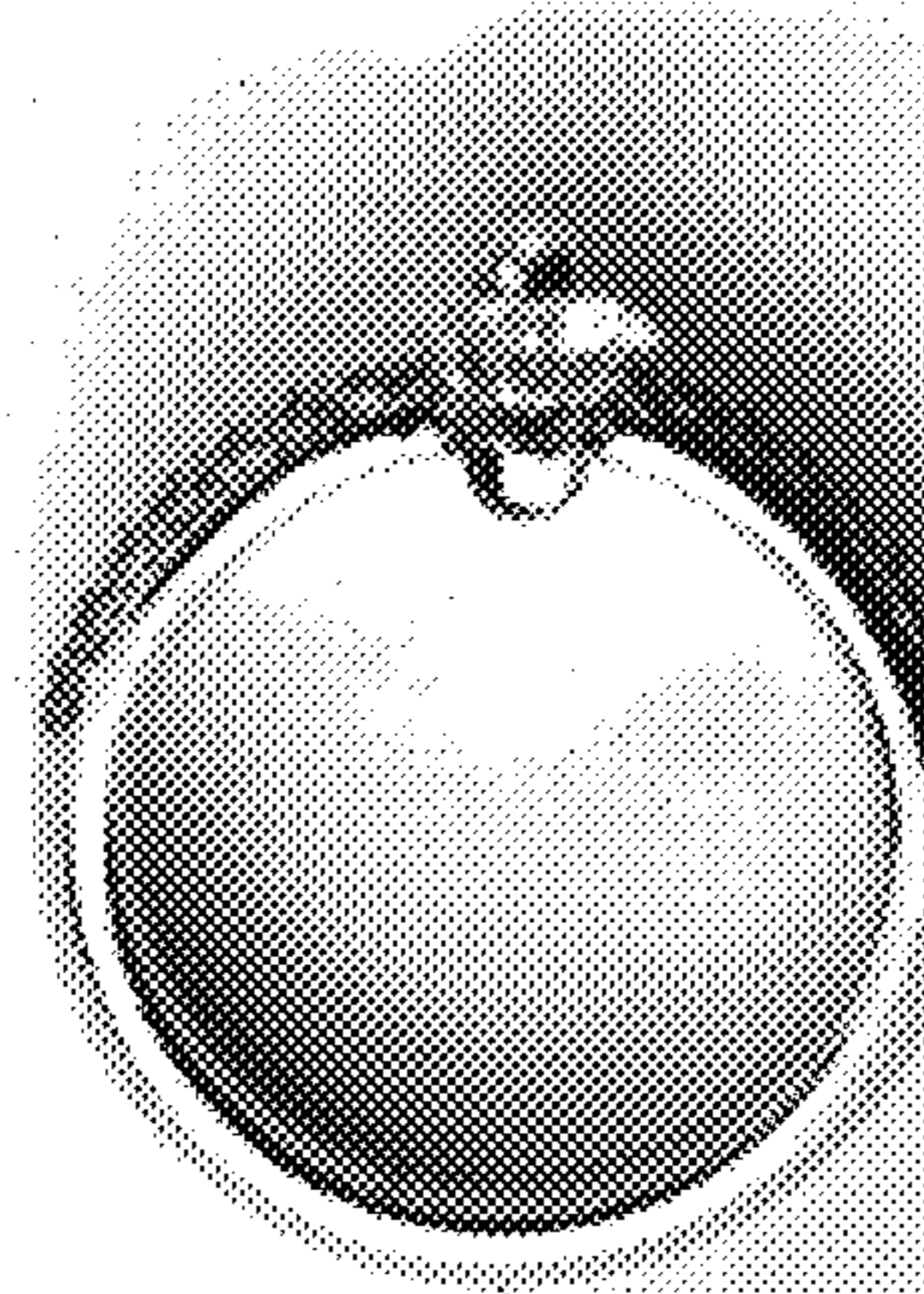


FIG. 1




FIG. 2






FIG. 3




FIG. 4