



US00D403261S

# United States Patent [19]

Kurata et al.

[11] **Patent Number: Des. 403,261**

[45] **Date of Patent: \*\*Dec. 29, 1998**

[54] **SCALE**

[75] Inventors: **Soji Kurata**, Tsurugashima, Japan;  
**Hiroshi Ariyama**; **Daniel Perez**, both  
of Chicago, Ill.

[73] Assignee: **Tanita Corporation**, Tokyo, Japan

[\*\*] Term: **14 Years**

[21] Appl. No.: **69,384**

[22] Filed: **Apr. 10, 1997**

[30] **Foreign Application Priority Data**

Oct. 21, 1996 [JP] Japan ..... 8-31163

[51] **LOC (6) Cl.** ..... **10-04**

[52] **U.S. Cl.** ..... **D10/92**

[58] **Field of Search** ..... D10/92; 177/180-182,  
177/238-245

[56] **References Cited**

**U.S. PATENT DOCUMENTS**

D. 331,886 12/1992 Mattei ..... D10/92

D. 377,153 1/1997 Andrieu ..... D10/92

*Primary Examiner*—Antoine Duval Davis  
*Attorney, Agent, or Firm*—Evenson, McKeown, Edwards &  
Lenahan, PLLC

[57] **CLAIM**

The ornamental design for a scale, as shown.

**DESCRIPTION**

FIG. 1 is a top perspective view of the scale embodying our new design;  
FIG. 2 is a top plan view thereof;  
FIG. 3 is a front elevational view thereof;  
FIG. 4 is a rear elevational view thereof;  
FIG. 5 is a left side elevational view thereof;  
FIG. 6 is a right side elevational view thereof;  
FIG. 7 is a bottom plan view thereof;  
FIG. 8 is a top plan view thereof, with the display switched-on; and,  
FIG. 9 is a top perspective view thereof, with the display switched-on.

**1 Claim, 3 Drawing Sheets**




FIG.1




FIG.2




FIG.3




FIG.4



FIG.5




FIG.6




FIG.7




FIG.8




FIG.9

