



US00D403256S

United States Patent [19]
Weterrings

[11] **Patent Number: Des. 403,256**
[45] **Date of Patent: **Dec. 29, 1998**

[54] **ADJUSTABLE SPOON**

[75] Inventor: **Frans M. Weterrings**, Florence, Ala.

[73] Assignee: **Robbins Industries, Inc.**, Florence, Ala.

[**] Term: **14 Years**

[21] Appl. No.: **84,108**

[22] Filed: **Feb. 24, 1998**

[51] **LOC (6) Cl.** **10-04**

[52] **U.S. Cl.** **D10/46.3**

[58] **Field of Search** D10/46.2, 46.3;
D7/691, 692, 653; 30/324-328; 73/426-429

[56] **References Cited**

U.S. PATENT DOCUMENTS

- D. 328,867 8/1992 Watt et al. D10/46.2
- D. 371,976 7/1996 Tucker D10/46.3
- D. 374,181 10/1996 Weterrings D10/46.3

Primary Examiner—Terry A. Wallace
Attorney, Agent, or Firm—Whitman Breed Abbott & Morgan LLC; Gregor N. Neff

[57] **CLAIM**

The ornamental design for an adjustable spoon, as shown and described.

DESCRIPTION

FIG. 1 is a top, front, left side perspective view of an adjustable spoon showing my new design, the broken lines are shown for illustrative purposes only and form no part of the claimed design;

FIG. 2 is a top plan view thereof;

FIG. 3 is a rear elevation view thereof;

FIG. 4 is a bottom plan view thereof;

FIG. 5 is a left side elevation view thereof;

FIG. 6 is a right side elevation view thereof;

FIG. 7 is a top, front, left side perspective view thereof with the adjustable member in an alternate position;

FIG. 8 is a top plan view of FIG. 7;

FIG. 9 is a rear elevation view of FIG. 7;

FIG. 10 is a bottom plan view of FIG. 7;

FIG. 11 is a left side elevation view of FIG. 7; and,

FIG. 12 is a right side elevation view of FIG. 7.

1 Claim, 3 Drawing Sheets

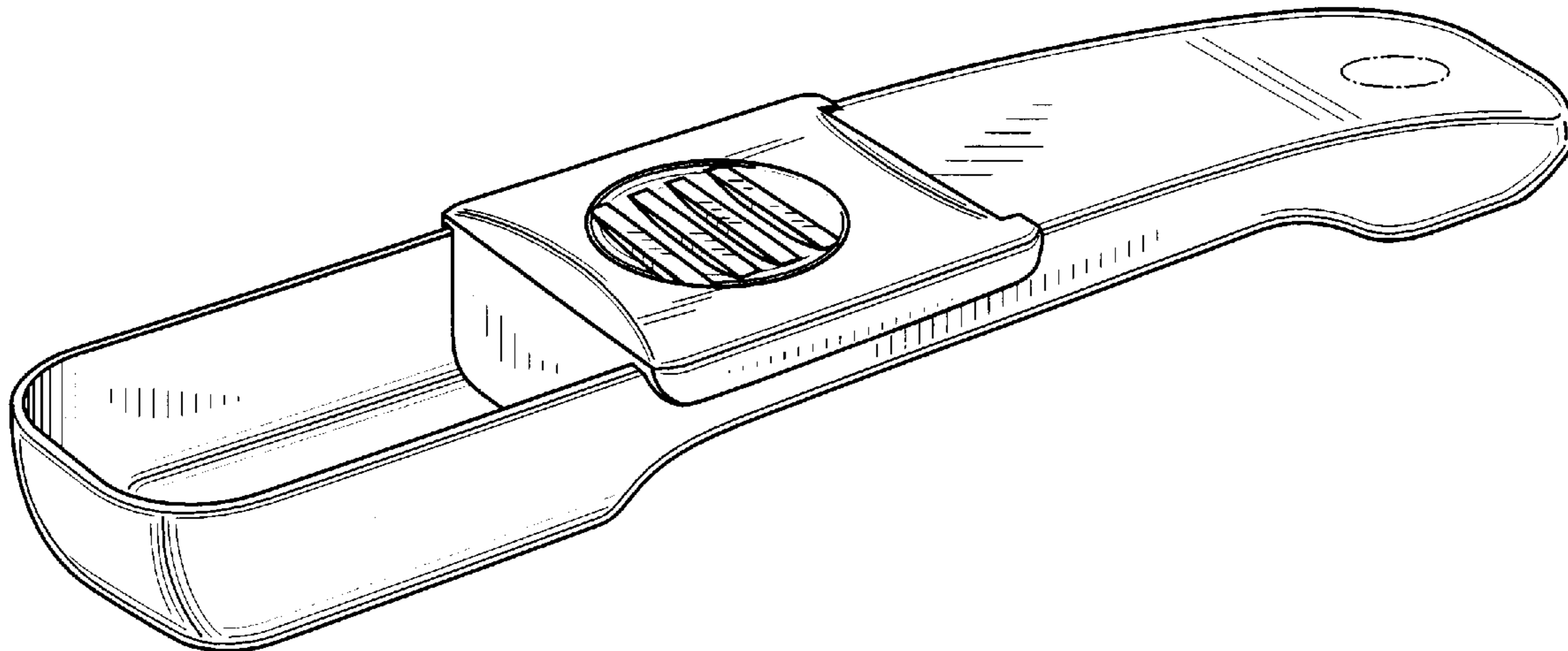


FIG. 1

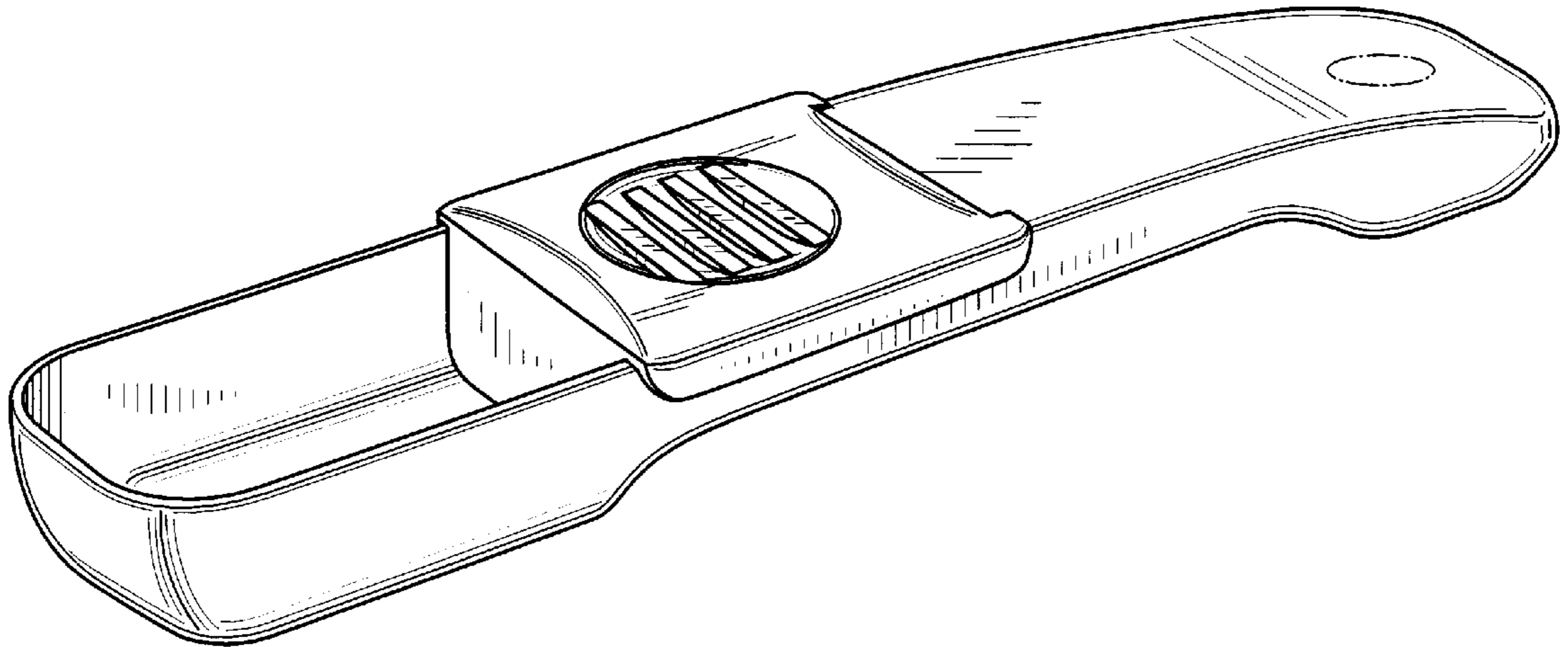


FIG. 5

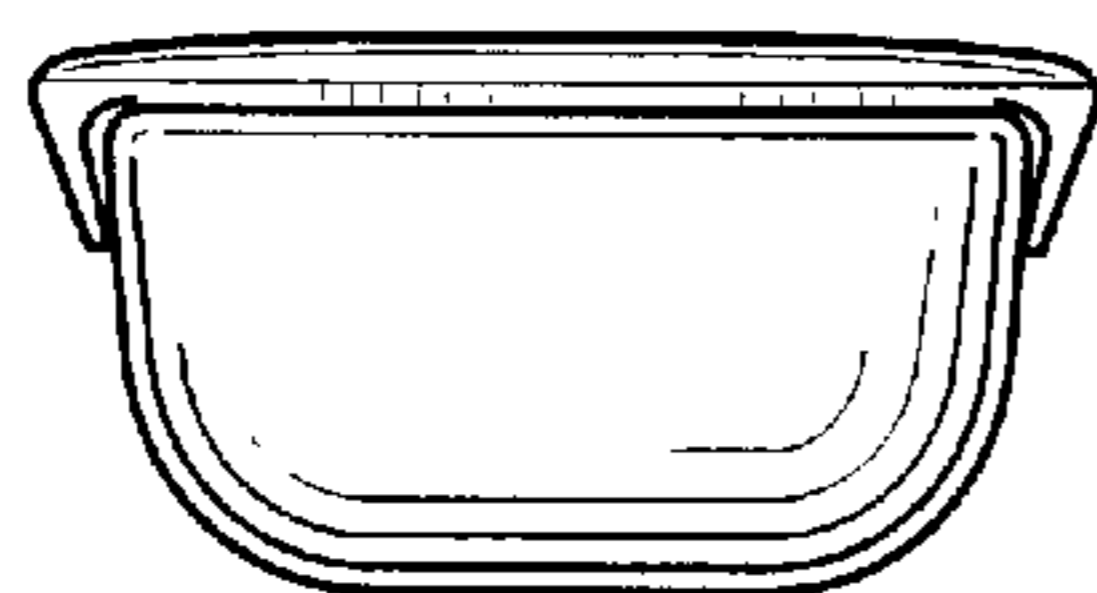


FIG. 6

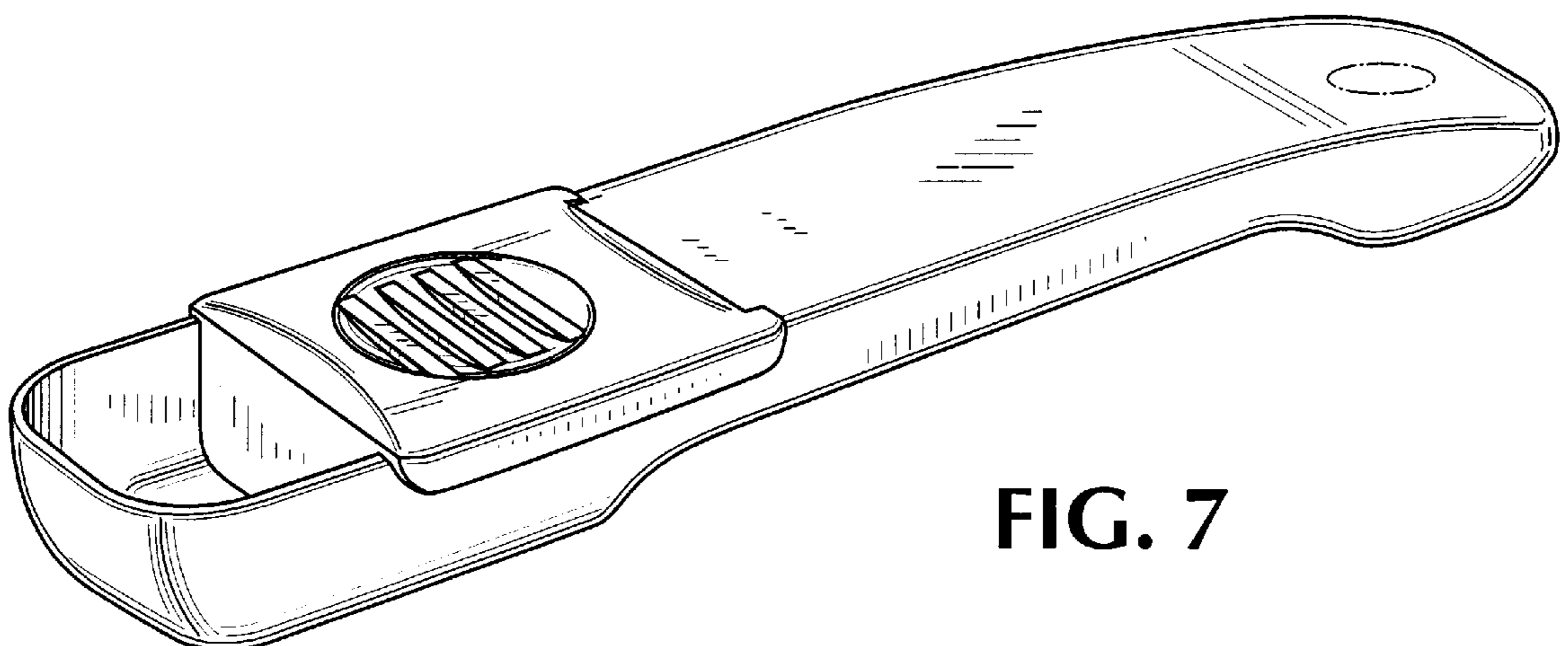



FIG. 7

FIG. 2

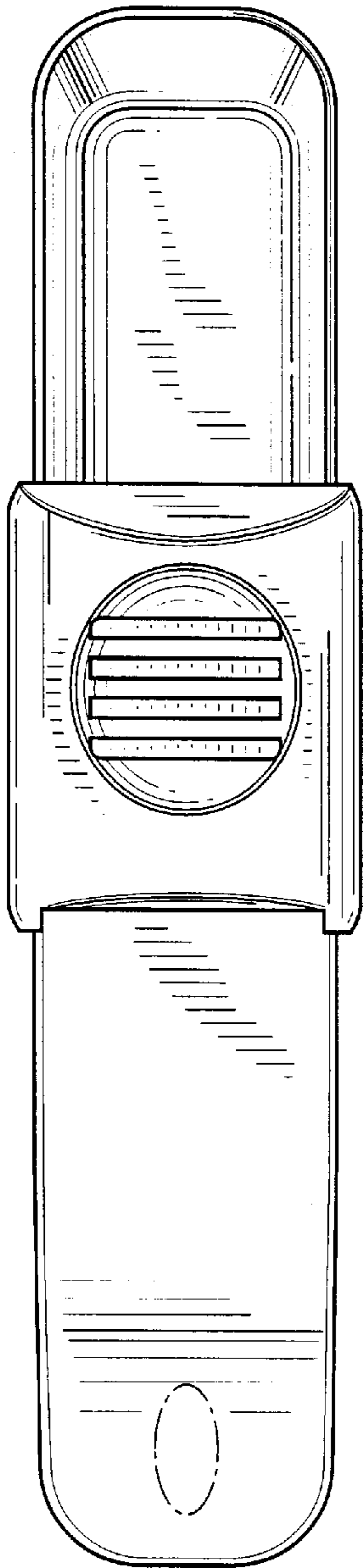


FIG. 3

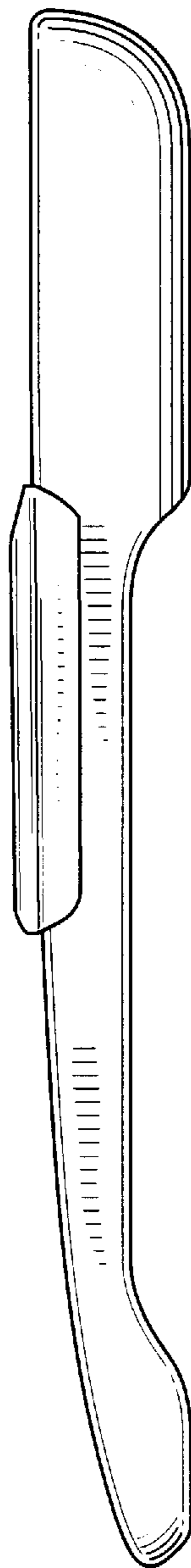


FIG. 4

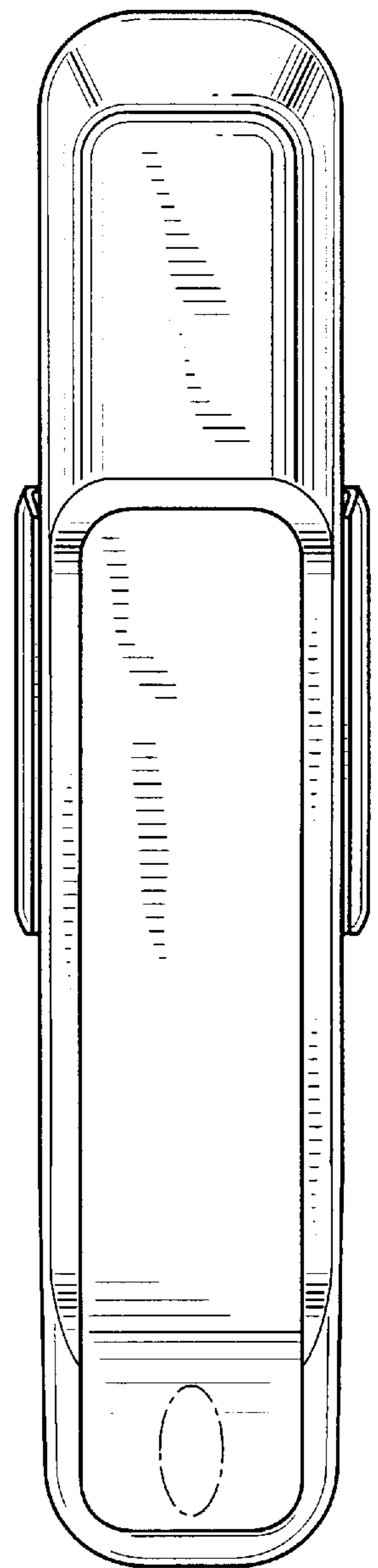


FIG. 8

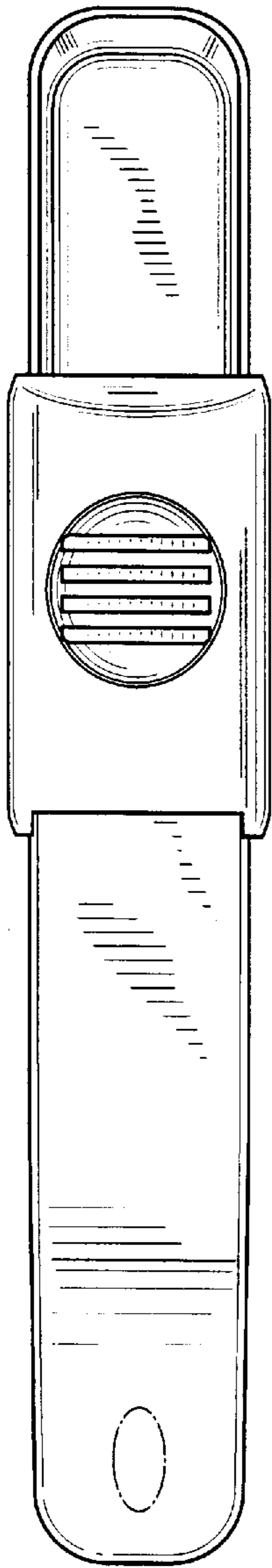


FIG. 9

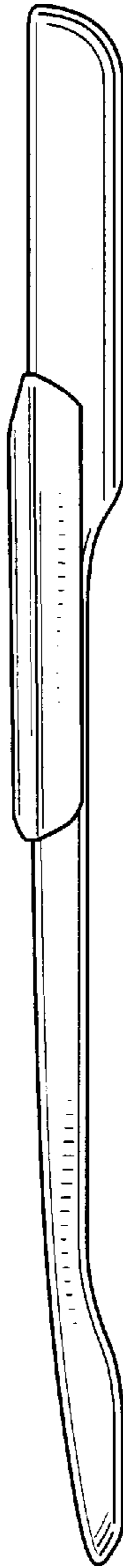


FIG. 10

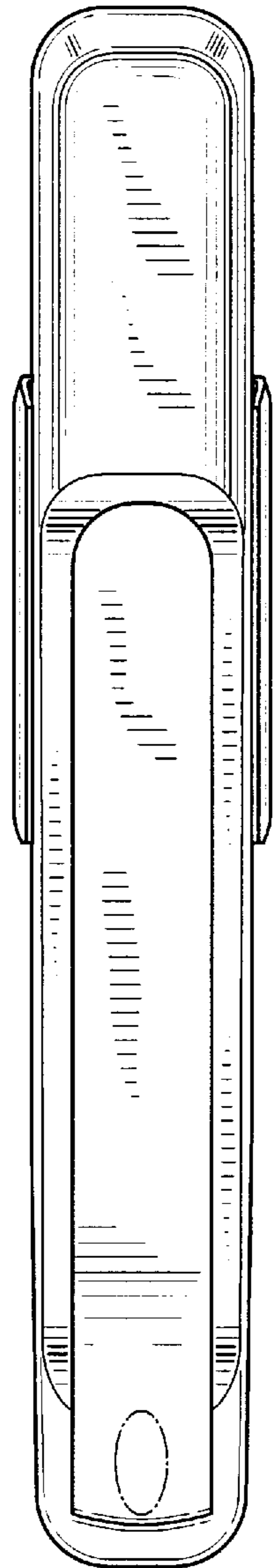


FIG. 11

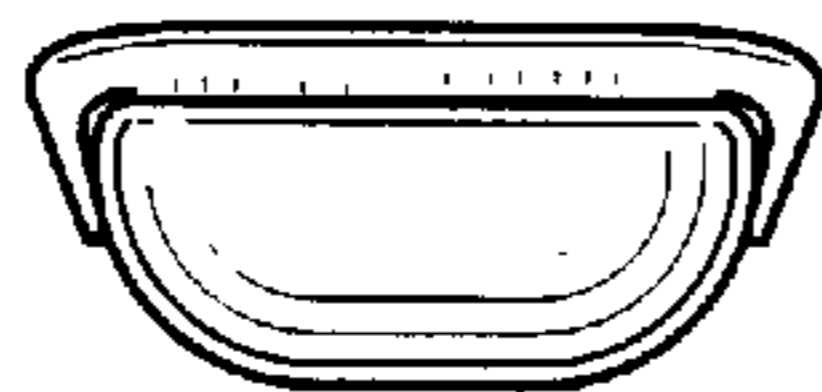


FIG. 12



UNITED STATES PATENT AND TRADEMARK OFFICE
CERTIFICATE OF CORRECTION

PATENT NO. : Des. 403,256
DATED : December 29, 1998
INVENTOR(S) : Weterrings, Frans M.

It is certified that error appears in the above-identified patent and that said Letters Patent is hereby corrected as shown below:

Change the description of Figure 8 to read as follows: "Fig. 8 is a top plan view of a smaller version of the adjustable spoon shown in Figs. 1 through 7."

In each of the descriptions of Figures 9, 10, 11 and 12 change "Fig. 7" to --Fig. 8--.

Signed and Sealed this
Eighteenth Day of May, 1999

Attest:



Q. TODD DICKINSON

Attesting Officer

Acting Commissioner of Patents and Trademarks