



US00D403250S

# United States Patent [19] Rabassa

[11] **Patent Number: Des. 403,250**

[45] **Date of Patent: \*\*Dec. 29, 1998**

[54] **WATCH WITH BRACELET**  
[75] Inventor: **Serge Rabassa**, Geneva, Switzerland  
[73] Assignee: **S.A. Ancienne Fabrique Georges Piaget & Cie**, La Cote-Aux-Fees, Switzerland  
[\*\*] Term: **14 Years**

D. 303,936 10/1989 De Blue ..... D10/32  
D. 327,020 6/1992 Gradel ..... D10/30  
D. 352,250 11/1994 Giardiello ..... D10/39  
D. 353,108 12/1994 Rabassa ..... D10/32  
D. 357,193 4/1995 Lefevre ..... D10/39  
D. 380,971 7/1997 Girardiello ..... D10/39

*Primary Examiner*—Nelson C. Holtje  
*Attorney, Agent, or Firm*—Young & Thompson

[21] Appl. No.: **77,524**  
[22] Filed: **Oct. 3, 1997**

[57] **CLAIM**

The ornamental design for a watch with bracelet, as shown and described.

[30] **Foreign Application Priority Data**

**DESCRIPTION**

Apr. 4, 1997 [XH] Hague Agreement ..... DMA/003676

[51] **LOC (6) Cl.** ..... **10-02**  
[52] **U.S. Cl.** ..... **D10/32**  
[58] **Field of Search** ..... D10/1-40, 122-132;  
D11/3-25; 63/1.1, 3, 5, 11; 368/276-277,  
280-282, 285

FIG. 1 is a top plan view thereof;  
FIG. 2 is a rear plan view thereof;  
FIG. 3 is a side view thereof form the right of FIG. 1; and,  
FIG. 4 is a perspective view thereof.


The upper end portions of FIGS. 2 and 3 have been omitted for ease illustration.

[56] **References Cited**

**U.S. PATENT DOCUMENTS**

D. 158,918 6/1950 Winn ..... D10/32

**1 Claim, 1 Drawing Sheet**






Fig. 1

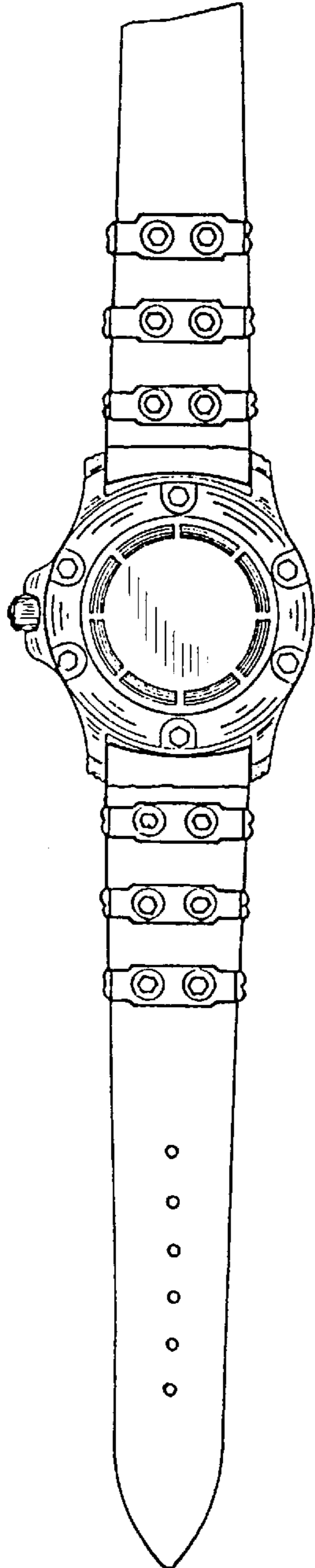


Fig. 2

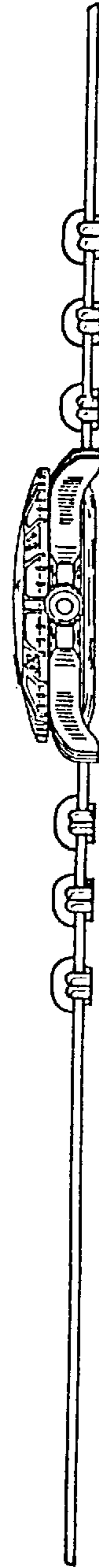


Fig. 3

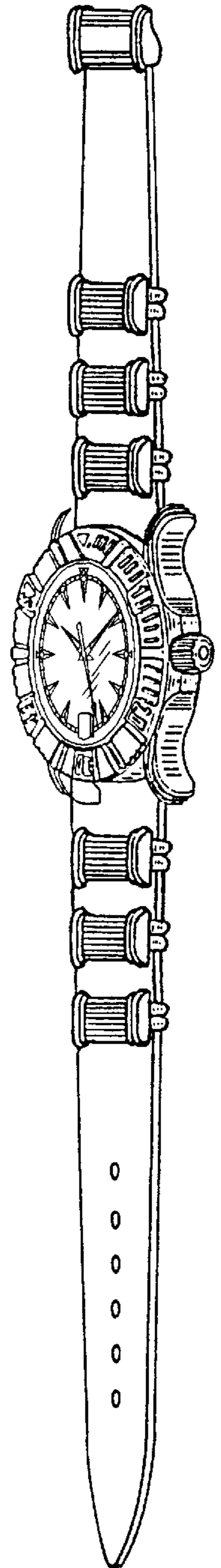


Fig. 4