



US00D403248S

**United States Patent** [19]  
**Magninat**

[11] **Patent Number: Des. 403,248**

[45] **Date of Patent: \*\*Dec. 29, 1998**

[54] **WATCH**

[75] Inventor: **Michel Magninat**, Paris, France

[73] Assignee: **Fred**, Paris, France

[\*\*] Term: **14 Years**

[21] Appl. No.: **83,331**

[22] Filed: **Feb. 6, 1998**

[51] **LOC (6) Cl.** ..... **10-02**

[52] **U.S. Cl.** ..... **D10/30**

[58] **Field of Search** ..... D10/1-40, 122-132;  
368/280-282, 276-277, 285

[56] **References Cited**

**U.S. PATENT DOCUMENTS**

- D. 108,735 3/1938 Merz .
- D. 112,417 12/1938 Graef .
- D. 302,132 7/1989 Woomer ..... D10/39
- 2,230,330 2/1941 Marti .
- 5,601,222 2/1997 Haddad ..... 368/282 X

**OTHER PUBLICATIONS**

*Jeweler's Circular—Keystone*—Jun. 1980—p. 28—watch at bottom.

*Swiss Watch Jewelry Journal*—Jun. 1982. p. 635—watch.

*Primary Examiner*—Nelson C. Holtje  
*Attorney, Agent, or Firm*—Abelman, Frayne & Schwab

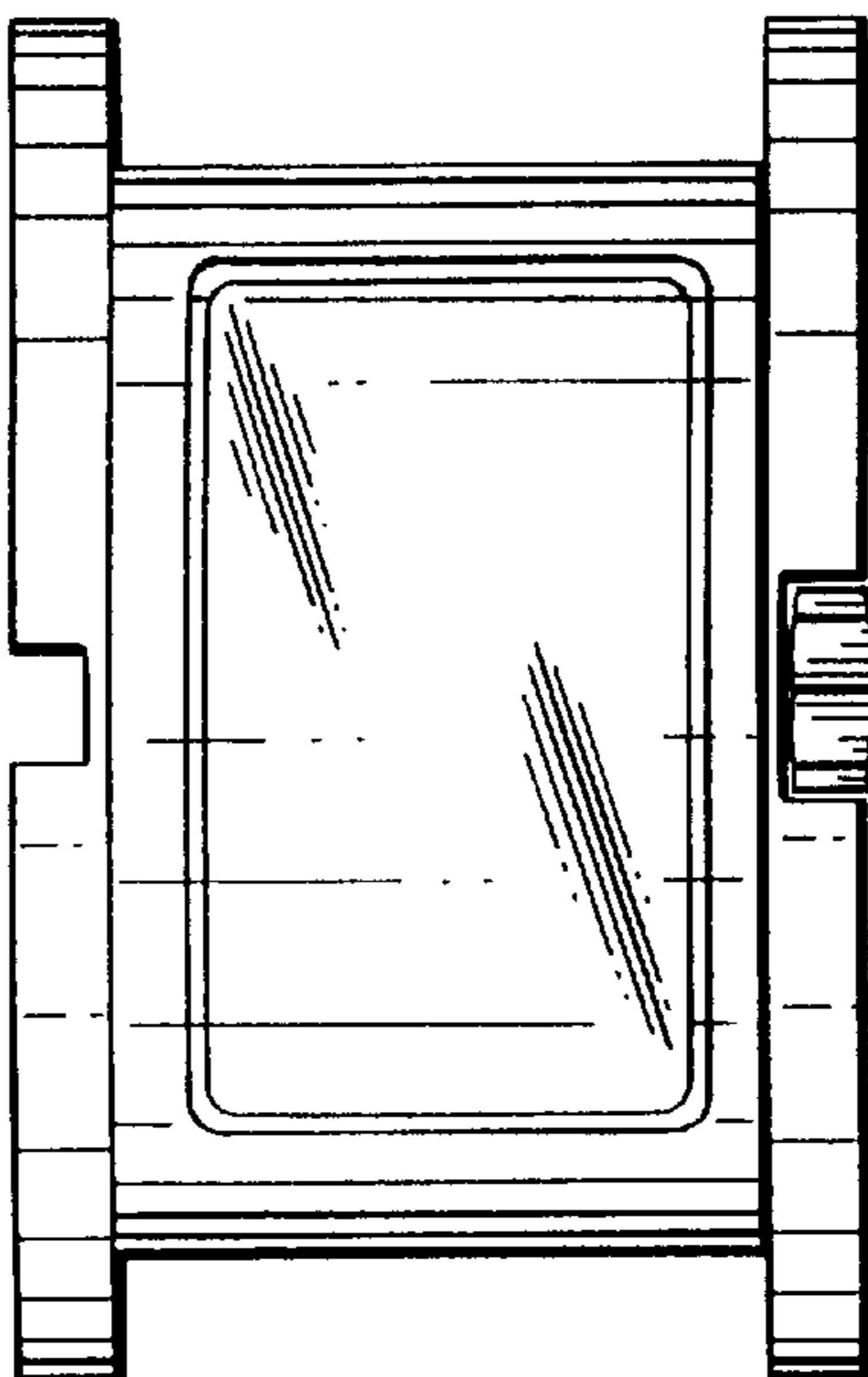
[57] **CLAIM**

I claim the ornamental design for a watch, as shown and described.

**DESCRIPTION**

FIG. 1 is a front elevational view of my new design;  
FIG. 2 is a right side view thereof;  
FIG. 3 is a rear view thereof;  
FIG. 4 is a top plan view thereof, the bottom plan view being a mirror image thereof; and,  
FIG. 5 is a left side view thereof.

**1 Claim, 1 Drawing Sheet**



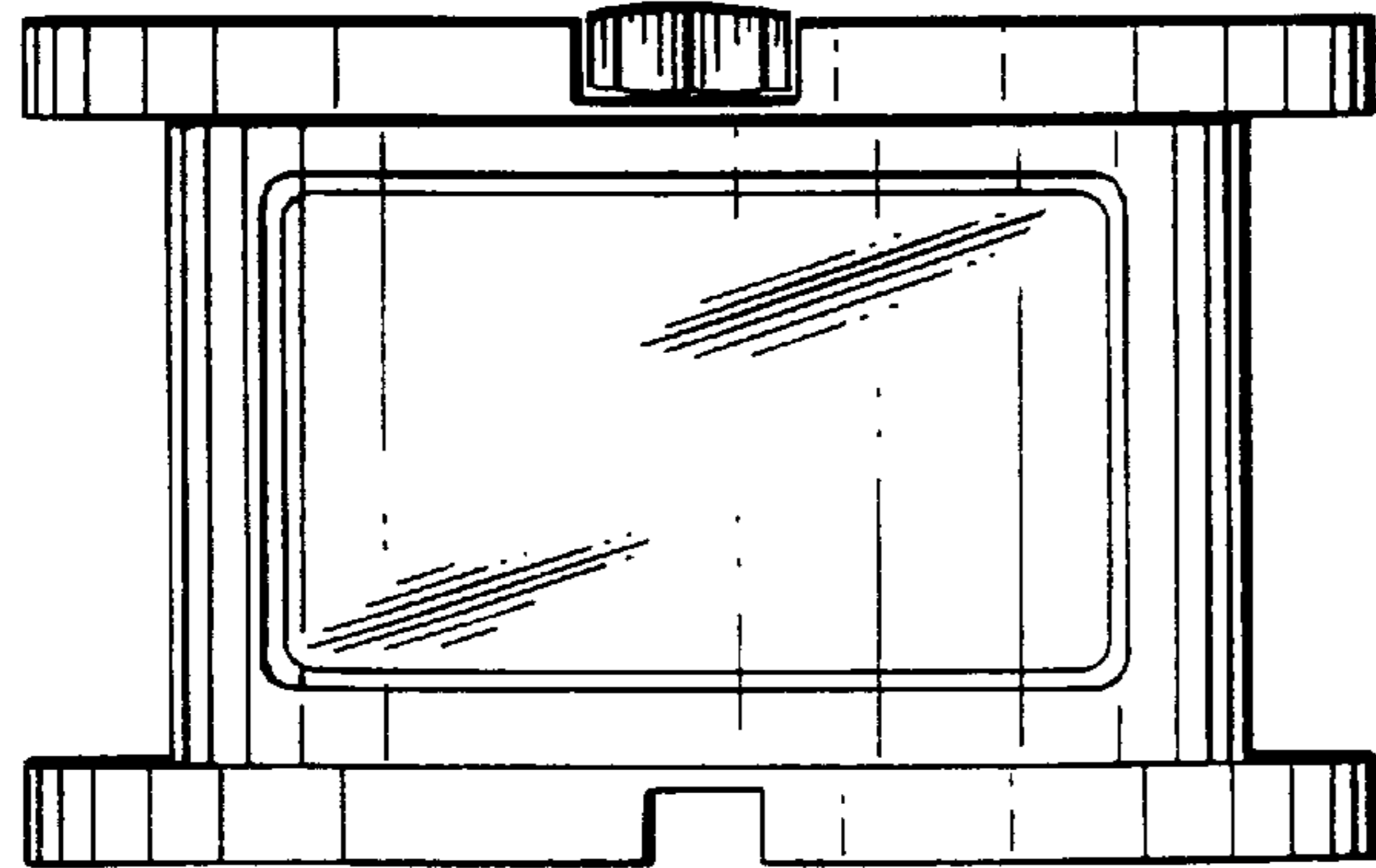


FIG. 1



FIG. 2

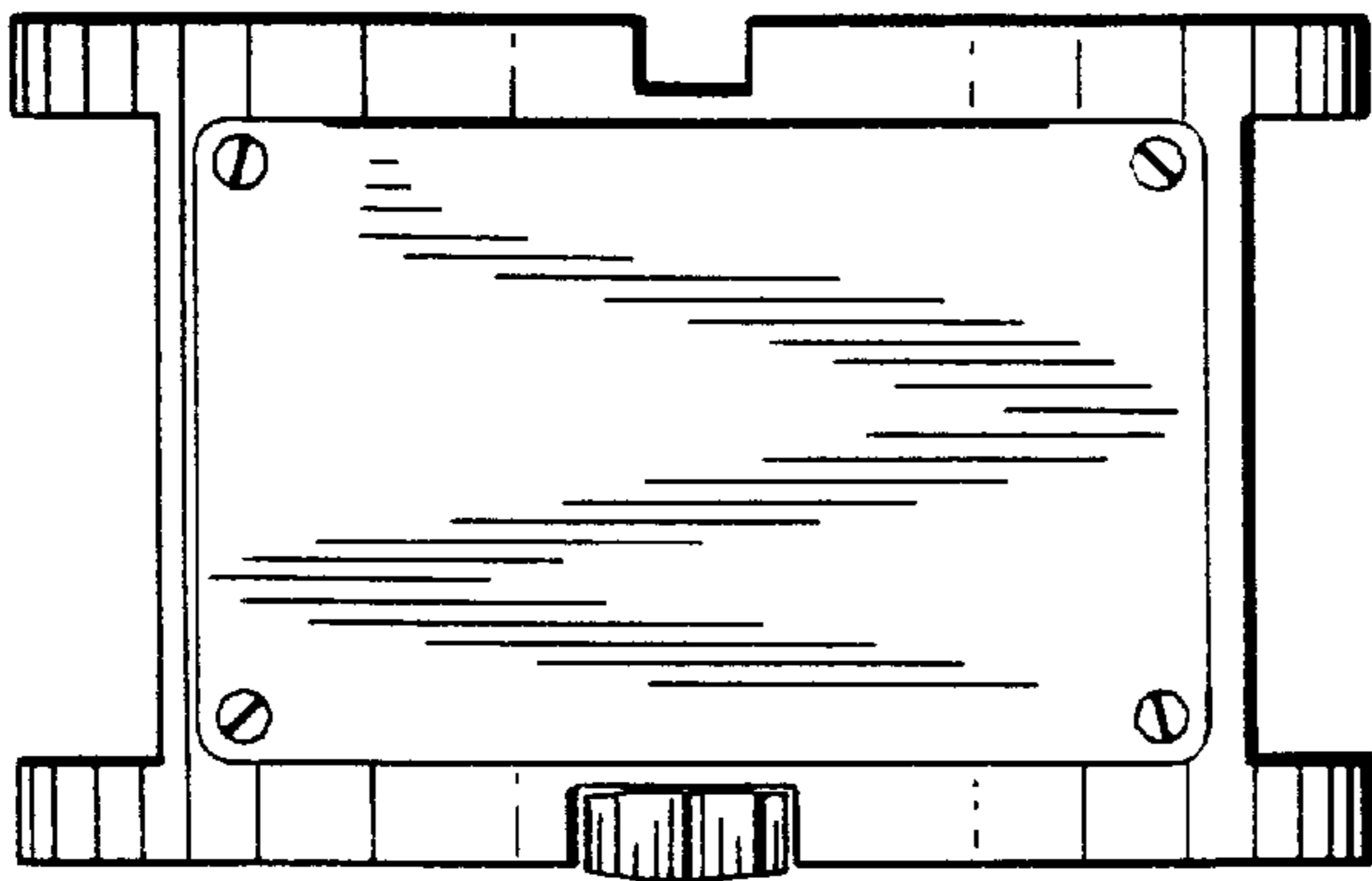


FIG. 3

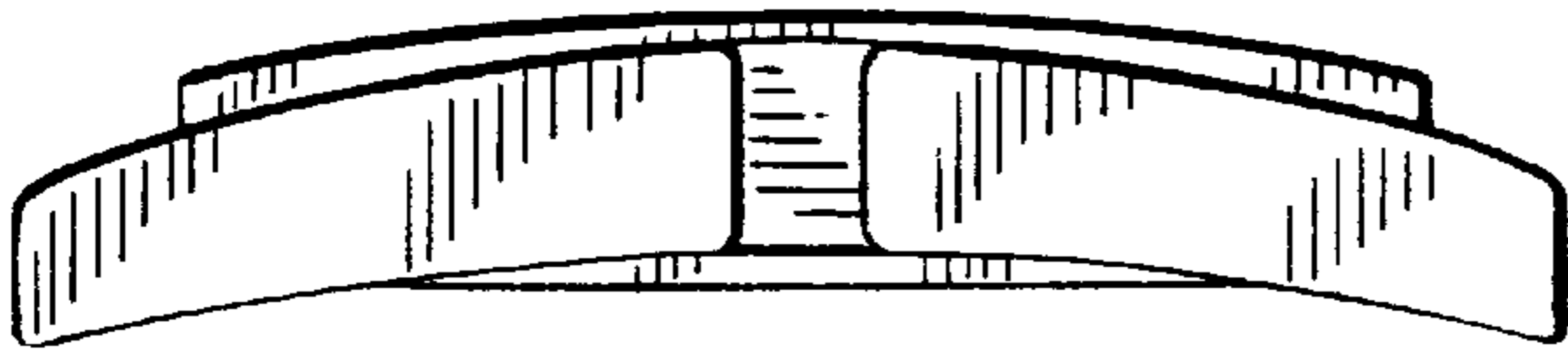


FIG. 5

FIG. 4

