



US00D403229S

**United States Patent** [19]  
**Chou**

[11] **Patent Number: Des. 403,229**  
[45] **Date of Patent: \*\*Dec. 29, 1998**

[54] **GRIP**  
[76] Inventor: **Cheng-Tsan Chou**, 58, Ma Yuan West St., Taichung, Taiwan  
[\*\*] Term: **14 Years**  
[21] Appl. No.: **81,476**  
[22] Filed: **Jan. 3, 1998**  
[51] **LOC (6) Cl. .... 08-06**  
[52] **U.S. Cl. .... D8/316; D8/300; D9/434**  
[58] **Field of Search .... D8/300, 315-320; D9/434; 160/110 R, 111 R, 124; 294/137, 170**

D. 389,721 1/1998 Zemel ..... D8/300  
D. 391,138 2/1998 Schacht ..... D8/317  
2,448,894 9/1948 Laus .  
4,791,702 12/1988 McVey .

*Primary Examiner*—B. J. Bullock

[57] **CLAIM**

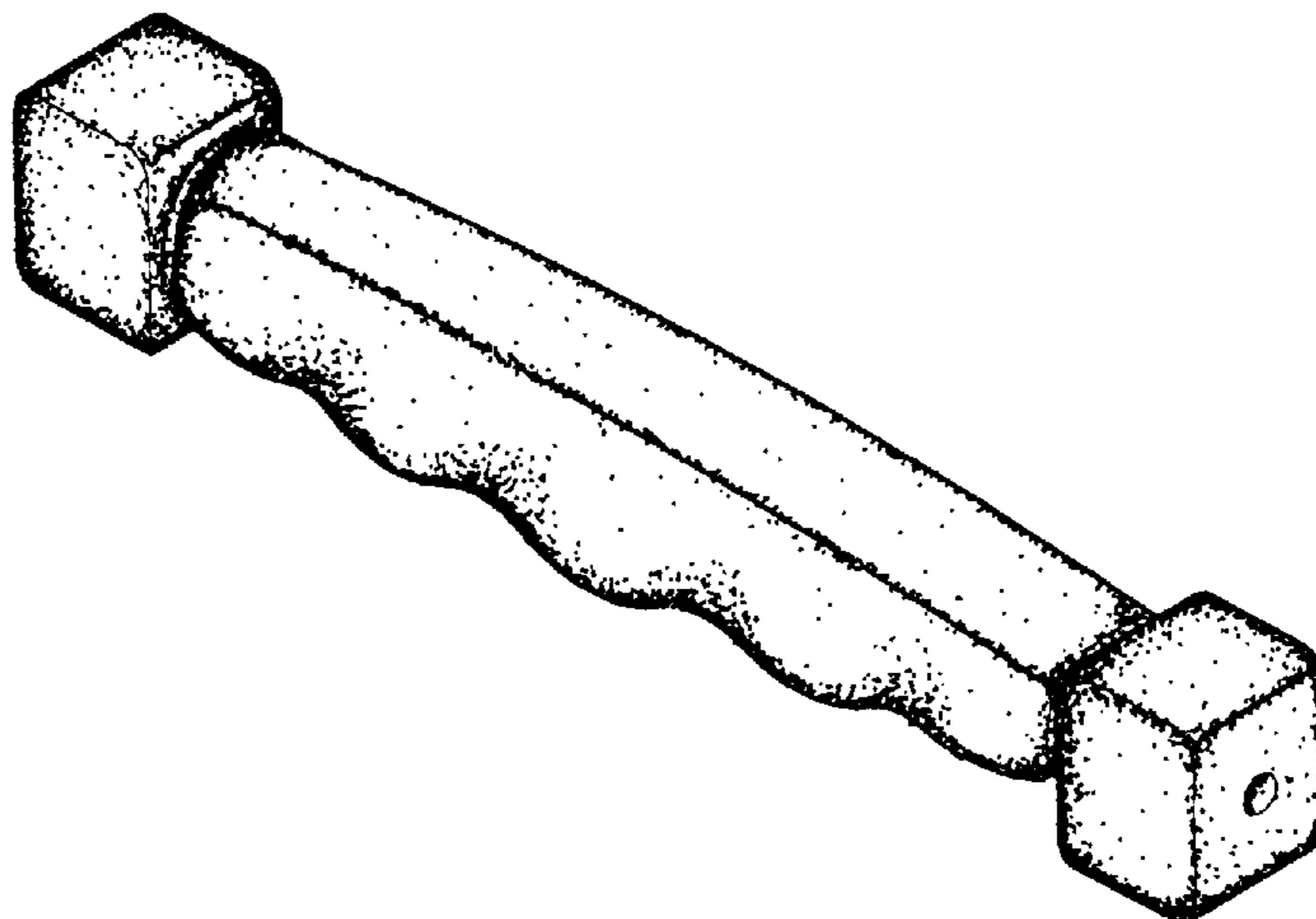
The ornamental design for a grip, as shown and described.

**DESCRIPTION**

FIG. 1 is a perspective view of grip showing my new design;  
FIG. 2 is a front elevational view thereof;  
FIG. 3 is a rear elevational view thereof;  
FIG. 4 is a left side elevational view thereof;  
FIG. 5 is a right side elevational view thereof;  
FIG. 6 is a top plan view thereof; and,  
FIG. 7 is a bottom plan view thereof.

[56] **References Cited**  
**U.S. PATENT DOCUMENTS**  
D. 199,333 10/1964 Finley .  
D. 319,569 9/1991 Clark ..... D8/300

**1 Claim, 4 Drawing Sheets**



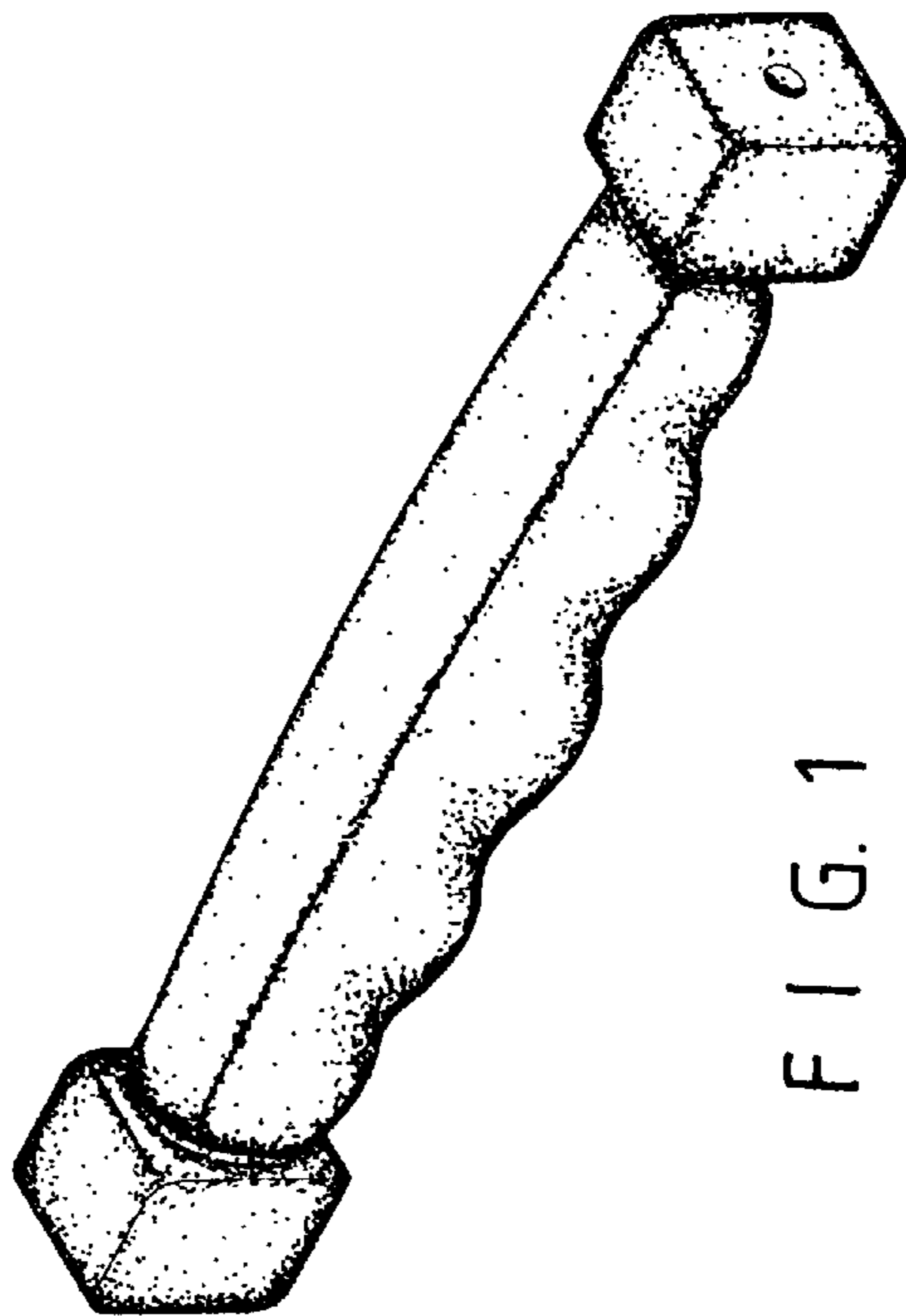


FIG. 1




FIG. 2

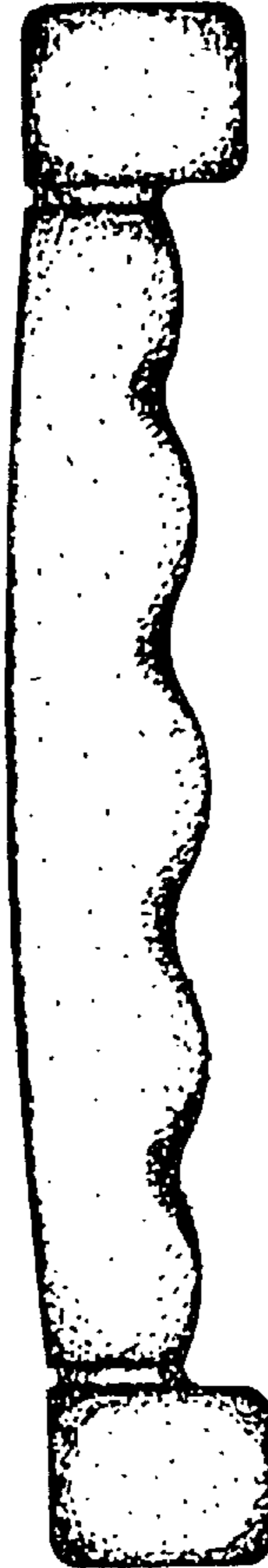


FIG. 3

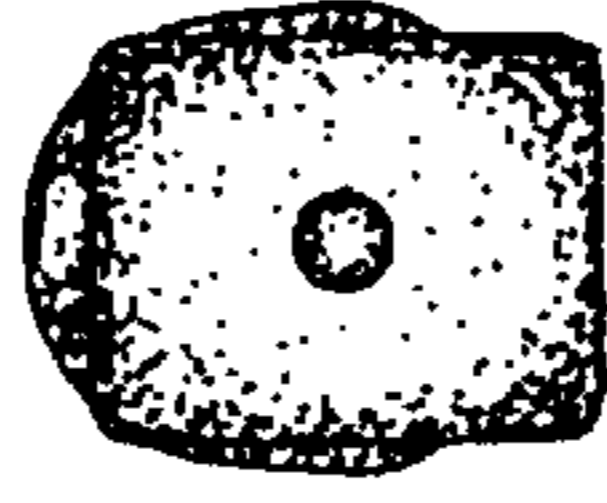


FIG. 5

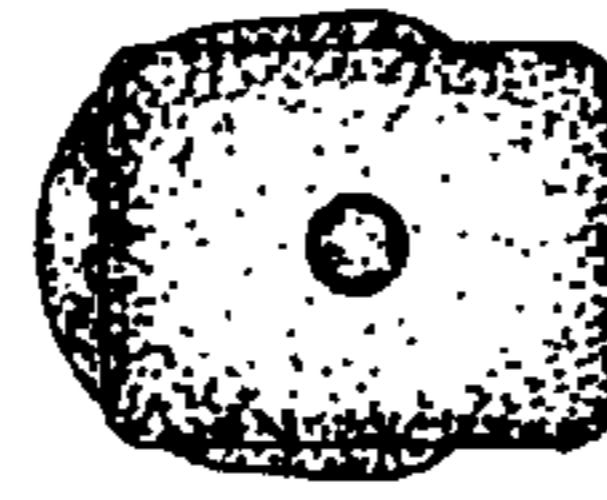


FIG. 4

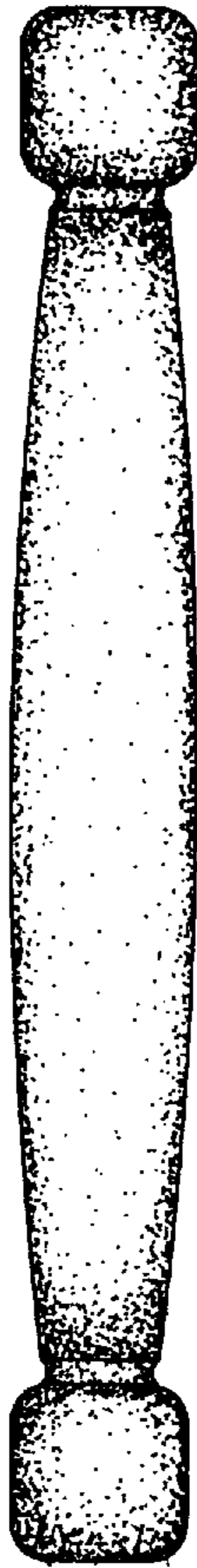


FIG. 6




FIG. 7