



US00D403226S

**United States Patent** [19]  
**Okada**

[11] **Patent Number: Des. 403,226**

[45] **Date of Patent: \*\*Dec. 29, 1998**

[54] **HANDLE OF HANDSAW**

[75] Inventor: **Tamotsu Okada**, Hyogo, Japan

[73] Assignee: **Okeda Metal Industries Co., Ltd.**,  
Hyogo, Japan

[\*\*] Term: **14 Years**

[21] Appl. No.: **80,355**

[22] Filed: **Dec. 2, 1997**

[51] **LOC (6) Cl.** ..... **08-03**

[52] **U.S. Cl.** ..... **D8/97**

[58] **Field of Search** ..... D8/95, 83, 97,  
D8/96, 107; 30/507, 508, 510, 517

[56] **References Cited**

**U.S. PATENT DOCUMENTS**

- D. 162,794 4/1951 Derr ..... D8/95
- D. 257,943 1/1981 Finlay ..... D8/95
- D. 359,672 6/1995 Gardiner ..... D8/97

- D. 377,746 2/1997 Huang ..... D8/97
- 2,827,086 3/1958 Minor ..... 30/517
- 4,411,068 10/1983 Theodorides ..... D8/95
- 5,661,908 9/1997 Chen ..... 30/517

*Primary Examiner*—Philip S. Hyder  
*Attorney, Agent, or Firm*—Darby & Darby

[57] **CLAIM**

The ornamental design for a handle of handsaw, as shown and described.

**DESCRIPTION**

FIG. 1 is a top perspective view of a handle of handsaw showing my new design;  
FIG. 2 is a right side elevational view thereof;  
FIG. 3 is a left side elevational view thereof;  
FIG. 4 is a top plan view thereof;  
FIG. 5 is a bottom plan view thereof;  
FIG. 6 is a lower end elevational view thereof; and,  
FIG. 7 is an upper end elevational view thereof.

**1 Claim, 2 Drawing Sheets**

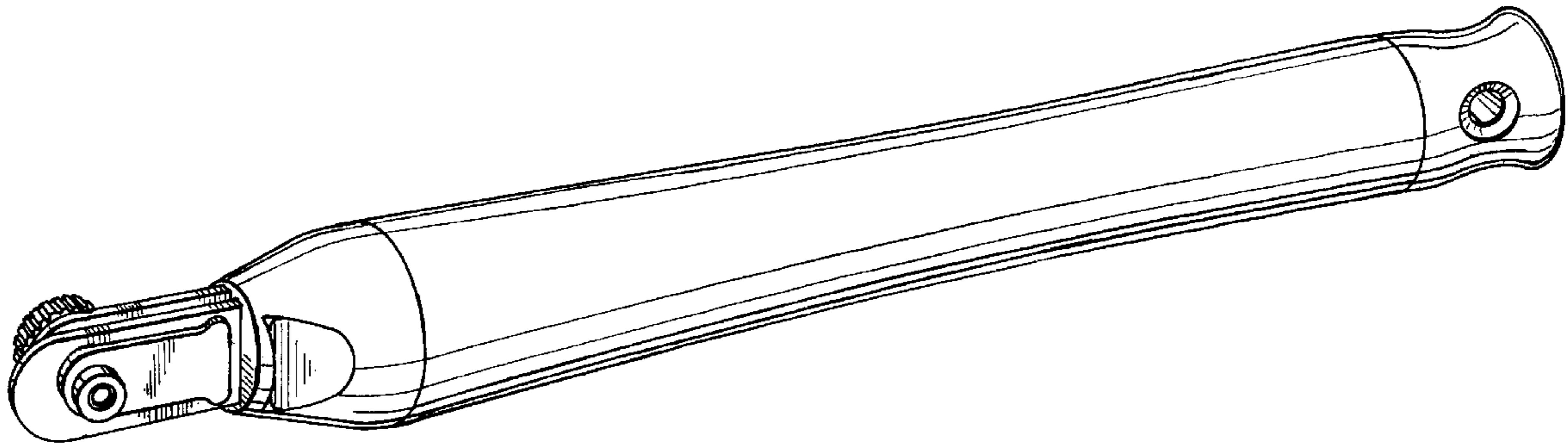


FIG. 1

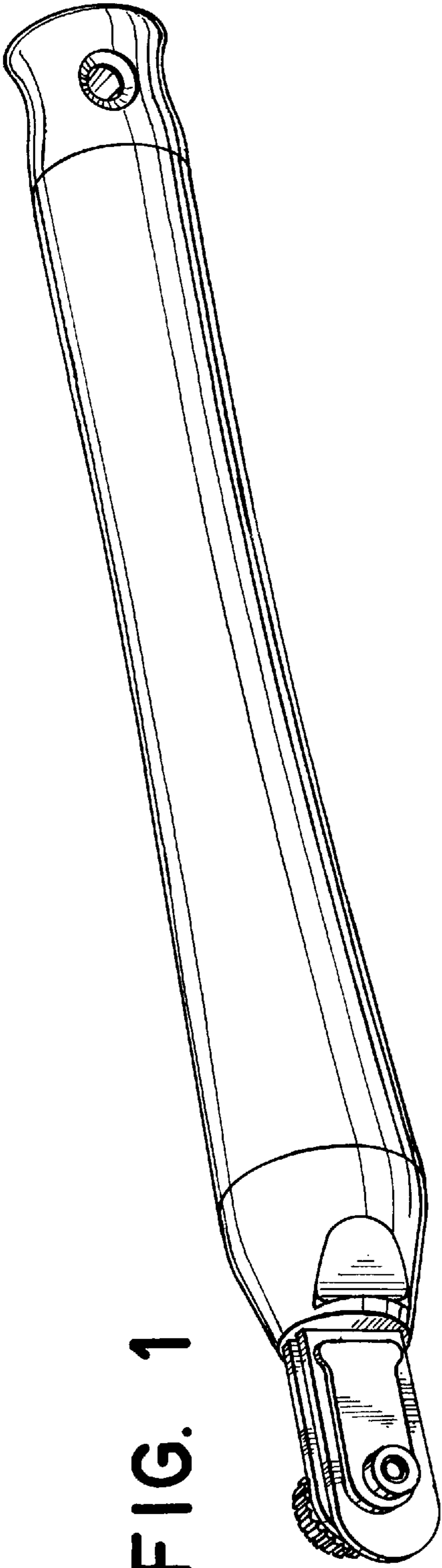


FIG. 2

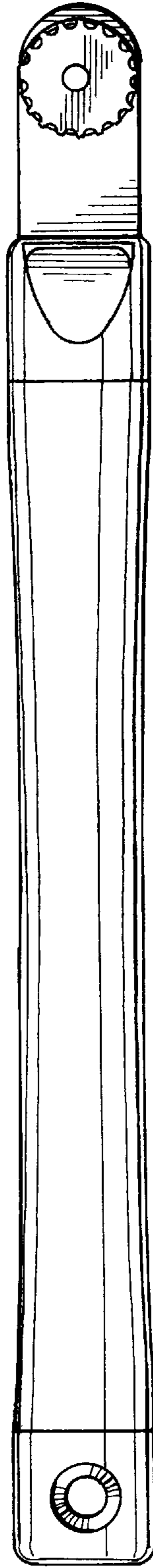


FIG. 3

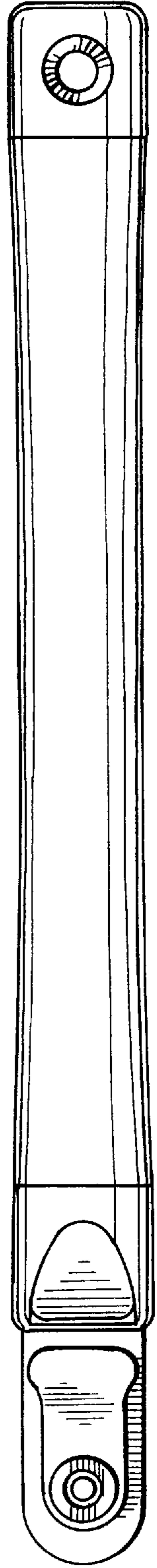


FIG. 4




FIG. 5

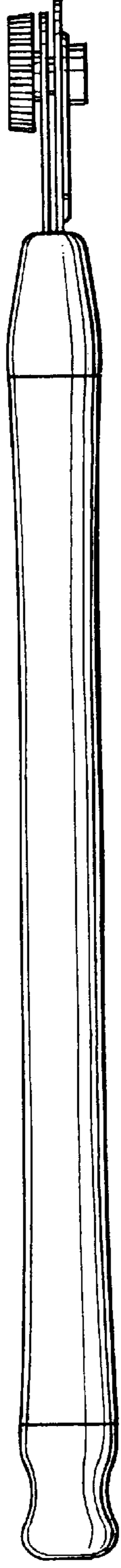


FIG. 6

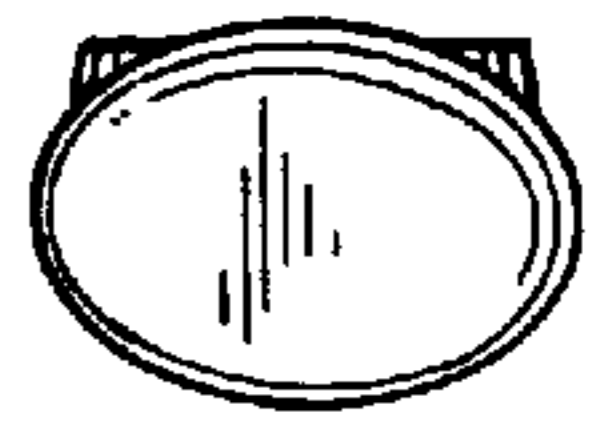


FIG. 7

