



US00D403225S

United States Patent [19]
Okada

[11] **Patent Number: Des. 403,225**
[45] **Date of Patent: **Dec. 29, 1998**

[54] **HOLDING MEANS FOR BLADE OF HANDSAW**

[75] Inventor: **Tamotsu Okada, Miki, Japan**

[73] Assignee: **Okada Metal Industries Co., Ltd., Hyogo, Japan**

[**] Term: **14 Years**

[21] Appl. No.: **80,181**

[22] Filed: **Dec. 2, 1997**

[51] **LOC (6) Cl.** **08-03**

[52] **U.S. Cl.** **D8/97**

[58] **Field of Search** D8/95, 96, 97;
83/835; 30/125, 161, 508, 510, 517, 506,
507

[56] **References Cited**

U.S. PATENT DOCUMENTS

D. 257,943 1/1981 Finlay D8/95

D. 377,746	2/1997	Huang	D8/97
2,827,086	3/1958	Minor	30/517
3,017,908	1/1962	Higbee	83/835
5,023,996	6/1991	Pape et al.	30/144
5,661,908	9/1997	Chen	30/517

Primary Examiner—Philip S. Hyder
Attorney, Agent, or Firm—Darby & Darby

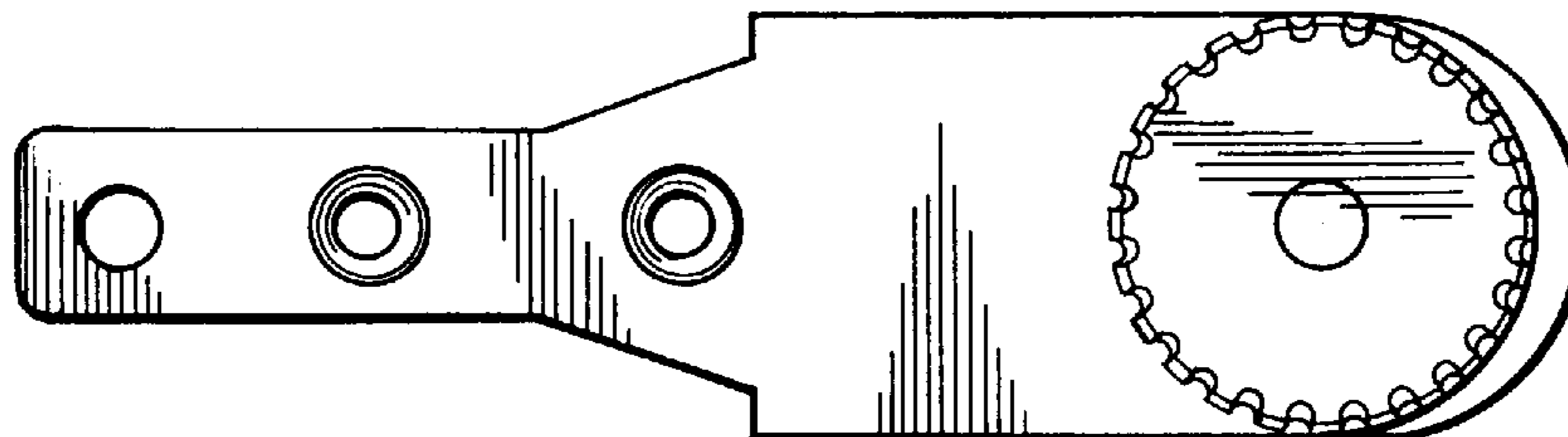
[57] **CLAIM**

The ornamental design for a holding means for blade of handsaw, as shown and described.

DESCRIPTION

FIG. 1 is a right side elevational view of a holding means for blade of handsaw showing my new design; FIG. 2 is a front elevational view thereof; FIG. 3 is a rear elevational view thereof; FIG. 4 is a left side elevational view thereof; FIG. 5 is a top plan view thereof; and, FIG. 6 is a bottom plan view thereof.

1 Claim, 1 Drawing Sheet



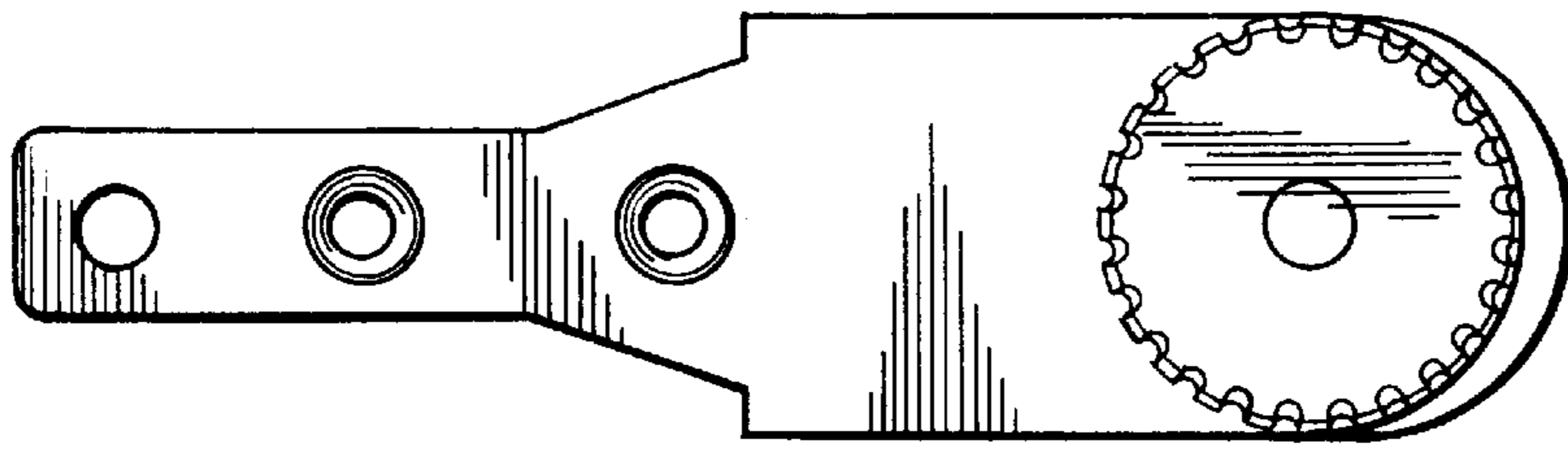


FIG. 1

FIG. 2

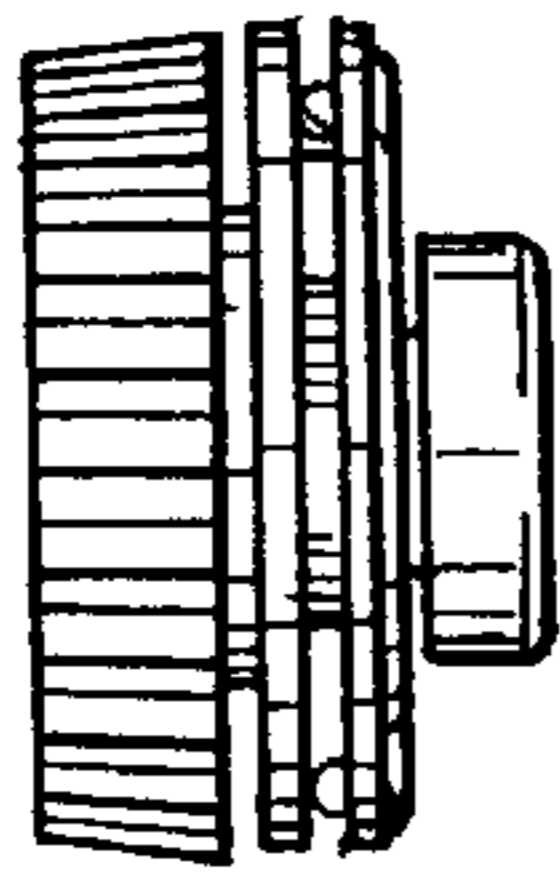


FIG. 3

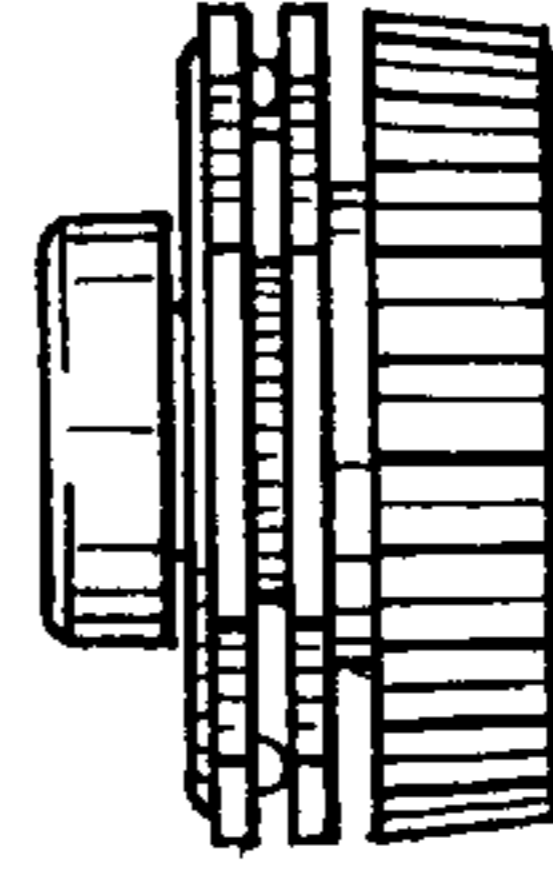


FIG. 4

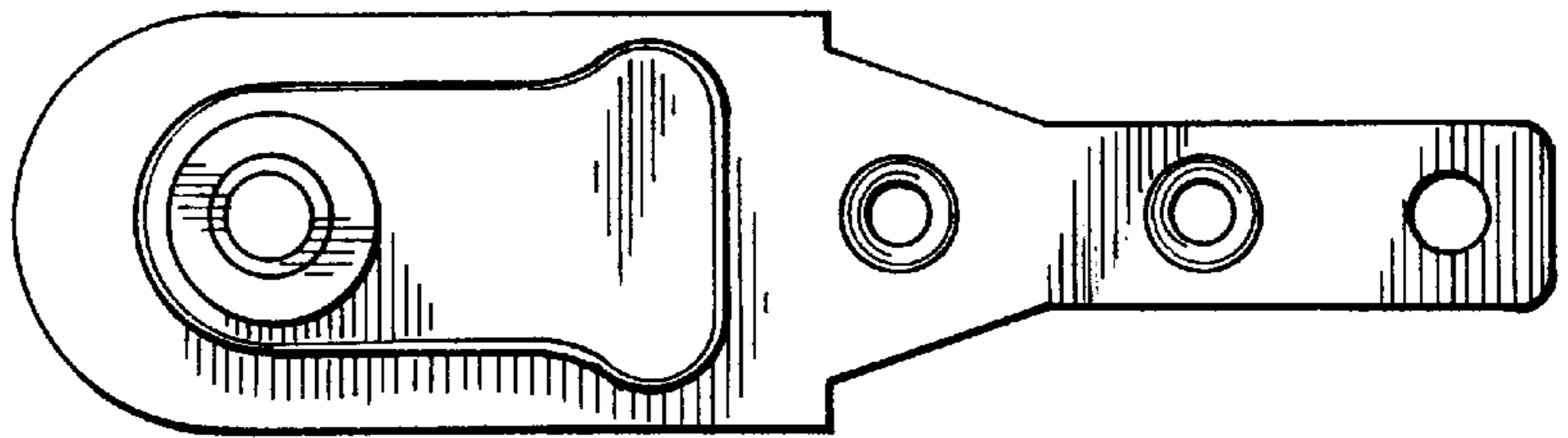


FIG. 5

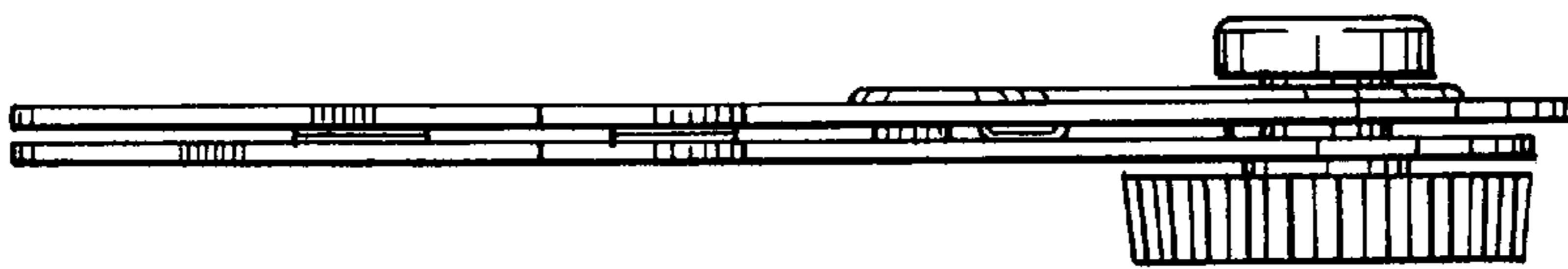


FIG. 6

