



US00D403223S

# United States Patent [19] Jacoff

[11] **Patent Number: Des. 403,223**

[45] **Date of Patent: \*\*Dec. 29, 1998**

[54] **HAMMER HANDLE**

3,844,321	10/1974	Cook .....	81/26
4,723,582	2/1988	Caspall .....	81/20
5,372,053	12/1994	Lee .....	81/20

[75] Inventor: **Richard Jacoff**, Mineola, N.Y.

[73] Assignee: **Great Neck Saw Manufacturers, Inc.**,  
Mineola, N.Y.

*Primary Examiner*—Philip S. Hyder  
*Attorney, Agent, or Firm*—Joseph J. Previto

[\*\*] Term: **14 Years**

[57] **CLAIM**

[21] Appl. No.: **68,486**

The ornamental design of a hammer handle, as shown and described.

[22] Filed: **Mar. 21, 1997**

**DESCRIPTION**

[51] **LOC (6) Cl.** ..... **08-02**

FIG. 1 is a perspective view of a hammer showing my new design.

[52] **U.S. Cl.** ..... **D8/80; D8/107**

FIG. 2 is a front elevational view thereof, wherein the rear view is identical thereto;

[58] **Field of Search** ..... D8/75, 76, 77,  
D8/78, 79, 80; 81/20, 21, 22, 23, 24, 25,  
19, 489

FIG. 3 is a side elevational view thereof wherein the opposite side view is identical thereto;

[56] **References Cited**

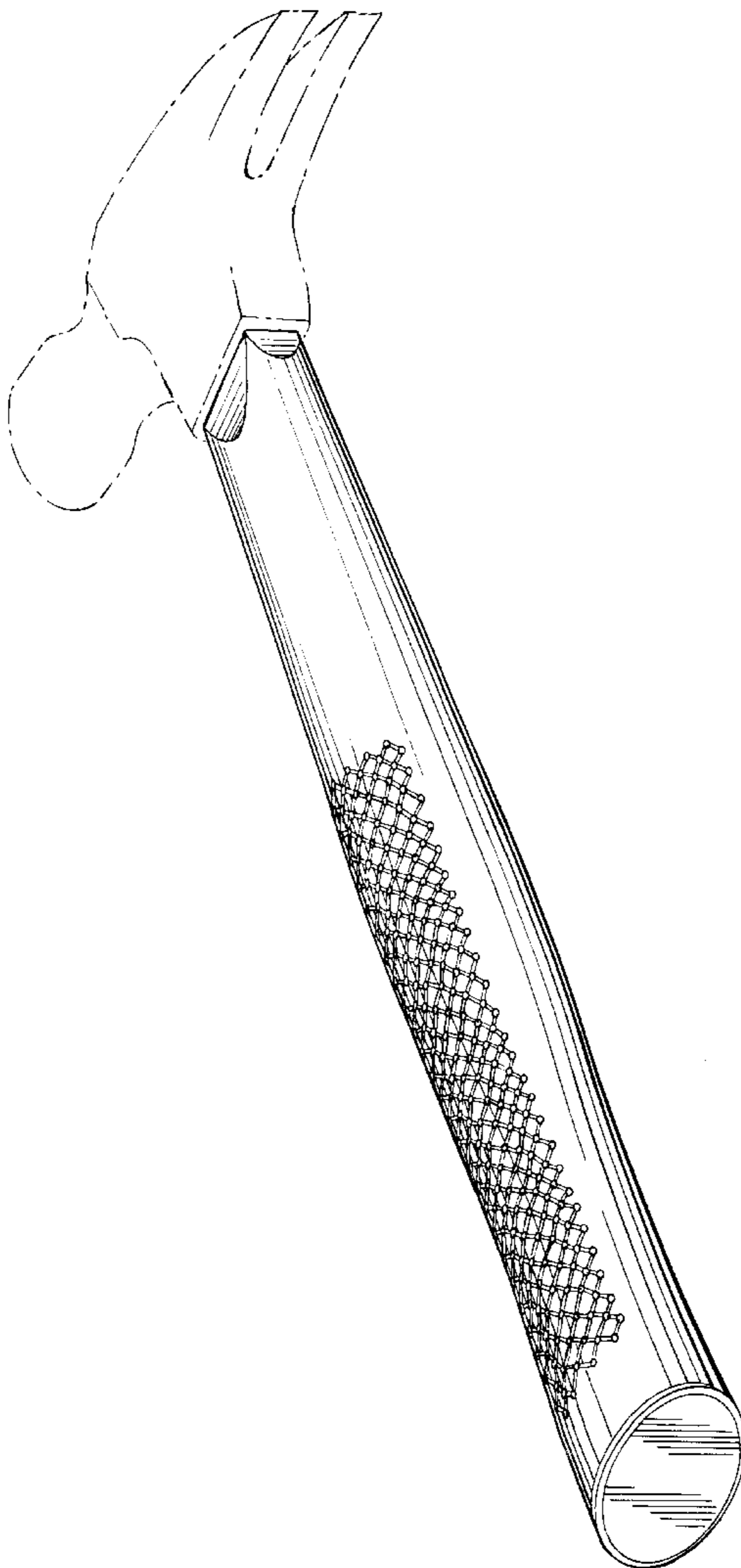
The appearance of the top end of the handle forms no part of the claimed design.

**U.S. PATENT DOCUMENTS**

The broken line portions of the drawings are for illustrative purposes only and form no part of the claimed design.

D. 237,582	11/1975	Mostyn .....	D8/75
D. 273,359	4/1984	Kolonia .....	D8/80
D. 325,863	5/1992	Chen .....	D8/75
D. 329,796	9/1992	Olson et al. ....	D8/107

**1 Claim, 2 Drawing Sheets**



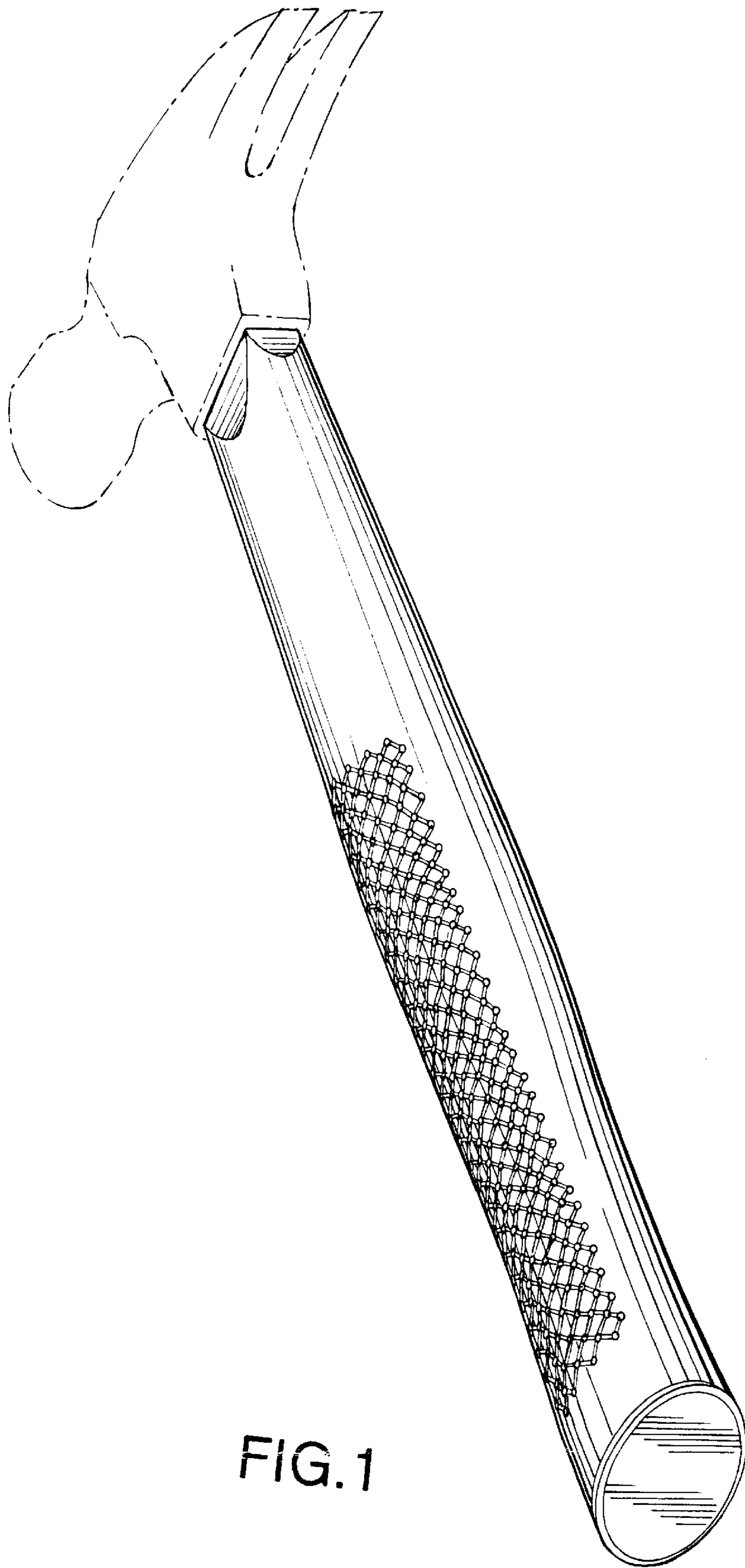


FIG. 1

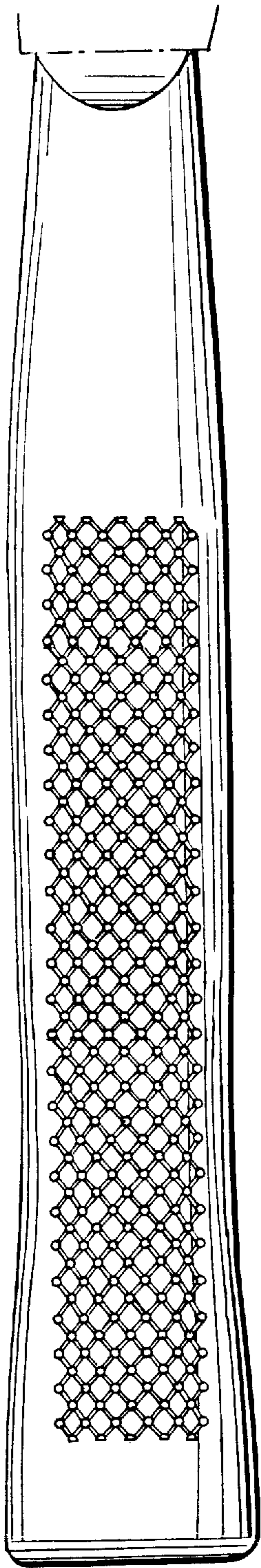


FIG. 2

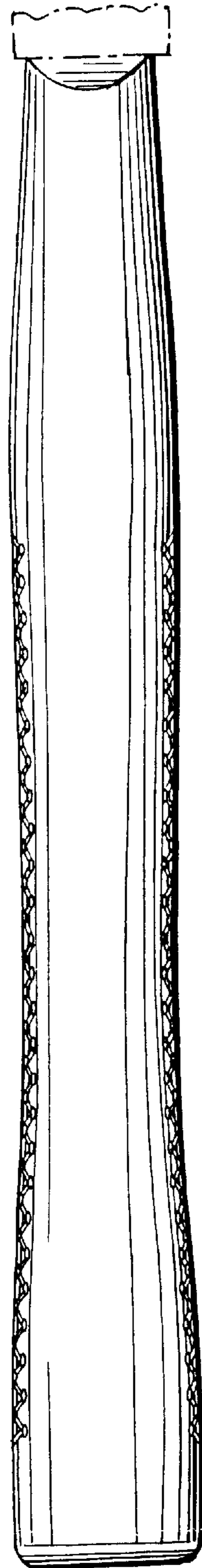


FIG. 3