



US00D403218S

**United States Patent** [19]  
**Benktzon et al.**

[11] **Patent Number: Des. 403,218**  
[45] **Date of Patent: \*\*Dec. 29, 1998**

[54] **STAPLE EXTRACTOR**

[75] Inventors: **Maria Benktzon**, Sollentuna;  
**Sven-Eric Juhlin**, Stockholm, both of  
Sweden

[73] Assignee: **Isaberg Rapid AB**, Hestra, Sweden

[\*\*] Term: **14 Years**

[21] Appl. No.: **75,507**

[22] Filed: **Aug. 19, 1997**

[30] **Foreign Application Priority Data**

Feb. 21, 1997 [GB] United Kingdom ..... 2063474

[51] **LOC (6) Cl.** ..... **19-02**

[52] **U.S. Cl.** ..... **D8/48; D8/14**

[58] **Field of Search** ..... **D8/14, 48; D24/145;**  
**254/28; 227/63**

[56] **References Cited**

**U.S. PATENT DOCUMENTS**

D. 169,859 6/1953 Misson ..... D8/48  
D. 278,022 3/1985 Ash ..... D8/14

2,481,647 9/1949 De Generies ..... 254/28  
4,553,737 11/1985 Yi ..... 254/28  
5,090,663 2/1992 Crutchfield et al. .... 254/28

**OTHER PUBLICATIONS**

Industrial Equipment News, p. 71 (Staple remover), Aug. 1960.

*Primary Examiner*—Philip S. Hyder  
*Assistant Examiner*—Adir Aronovich  
*Attorney, Agent, or Firm*—Shapiro and Shapiro

[57] **CLAIM**

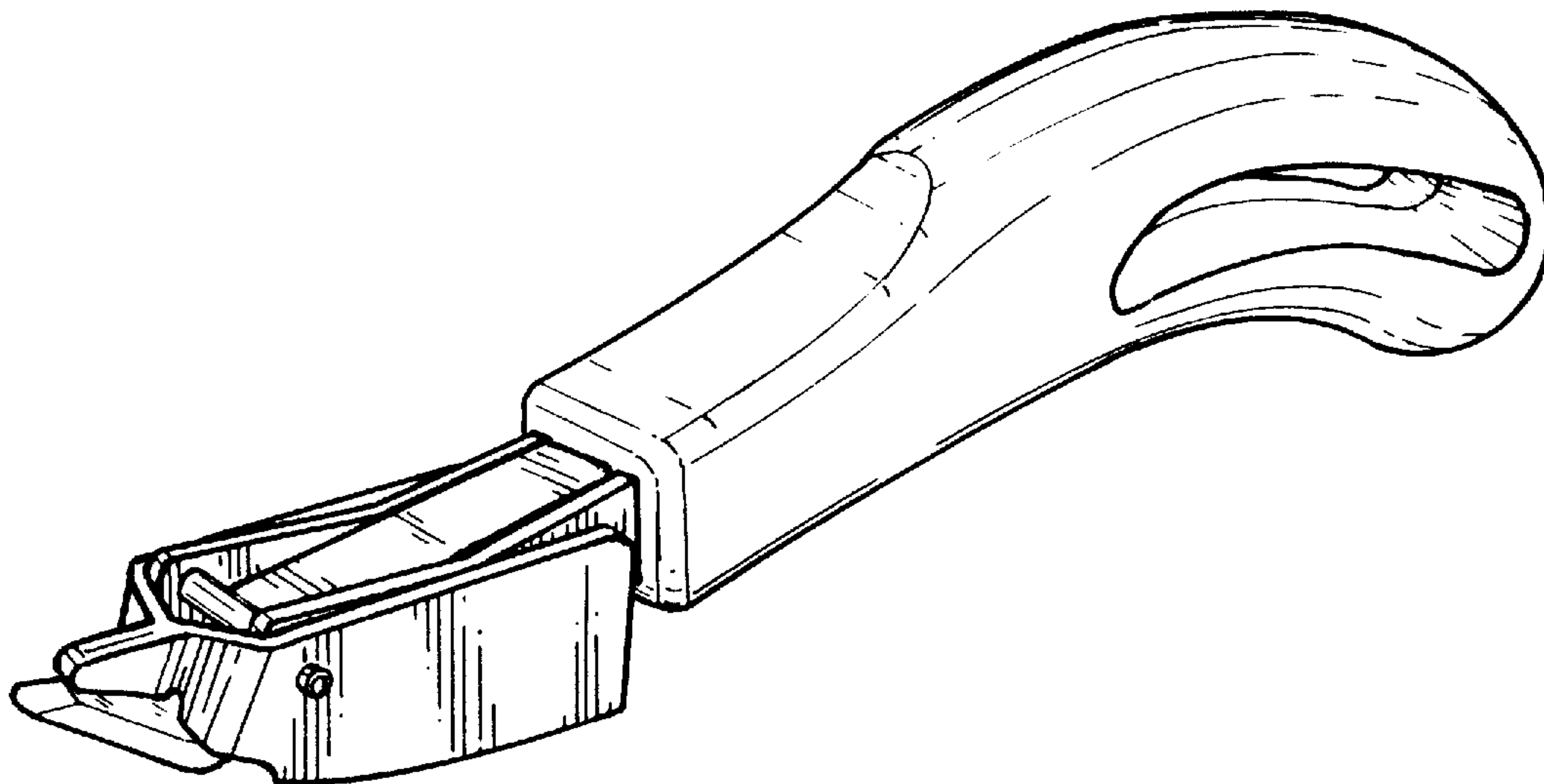
The ornamental design for a staple extractor, as shown and described.

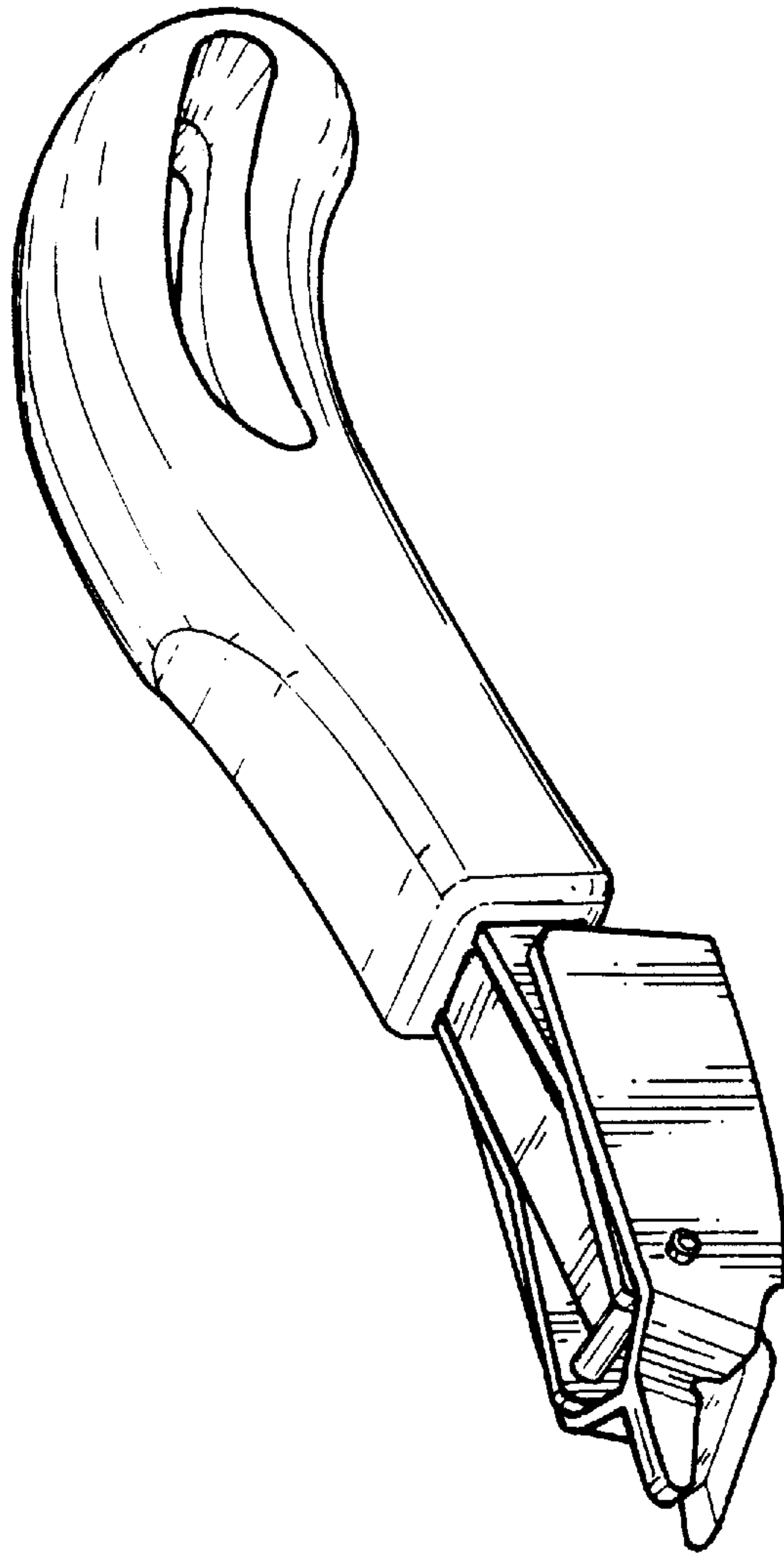
**DESCRIPTION**

FIG. 1 is a perspective view showing the top side, the left side and the front of the staple extractor according to the new design;

FIG. 2 is a perspective view showing the underside, the right side and the rear side of the staple extractor; and, FIG. 3 shows the staple extractor from the right; and, FIG. 4 shows the staple extractor from the left.

**1 Claim, 4 Drawing Sheets**





*Figure 1*

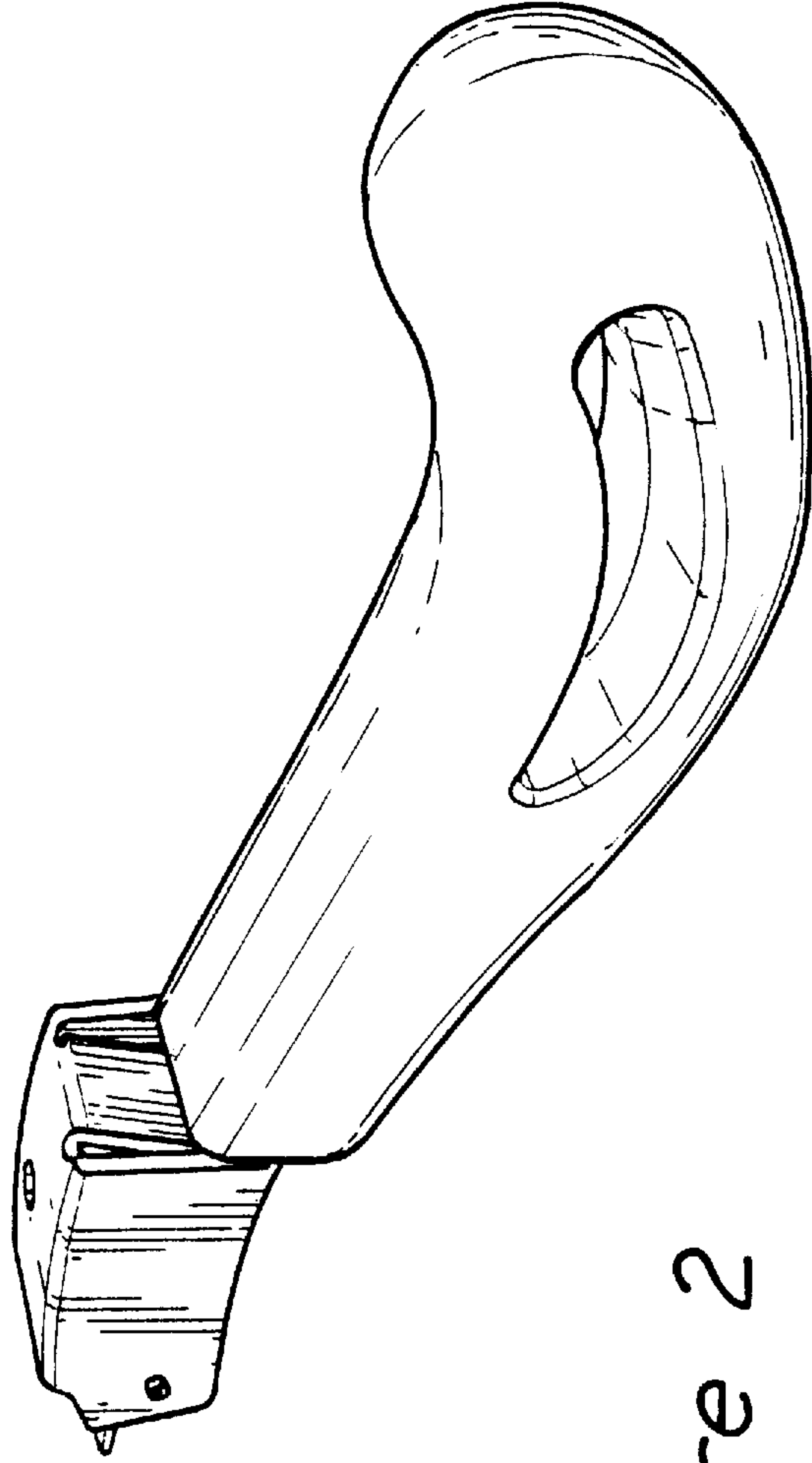


Figure 2

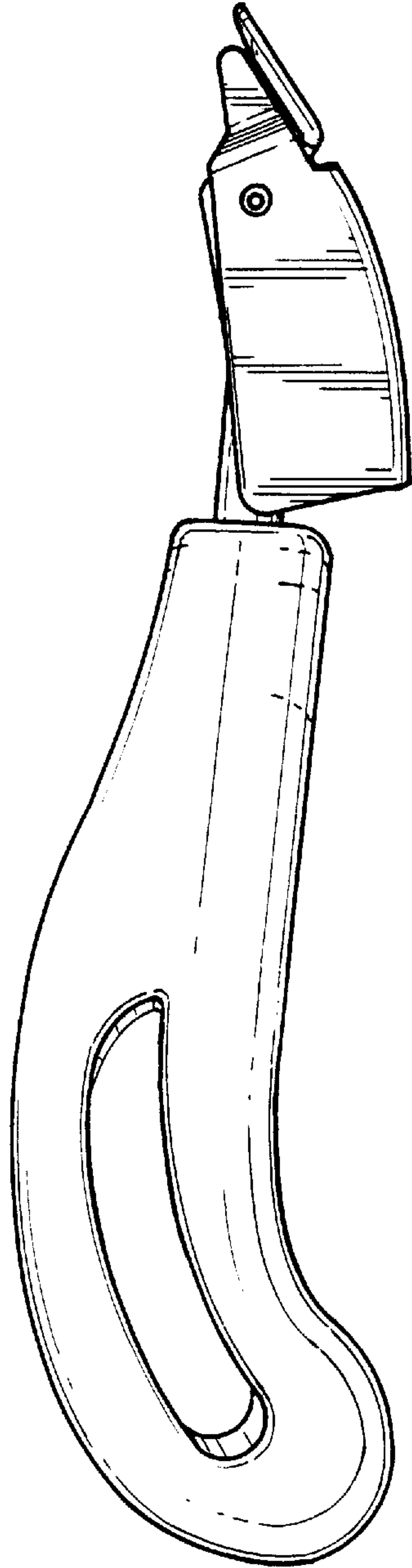
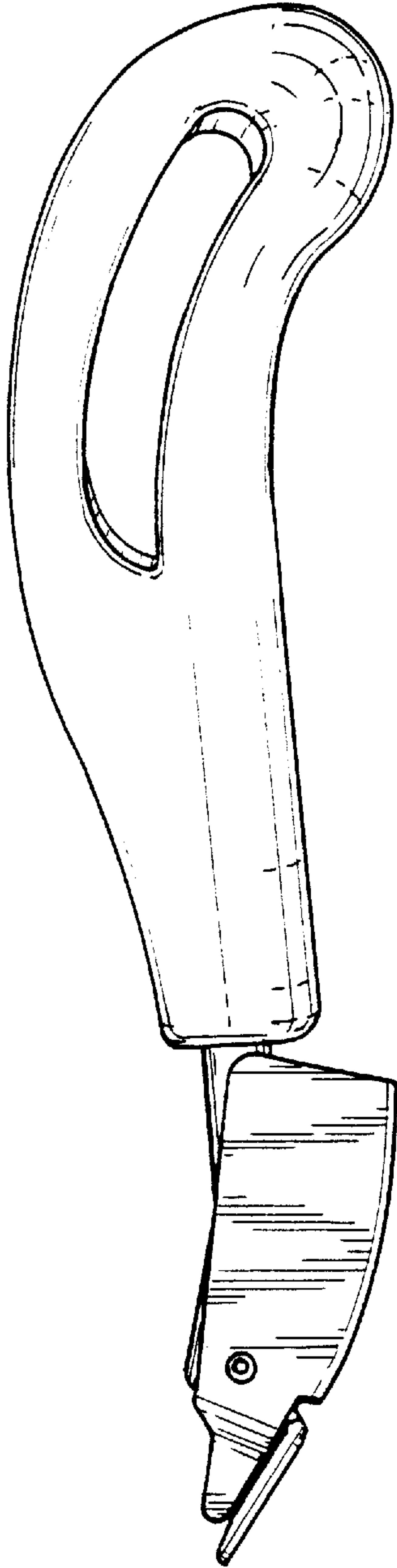


Figure 3



*Figure 4*