



US00D403206S

# United States Patent [19]

Hsu

[11] **Patent Number: Des. 403,206**

[45] **Date of Patent: \*\*Dec. 29, 1998**

[54] **IGNITER**

[75] Inventor: **Kun-Chung Hsu**, Kwei-Shan Taoyuan Hsien, Taiwan

[73] Assignee: **Chien Sheng Machine Industrial Co., Ltd.**, Taipei, Taiwan

[\*\*] Term: **14 Years**

[21] Appl. No.: **81,656**

[22] Filed: **Jan. 7, 1998**

[51] **LOC (6) Cl.** ..... **27-05**

[52] **U.S. Cl.** ..... **D7/416; D27/154**

[58] **Field of Search** ..... D27/139-161;  
D7/416; 431/130, 137, 350, 353, 344, 345,  
143, 254; 126/25 B

[56] **References Cited**

**U.S. PATENT DOCUMENTS**

D. 354,196 1/1995 Inoue ..... D7/416

D. 360,107 7/1995 Segawa ..... D7/416  
D. 380,936 7/1997 Hsu ..... D7/416

*Primary Examiner*—Susan J. Lucas  
*Assistant Examiner*—Jennifer Rivard  
*Attorney, Agent, or Firm*—Bacon & Thomas

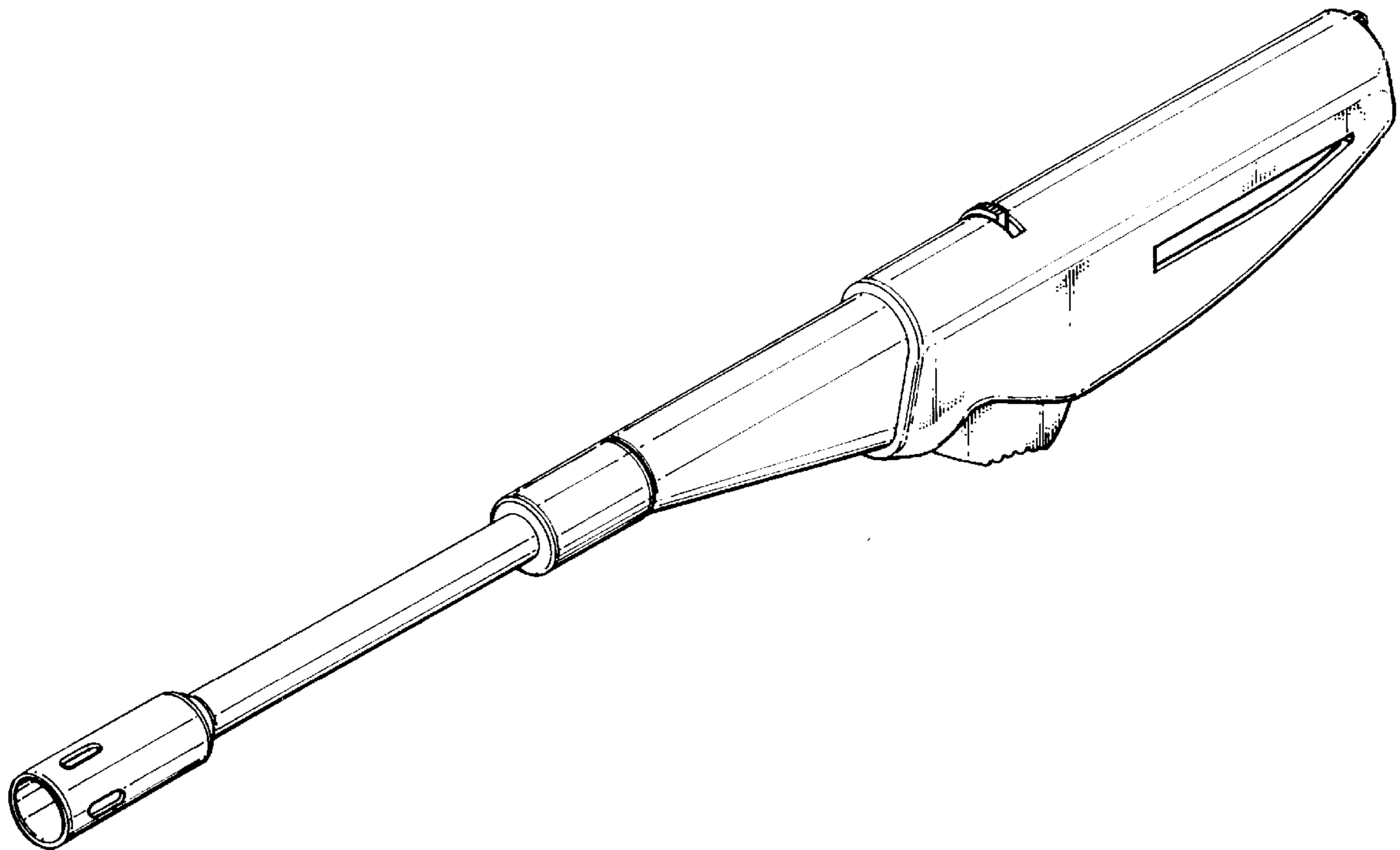
[57] **CLAIM**

The ornamental design for an igniter, as shown and described.

**DESCRIPTION**

FIG. 1 is a perspective view of igniter showing my new design;  
FIG. 2 is a front elevational view thereof;  
FIG. 3 is a rear elevational view thereof;  
FIG. 4 is a left side elevational view thereof;  
FIG. 5 is a right side elevational view thereof;  
FIG. 6 is a top plan view thereof; and,  
FIG. 7 is a bottom plan view thereof.

**1 Claim, 5 Drawing Sheets**



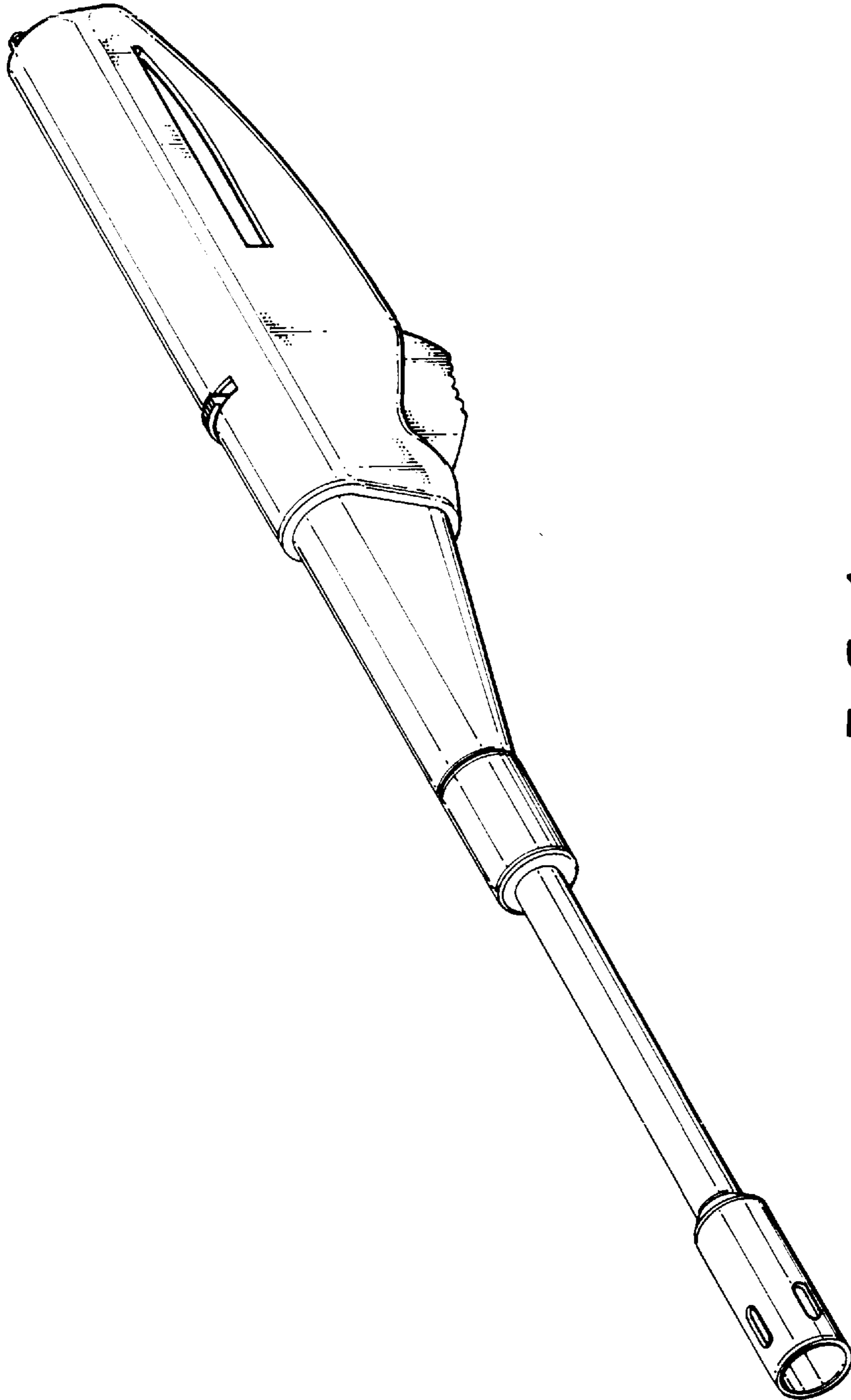


FIG 1

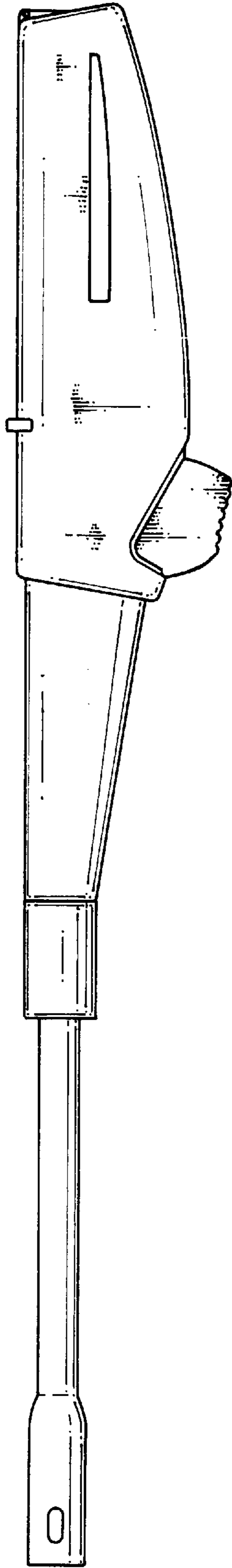


FIG 2

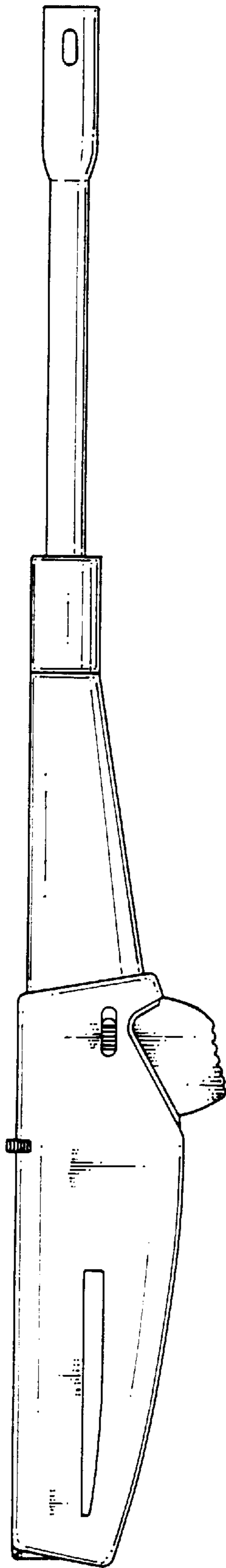


FIG 3

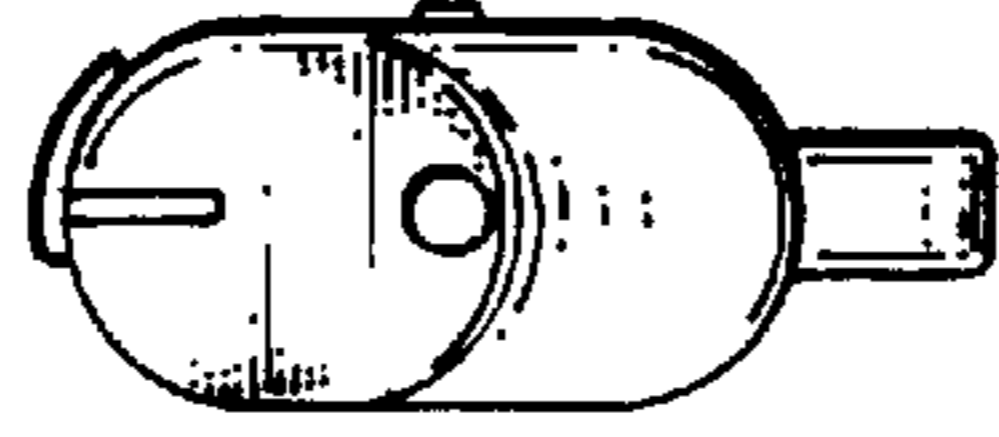


FIG 5

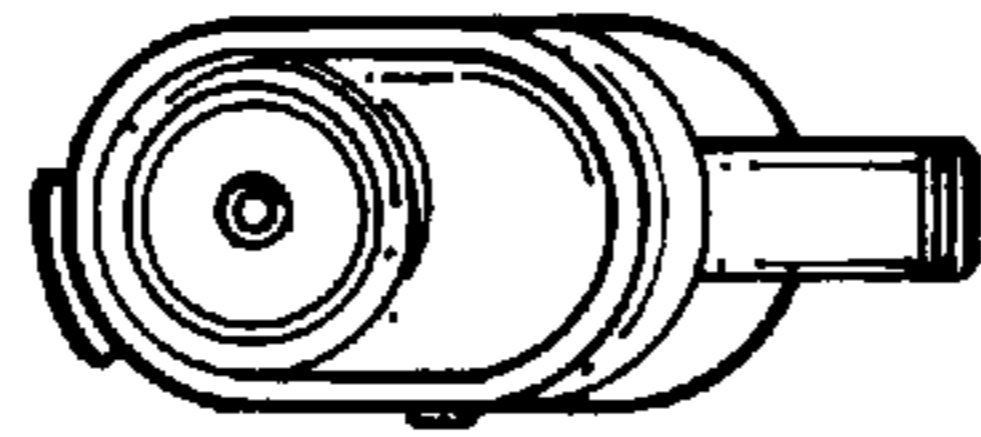


FIG 4

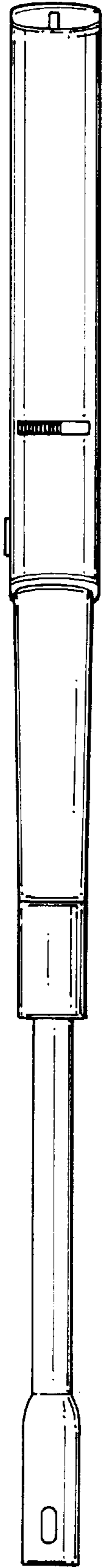


FIG 6

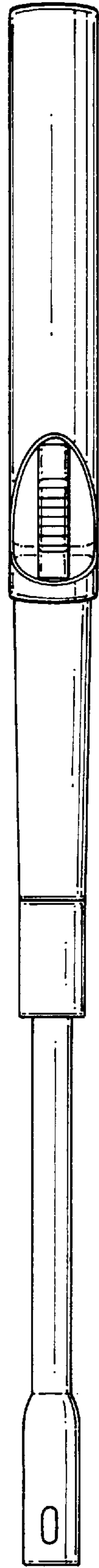


FIG 7