

US00D403205S

United States Patent [19] Stokes

[11] **Patent Number: Des. 403,205**

[45] **Date of Patent: **Dec. 29, 1998**

[54] **FLATWARE HANDLE**

[75] Inventor: **Andrew John Stokes**, Sheffield, England

[73] Assignee: **McPherson's Limited**, Victoria, Australia

[**] Term: **14 Years**

[21] Appl. No.: **83,045**

[22] Filed: **Feb. 3, 1998**

[30] **Foreign Application Priority Data**

Aug. 23, 1997 [GB] United Kingdom 2068526

[51] **LOC (6) Cl.** **07-03**

[52] **U.S. Cl.** **D7/401.2; D7/649**

[58] **Field of Search** D7/642, 645, 649, D7/650, 653, 664, 401.2; 30/147-150, 322, 324, 340, 342-345

[56] **References Cited**

U.S. PATENT DOCUMENTS

- D. 118,401 1/1940 Zimmer D7/664
- D. 139,548 11/1944 Greene D7/649
- D. 376,961 12/1996 Persson-Melin D7/649
- 2,493,128 1/1950 Fulkerson 30/169

Primary Examiner—Caron D. Veynar
Attorney, Agent, or Firm—Trexler, Bushnell, Giangiorgi & Blackstone, Ltd.

[57] **CLAIM**

The ornamental design for a flatware handle, as shown and described.

DESCRIPTION

FIG. 1 is a front side elevational view of a flatware handle

showing my new design and showing a knife blade in broken line, this broken line element is for illustrative purposes only and forms no part of the claimed design;

FIG. 2 is a left side elevational view of the flatware handle, showing a knife blade in broken line, this broken line element is for illustrative purposes only and forms no part of the claimed design;

FIG. 3 is a rear side elevational view of the flatware handle, showing a knife blade in broken line, this broken line element is for illustrative purposes only and forms no part of the claimed design;

FIG. 4 is a right side elevational view of the flatware handle, showing a knife blade in broken line, this broken line element is for illustrative purposes only and forms no part of the claimed design;

FIG. 5 is a perspective view of the flatware handle, showing a knife blade in broken line, this broken line element is for illustrative purposes only and forms no part of the claimed design;

FIG. 6 is a top plan view of the flatware handle, showing a knife blade in broken line, this broken line element is for illustrative purposes only and forms no part of the claimed design; and,

FIG. 7 is a bottom plan view of the flatware handle, showing a knife blade in broken line, this broken line element is for illustrative purposes only and forms no part of the claimed design.

1 Claim, 2 Drawing Sheets



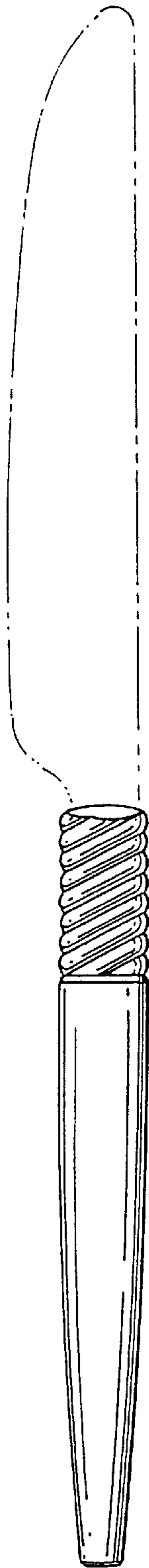


Fig. 1

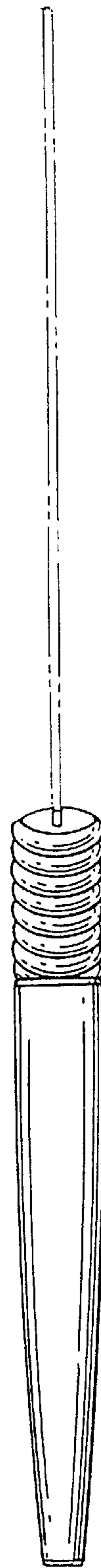


Fig. 2

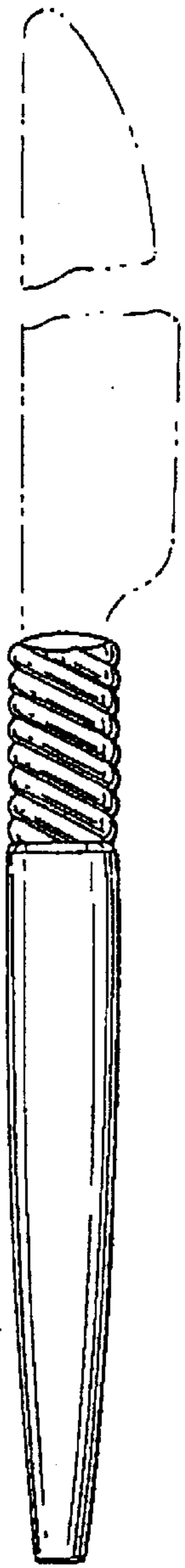


Fig. 3



Fig. 4




Fig. 5

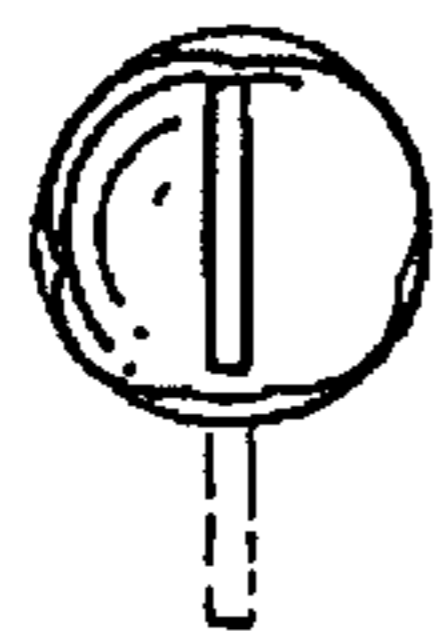


Fig. 6



Fig. 7