



US00D403195S

United States Patent [19]
Irwin-Tesmer

[11] **Patent Number: Des. 403,195**

[45] **Date of Patent: **Dec. 29, 1998**

[54] **CHAIRBACK SLIPCOVER**

Attorney, Agent, or Firm—James E. Brunton

[75] Inventor: **Cheryl Irwin-Tesmer**, Carlsbad, Calif.

[57] **CLAIM**

[73] Assignee: **Irwin Productions Inc.**, Carlsbad, Calif.

The ornamental design for “a chairback slipcover”, as shown and described.

[**] Term: **14 Years**

DESCRIPTION

[21] Appl. No.: **76,322**

FIG. 1 is a perspective view of a chairback slipcover showing my new design;

[22] Filed: **Sep. 2, 1997**

FIG. 2 is a front view thereof;

[51] **LOC (6) Cl.** **06-13**

FIG. 3 is a top view thereof;

[52] **U.S. Cl.** **D6/611; D6/610**

FIG. 4 is a side elevational view thereof, the opposite side being a mirror image of that shown;

[58] **Field of Search** **D6/610, 611; 297/228.1**

FIG. 5 is a bottom view thereof; and,

FIG. 6 is a rear view thereof.

[56] **References Cited**

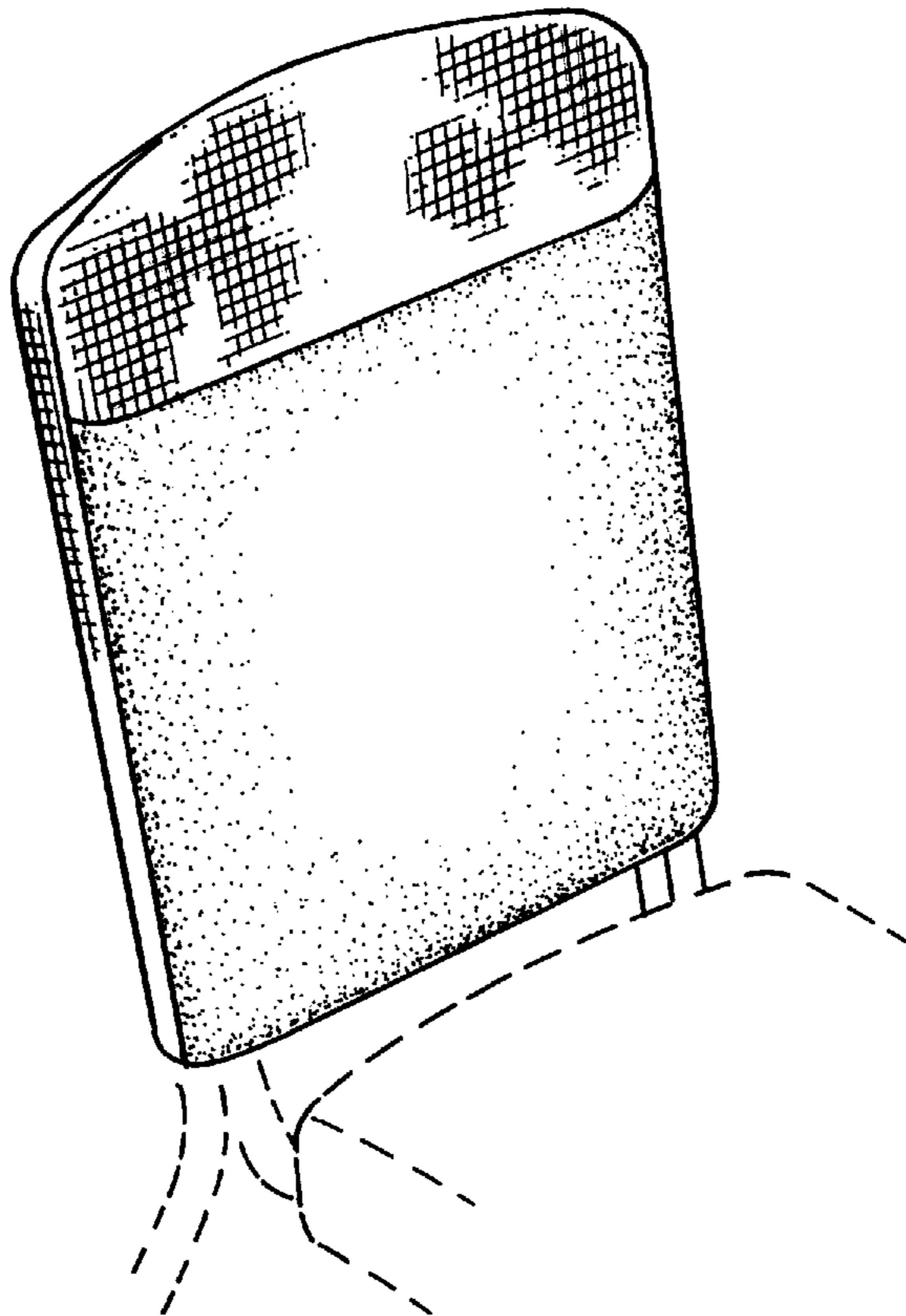
The cross-hatching represents conventional fabric and is understood to extend uniformly throughout the areas represented. The broken-line showing of environmental structure in FIG. 1 is for illustrative purposes only and forms no part of the claimed design.

U.S. PATENT DOCUMENTS

- D. 125,533 2/1941 Gates D6/611
- D. 309,227 7/1990 Popiolkowski D6/610

Primary Examiner—Lisa Lichtenstein

1 Claim, 1 Drawing Sheet



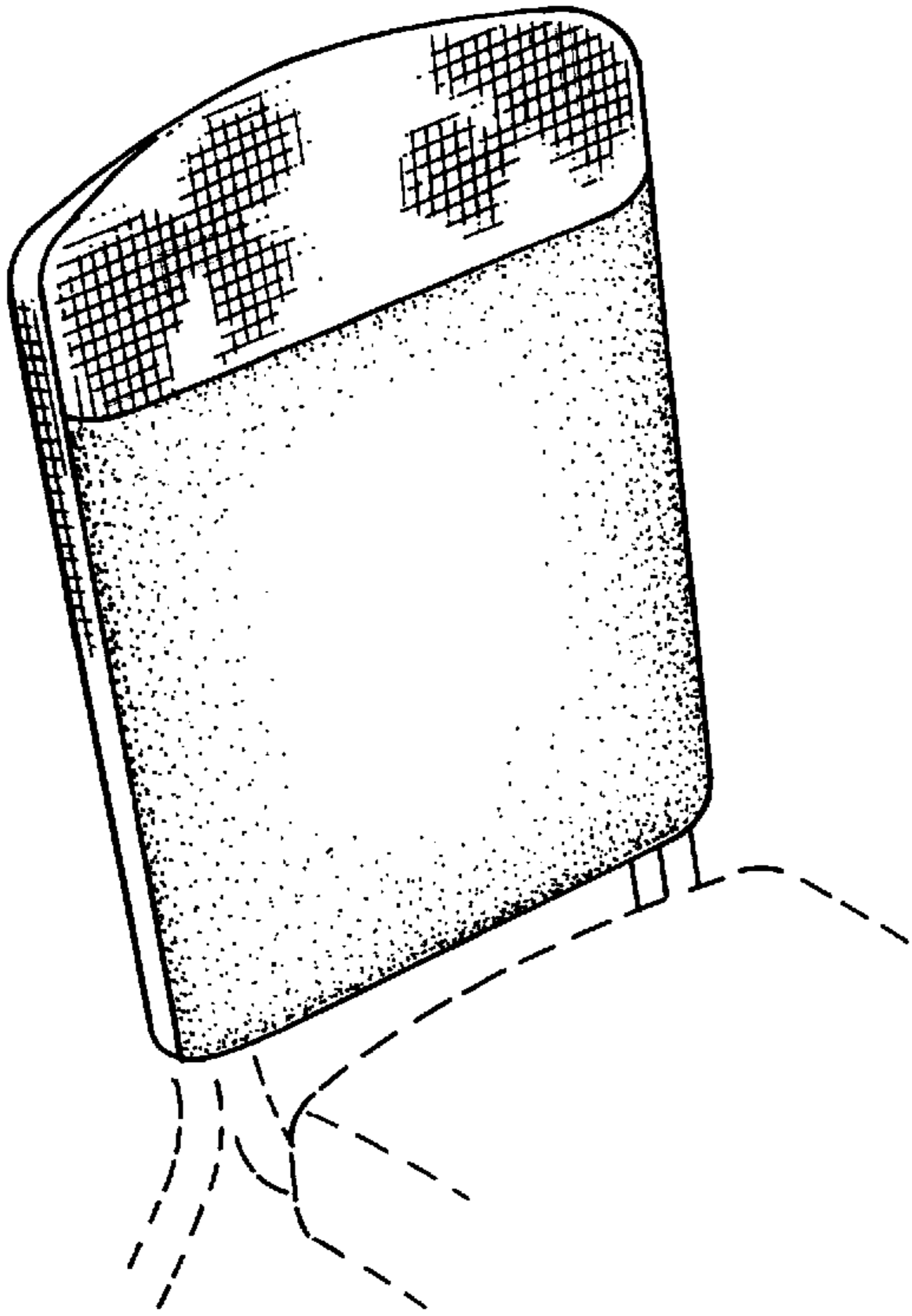


FIG. 1

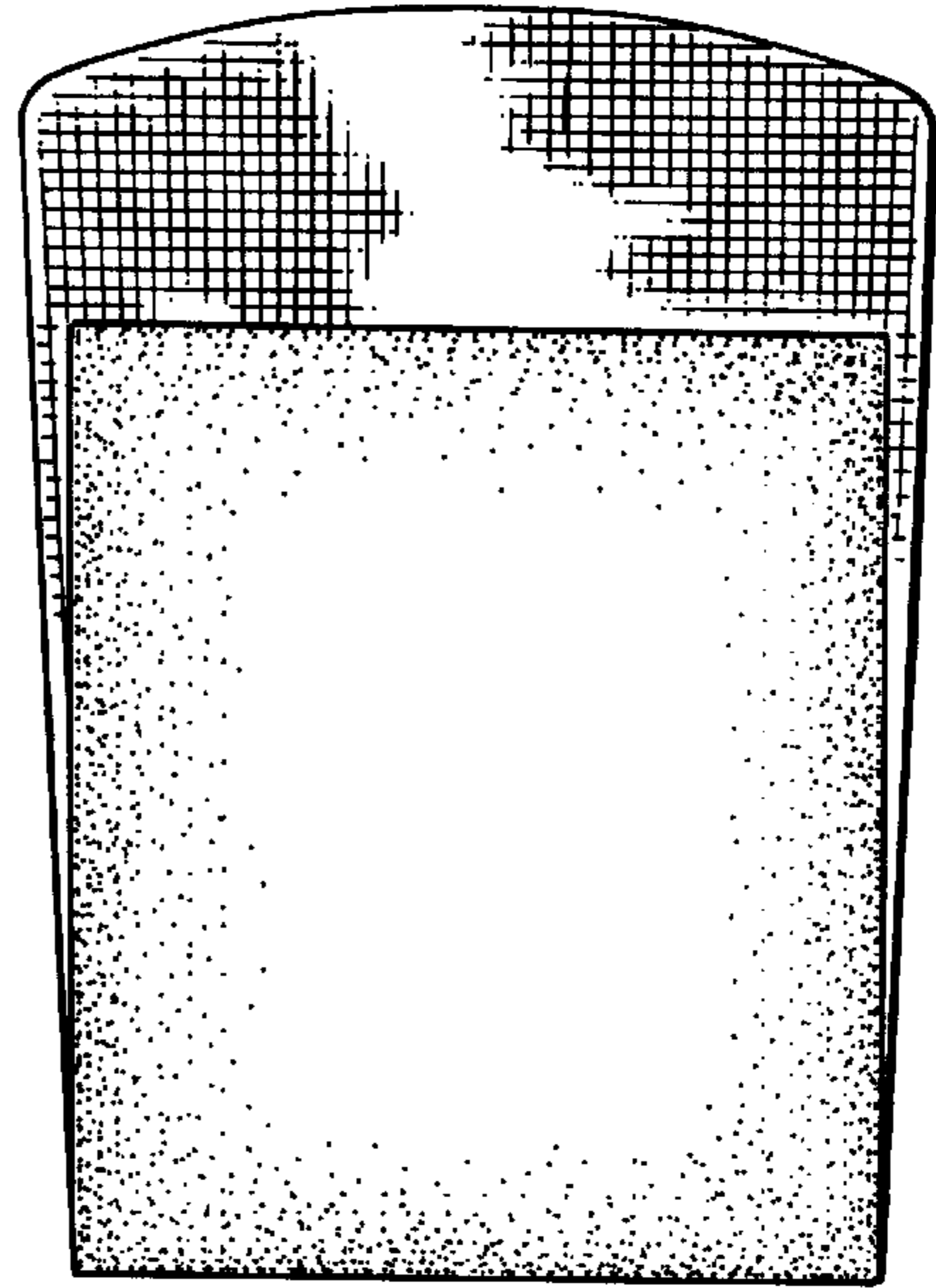


FIG. 2




FIG. 3




FIG. 4




FIG. 5




FIG. 6