



US00D403180S

United States Patent [19] Gelman

[11] **Patent Number: Des. 403,180**

[45] **Date of Patent: **Dec. 29, 1998**

[54] **SHELVING UNIT**

[76] **Inventor: Rebecca Josephine Gelman, 350 S. Main St., Suite 200, Ann Arbor, Mich. 48104-1923**

[**] **Term: 14 Years**

[21] **Appl. No.: 83,933**

[22] **Filed: Feb. 20, 1998**

[51] **LOC (6) Cl. 06-04**

[52] **U.S. Cl. D6/478**

[58] **Field of Search** D6/476-479, 432, D6/436, 626-631, 407; 211/134, 50, 135, 153, 186-190, 36, 194, 40, 42; 108/59, 91, 60; 312/204, 257.1, 9.1

[56] **References Cited**

U.S. PATENT DOCUMENTS

- D. 201,085 5/1965 Anderson D6/477
- D. 253,567 12/1979 Ungaro D6/479

- D. 253,926 1/1980 Jervis D6/476
- D. 255,630 7/1980 Van Koert D6/479
- D. 264,658 6/1982 De Polo et al. D6/436
- D. 387,236 12/1997 Madonna D6/629
- 5,394,997 3/1995 Gollob 211/187

Primary Examiner—James Gandy
Assistant Examiner—Linda Brooks
Attorney, Agent, or Firm—Barbara M. Burns

[57] **CLAIM**

The ornamental design for a shelving unit, as shown.

DESCRIPTION

FIG. 1 is a front elevational view of the preferred embodiment of the invention;
FIG. 2 is back end view thereof;
FIG. 3 is right side view thereof;
FIG. 4 is a left side view thereof;
FIG. 5 is a top view thereof; and,
FIG. 6 is a bottom view thereof.

1 Claim, 1 Drawing Sheet


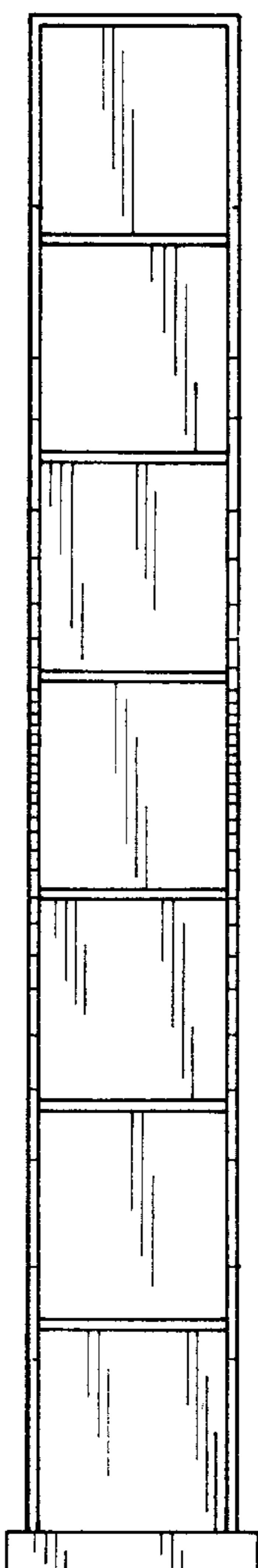


FIG 1

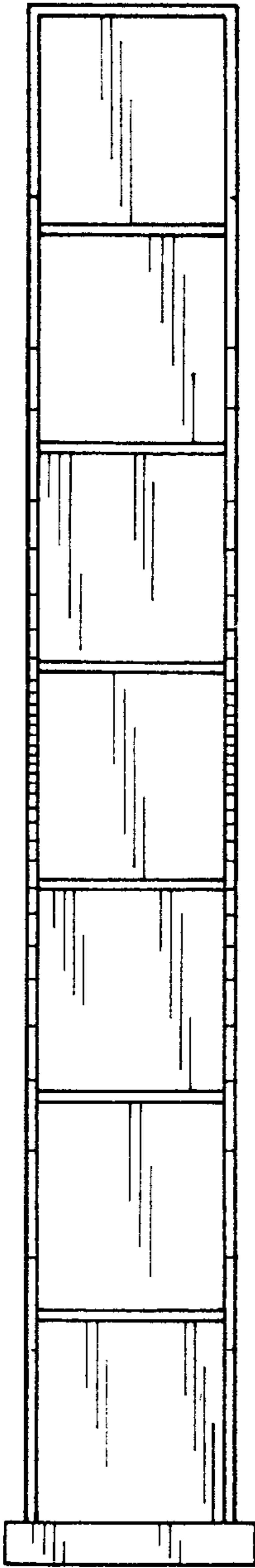


FIG 2




FIG 3




FIG 4




FIG 5




FIG 6

