



US00D403166S

**United States Patent** [19]  
**Parker**

[11] **Patent Number: Des. 403,166**

[45] **Date of Patent: \*\*Dec. 29, 1998**

[54] **MIRROR WITH A BLOCK FRAME**

D. 370,353 6/1996 Valls et al. .... D6/300  
D. 393,749 4/1998 Krohn ..... D6/307  
1,305,121 5/1919 Klimowicz ..... 40/798

[76] Inventor: **Scott W. Parker**, 328 S. Jefferson,  
Chicago, Ill. 60661

[\*\*] Term: **14 Years**

*Primary Examiner*—Janice E. Seeger  
*Attorney, Agent, or Firm*—Dorsey & Whitney LLP

[21] Appl. No.: **81,108**

[57] **CLAIM**

[22] Filed: **Dec. 22, 1997**

The ornamental design for a mirror with a block frame, as shown and described.

[51] **LOC (6) Cl.** ..... **06-07**

[52] **U.S. Cl.** ..... **D6/307; D6/303**

[58] **Field of Search** ..... D6/300–314; D20/29,  
D20/40; D11/133; 40/700, 701, 711, 714,  
716, 720, 735, 745, 765, 780, 790, 791,  
798, 799; 359/838

**DESCRIPTION**


FIG. 1 is an isometric view of the mirror with a block frame;  
FIG. 2 is a front elevation thereof;  
FIG. 3 is a rear elevation thereof;  
FIG. 4 is a right elevation thereof with the left side elevation  
being identical; and,  
FIG. 5 is a top plan view thereof.


[56] **References Cited**

**U.S. PATENT DOCUMENTS**


D. 239,998 5/1976 Barber ..... D6/300

**1 Claim, 2 Drawing Sheets**






*Fig-1*



*Fig-2*



*Fig - 3*



*Fig\_4*



*Fig\_5*