



US00D403146S

United States Patent [19] Wong

[11] **Patent Number: Des. 403,146**

[45] **Date of Patent: **Dec. 29, 1998**

[54] **SHOE INSERT**

[75] Inventor: **K. Chee Wong**, Kowloon, Hong Kong

[73] Assignee: **Fila U.S.A., Inc.**, Sparks, Md.

[**] Term: **14 Years**

[21] Appl. No.: **74,850**

[22] Filed: **Jul. 21, 1997**

[51] **LOC (6) Cl.** **02-04**

[52] **U.S. Cl.** **D2/961**

[58] **Field of Search** D2/961, 946, 968;
36/28, 29, 154, 153, 44, 43, 35, 30 R, 37

4,535,553	8/1985	Derderian et al.	36/28
4,956,927	9/1990	Misevich et al.	36/28
5,092,060	3/1992	Frachey	36/28
5,369,896	12/1994	Frachey	36/28
5,384,977	1/1995	Chee	36/28
5,517,770	5/1996	Martin et al.	36/28

Primary Examiner—Doris V. Coles
Attorney, Agent, or Firm—Oblon, Spivak, McClelland,
Maier & Neustadt, P.C.

[57] CLAIM

The ornamental design for a shoe insert, as shown and described.

DESCRIPTION

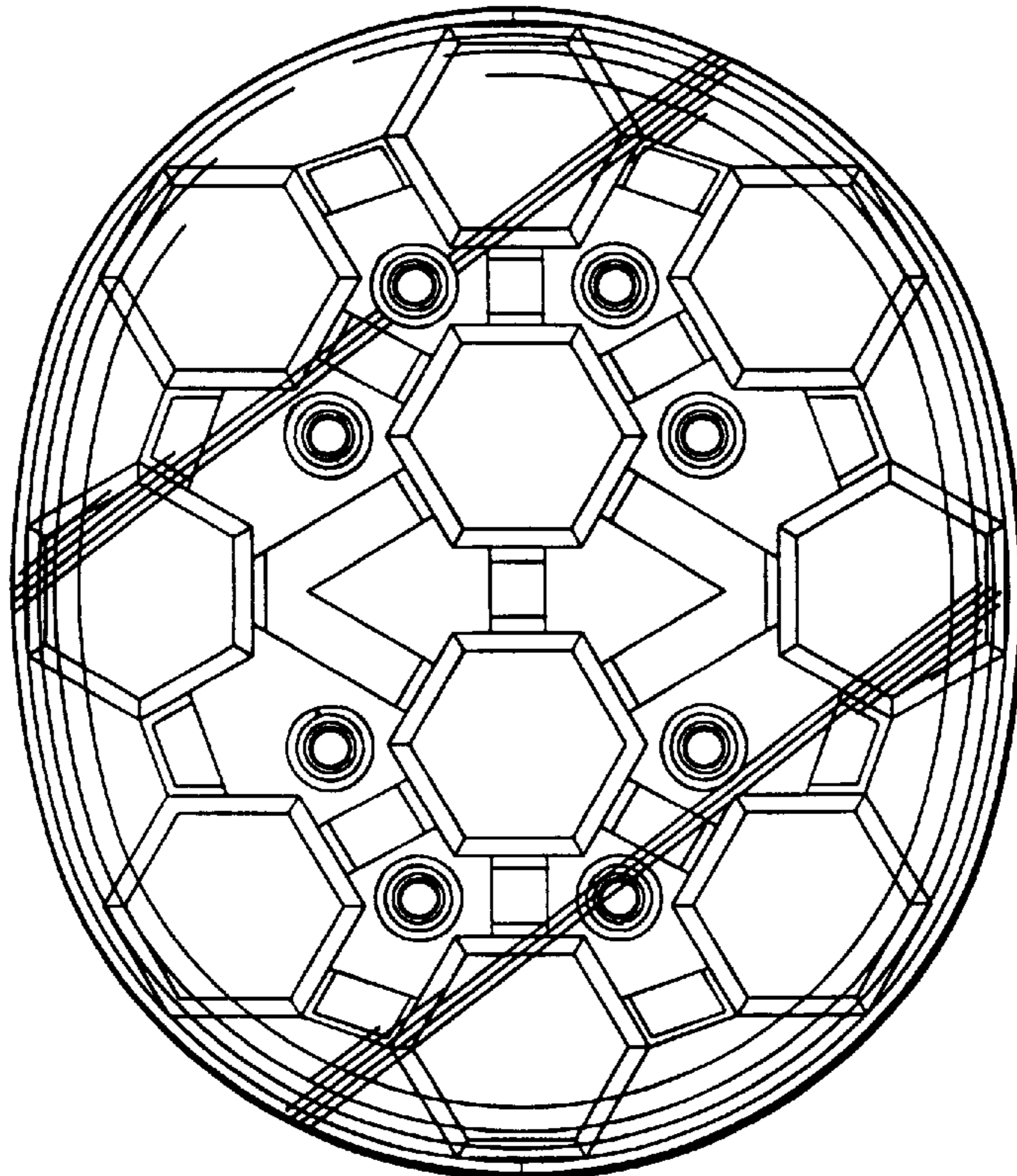
FIG. 1 is a top, front and left side perspective view of a shoe insert showing my new design;
FIG. 2 is a front view thereof, the rear view being a mirror image of the front view shown;
FIG. 3 is a top plan view thereof;
FIG. 4 is a bottom plan view thereof; and,
FIG. 5 is a left side view thereof, the right side view being a mirror image of the side view shown.

1 Claim, 3 Drawing Sheets

[56] References Cited

U.S. PATENT DOCUMENTS

D. 312,723	12/1990	Okada	D2/946
D. 326,766	6/1992	Kittle et al.	D2/946
D. 339,906	10/1993	Frachey et al.	D2/946
D. 340,349	10/1993	Kilgore et al.	D2/961
D. 340,350	10/1993	Kilgore et al.	D2/961
D. 385,393	10/1997	Wong	D2/961
536,590	3/1895	Tillgren	36/37



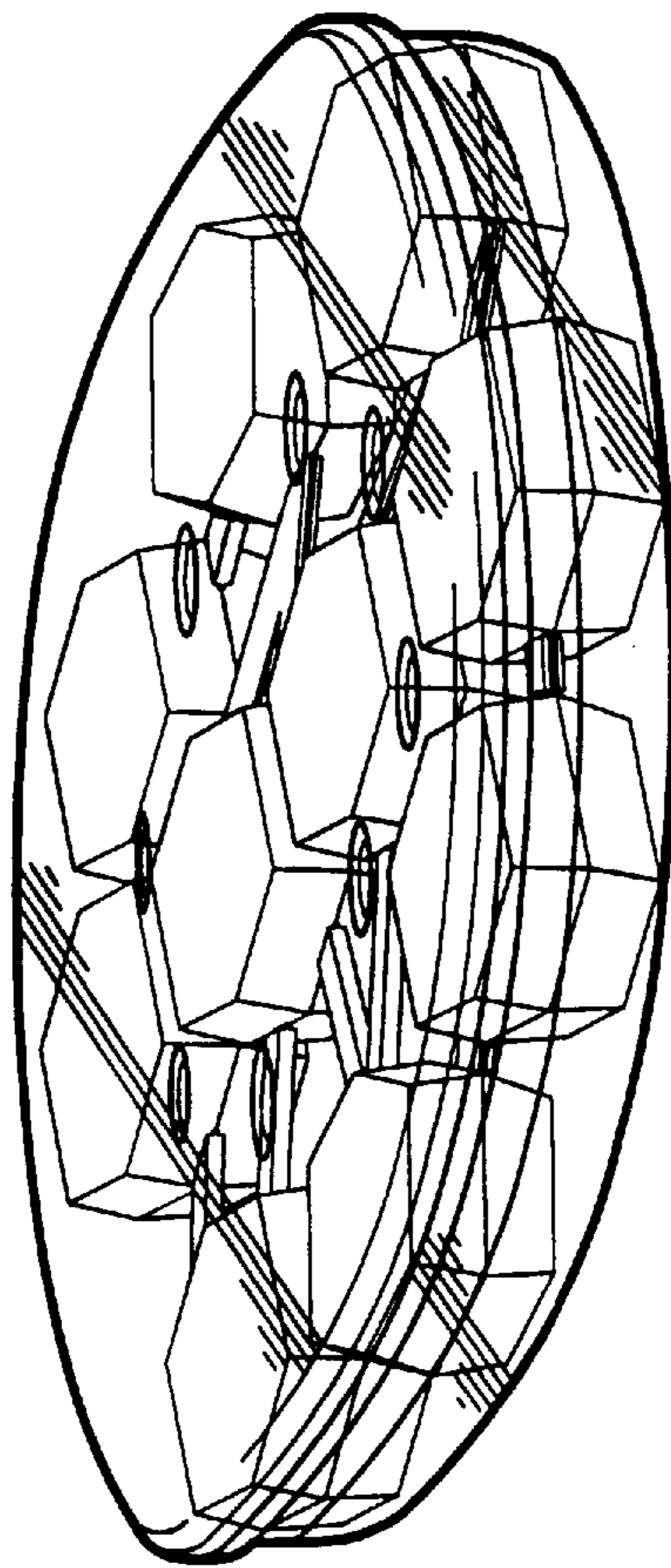


FIG. 1

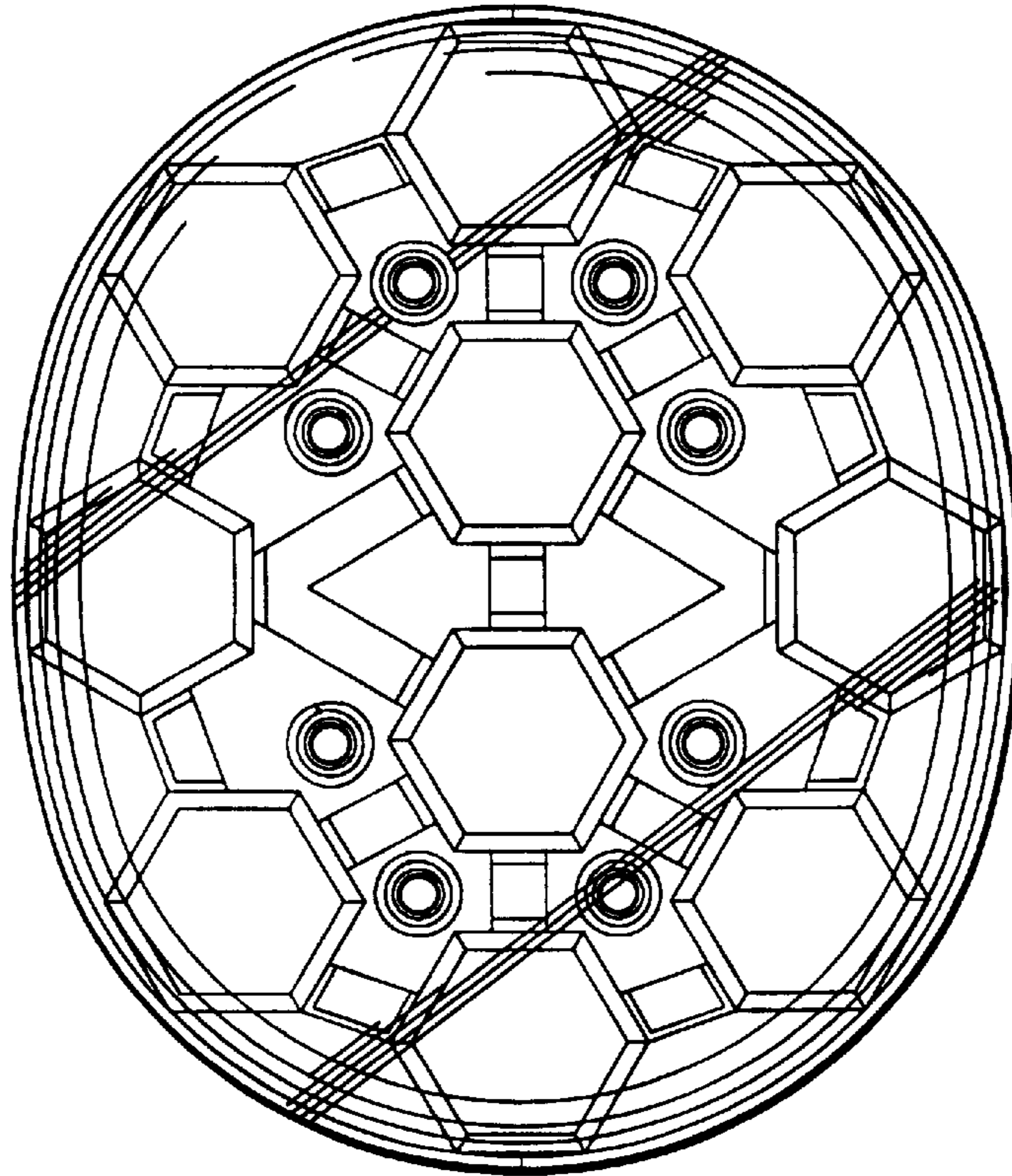


FIG. 3

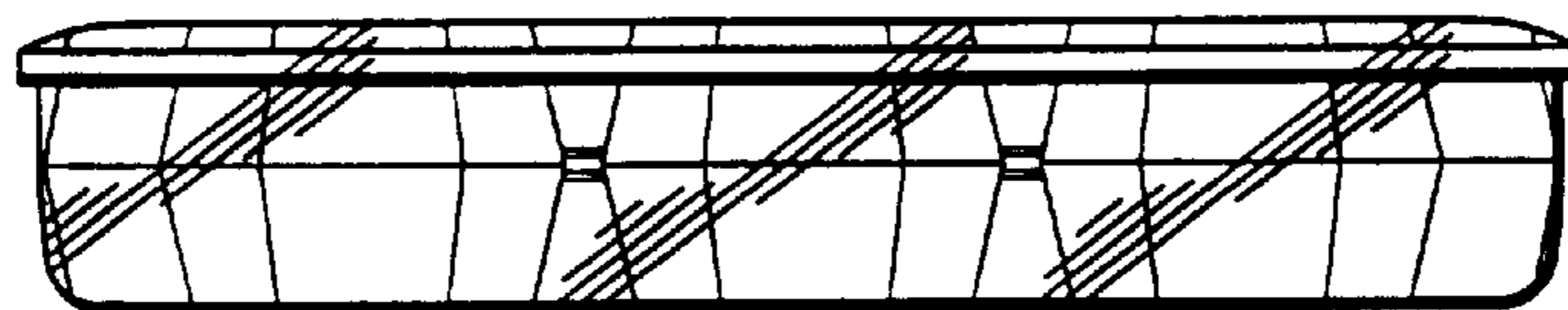


FIG. 2

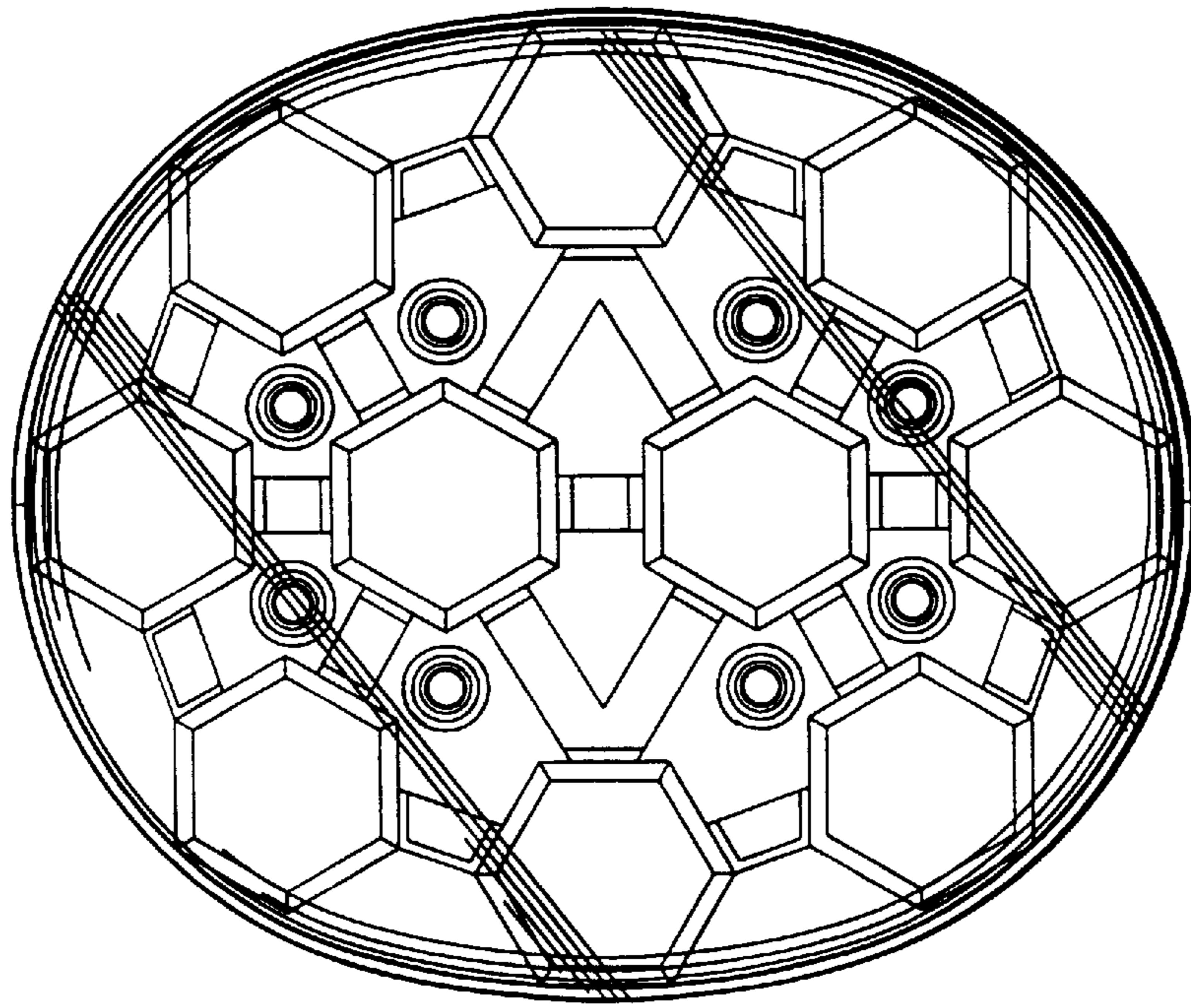


FIG. 4

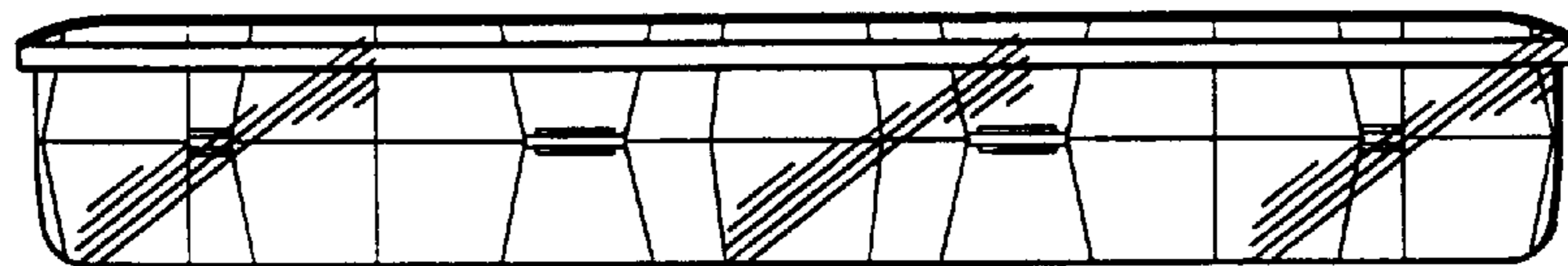


FIG. 5