



US00D403123S

United States Patent [19] Sgariboldi

[11] **Patent Number: Des. 403,123**

[45] **Date of Patent: **Dec. 22, 1998**

[54] CONTAINER FOR PERFUMES AND OTHER TOILETRIES

[75] Inventor: **Giovanni Sgariboldi, Monza, Italy**

[73] Assignee: **Euroitalia S.r.l., Monza, Italy**

[**] Term: **14 Years**

[21] Appl. No.: **80,866**

[22] Filed: **Dec. 18, 1997**

[30] Foreign Application Priority Data

Jul. 8, 1997 [IT] Italy MI97A000405

[51] **LOC (6) Cl.** **28-03**

[52] **U.S. Cl.** **D28/76; D28/87; D28/89; D28/90; D9/310**

[58] **Field of Search** **D28/76, 79, 80, D28/85-90, 91, 91.1; D9/504, 307, 316, 318, 310; D3/270, 271; D19/42, 47-50; 132/317, 318; 206/385, 235, 581, 823; 401/61, 64-98**

[56] References Cited

U.S. PATENT DOCUMENTS

- D. 69,499 2/1926 Davis D19/47
- D. 177,997 6/1956 Manville D28/87
- D. 179,425 12/1956 Parker D19/49 X
- D. 180,318 5/1957 Cortney D28/87
- D. 196,413 9/1963 McCormick D28/89
- D. 240,525 7/1976 Defores D19/47
- D. 281,054 10/1985 Menrad D29/91.1 X
- D. 389,279 1/1998 Ryder D28/89
- 4,393,975 7/1983 Moore 206/385

FOREIGN PATENT DOCUMENTS

- 1019835 1/1953 France 401/98
- M 9304243 11/1993 Germany 28/2

OTHER PUBLICATIONS

AVON C-22 1970, page unknown—Captivator Compacts.
 AVON C-13 1973, p. 25—Flow-On Automatic Eyeliner container.
 Beauty Fashion, May 1985, p. 38: lipstick container at bottom of page.
 Hong Kong Enterprise, Oct. 1989, p. 372—item Nos. A115, A103 and A107.
 Gale Hayman Beverly Hills® advertisement, Dec. 15, 1994—lipstick case shown by arrow.
 Hong Kong Enterprise, Jun. 1996, p. 782: patterned lipstick cases at top of page.

Primary Examiner—Philip S. Hyder
Assistant Examiner—C. Tuttle
Attorney, Agent, or Firm—Bucknam and Archer

[57] CLAIM

The ornamental design for a container for perfumes and other toiletries, as shown and described.

DESCRIPTION

FIG. 1 is a perspective view showing a first embodiment of my new design which incorporates a leopard pattern;
 FIG. 2 is a front view thereof;
 FIG. 3 is a rear view thereof;
 FIG. 4 is a top and bottom plan view thereof;
 FIG. 5 is a right side view thereof;
 FIG. 6 is a left side view thereof;
 FIG. 7 is a perspective view of a second embodiment of my design which incorporates a zebra pattern;
 FIG. 8 is a front view thereof;
 FIG. 9 is a rear view thereof;
 FIG. 10 is a top and bottom view thereof;
 FIG. 11 is a right side view thereof; and,
 FIG. 12 is a left side view thereof.

1 Claim, 6 Drawing Sheets

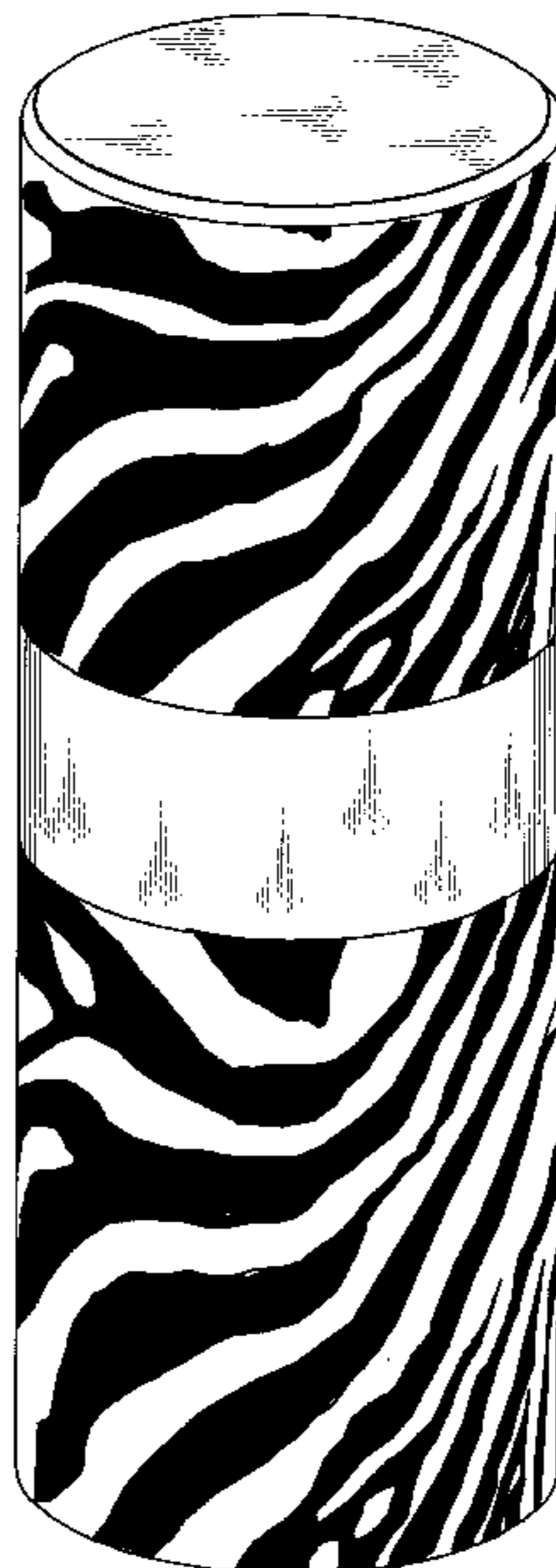


FIG. 1




FIG. 2




FIG. 3



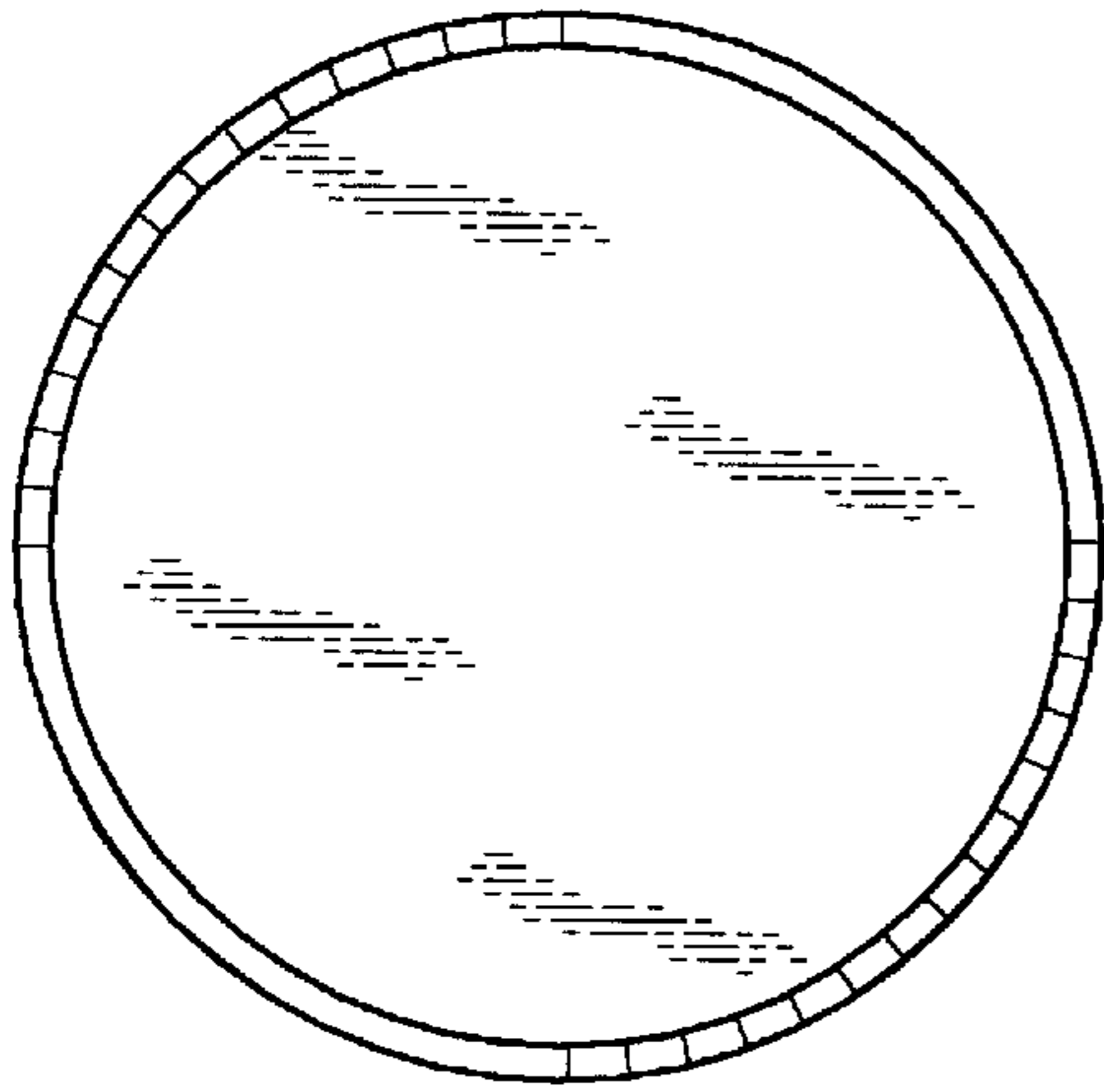


FIG. 4

FIG. 5




FIG. 6




FIG. 7



FIG. 8

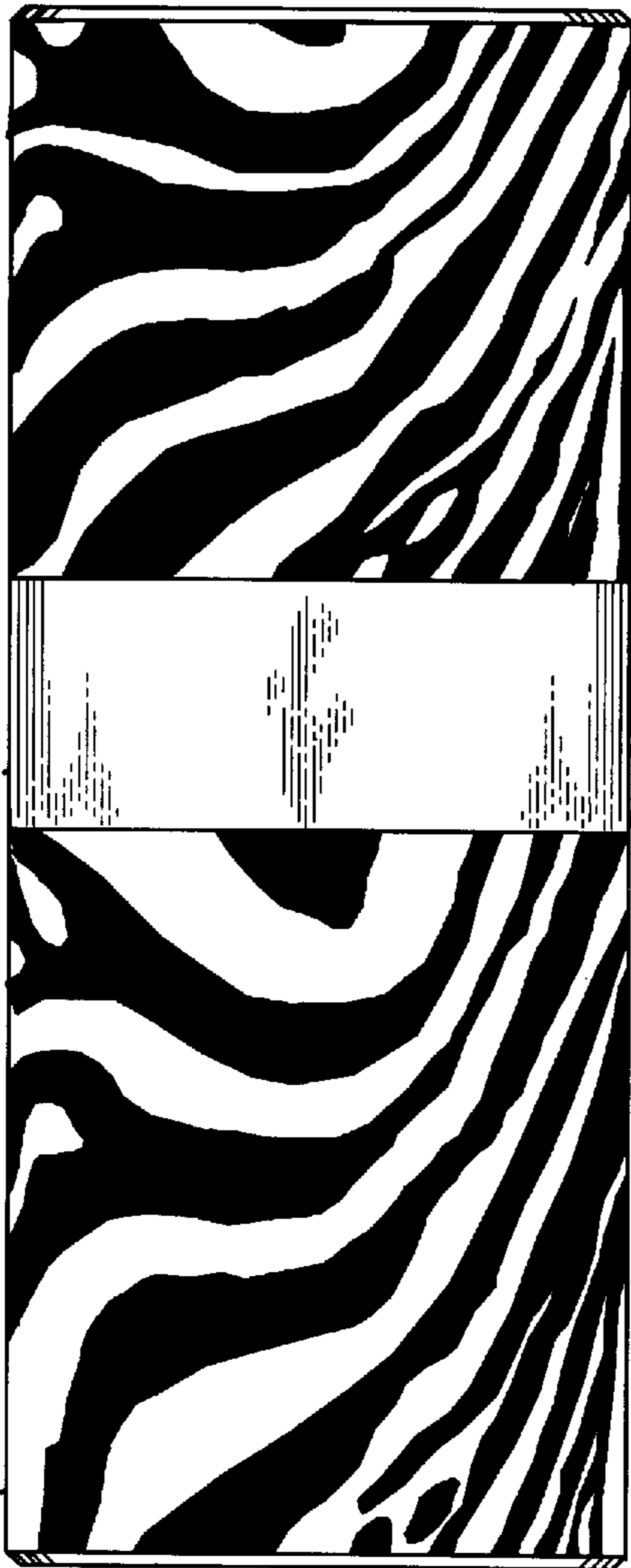



FIG. 9



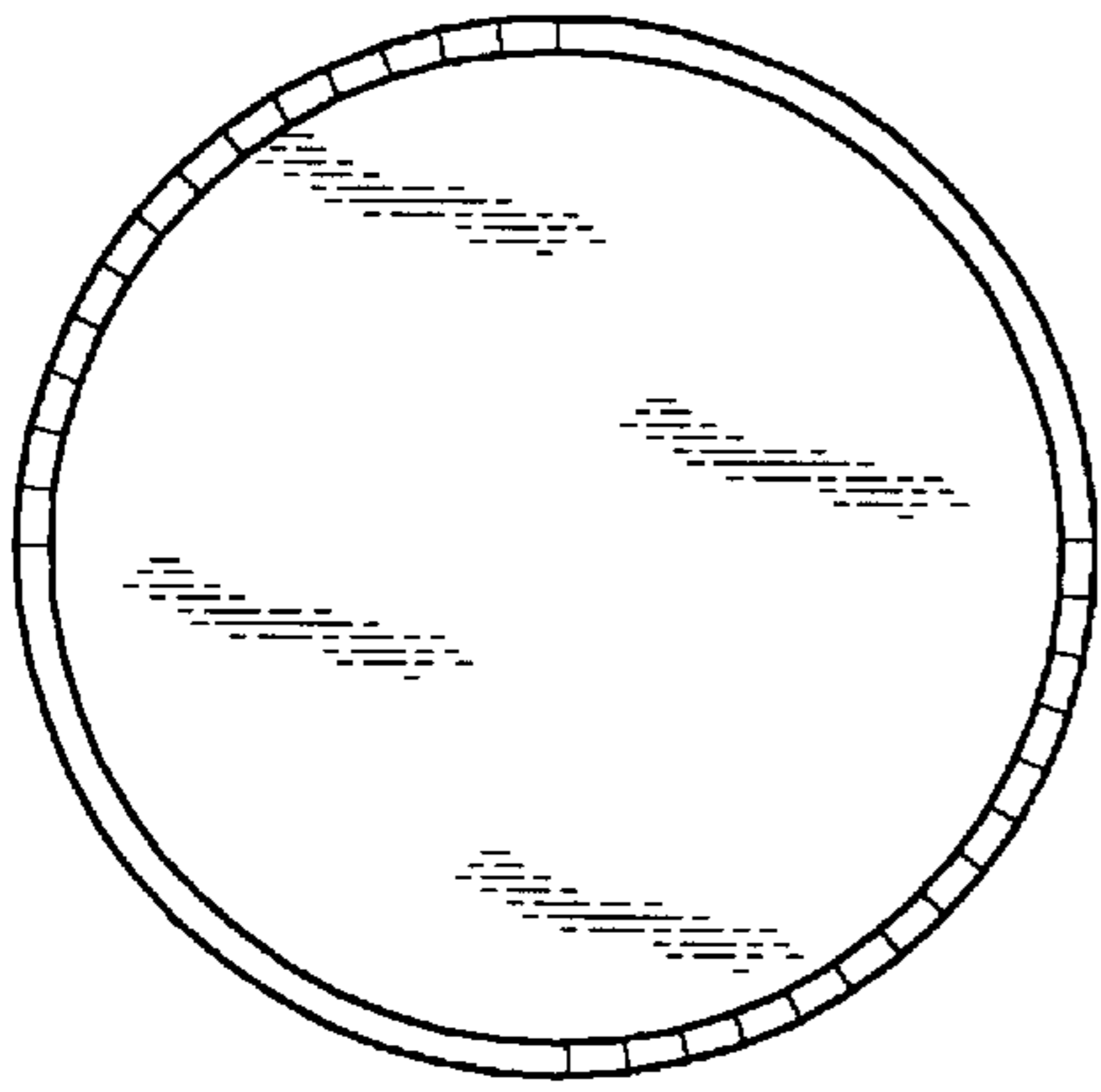


FIG. 10

FIG. 11

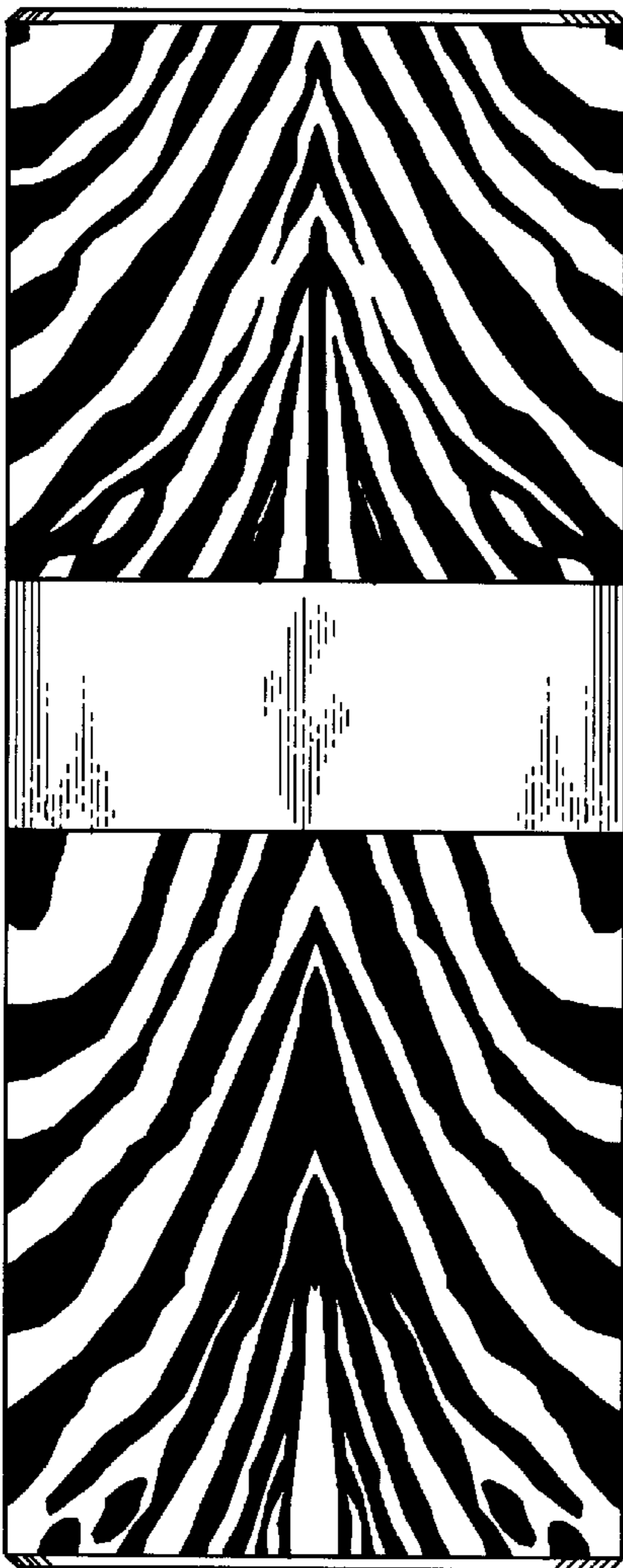


FIG. 12

