



US00D403122S

United States Patent [19]

Love, Jr.

[11] Patent Number: Des. 403,122

[45] Date of Patent: **Dec. 22, 1998

[54] COTTON PAD DISPENSING APPARATUS

4,243,153 1/1981 Mitchell 221/45 X

[76] Inventor: Adam Thomas Love, Jr., P.O. Box 272333, Concord, Calif. 94527-2333

FOREIGN PATENT DOCUMENTS

[**] Term: 14 Years

1290288	3/1962	France	312/304
117501	5/1990	Japan	220/553
612577	5/1994	Japan	221/279
2077233	12/1981	United Kingdom	206/823

[21] Appl. No.: 67,236

OTHER PUBLICATIONS

[22] Filed: Feb. 28, 1997

Page from COSMEPAK™ Catalog, undated—prior to Mar. 1993: item #7037.

[51] LOC (6) Cl. 28-03

[52] U.S. Cl. D28/73

[58] Field of Search D28/73, 76; D6/512, D6/515-520; D9/339, 418, 341, 432, 423; 132/286, 294, 300, 314; 206/555, 210, 581, 233, 362, 438, 440, 776, 782, 804, 815, 817, 821, 823, 825; 221/50, 60, 61, 71, 42, 72, 301, 304, 350; 321/56, 59, 279, 131, 155; 220/500, 502, 523, 524, 525, 553, 555, 665

Primary Examiner—Ted Shooman
Assistant Examiner—C. Tuttle

[57] CLAIM

The ornamental design for a cotton pad dispensing apparatus, as shown.

DESCRIPTION

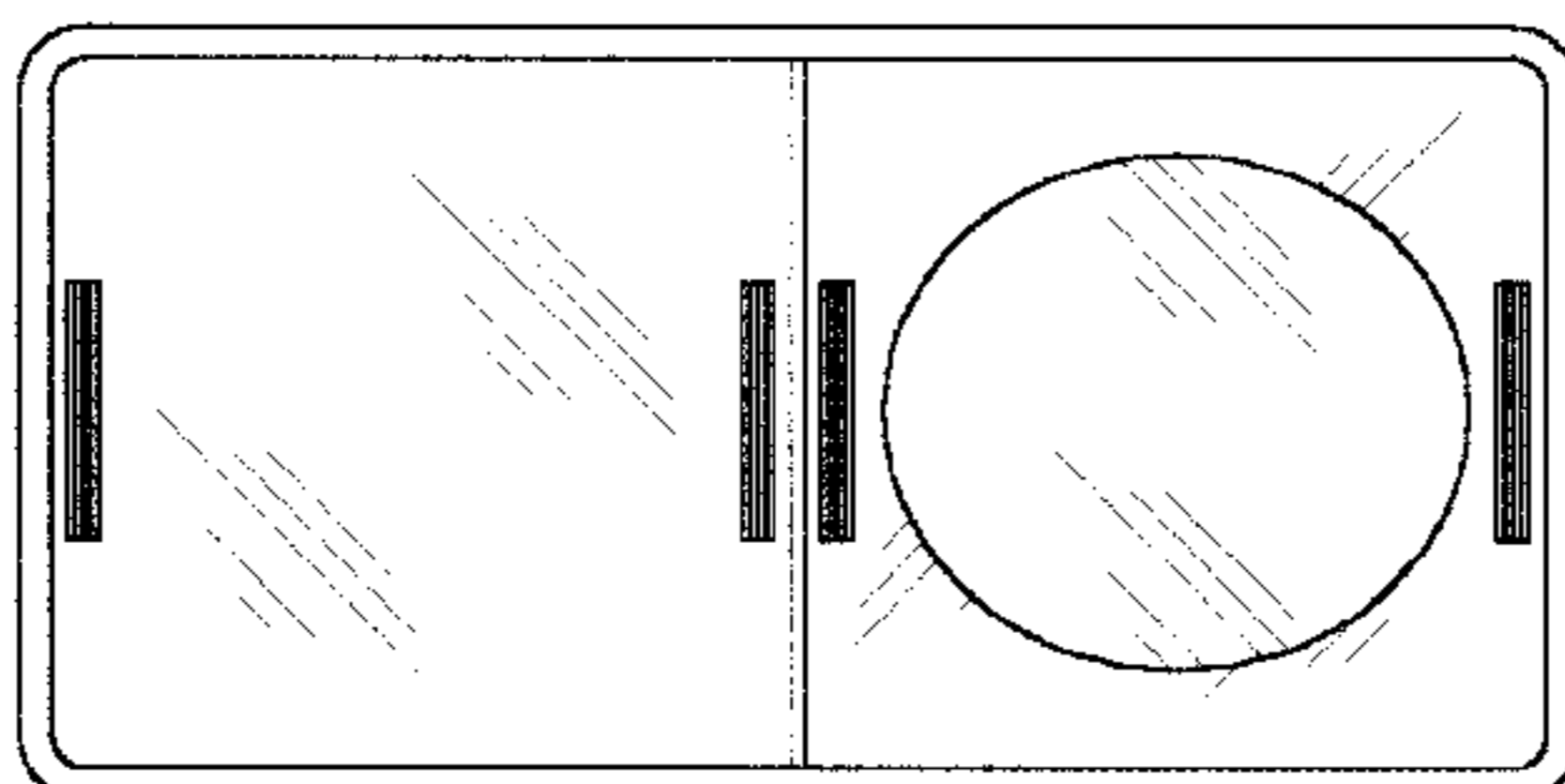

FIG. 1 is a front elevational view of the cotton pad dispensing apparatus of the present invention; FIG. 2 is a back elevational view of the cotton pad dispensing apparatus of FIG. 1; FIG. 3 is a left side elevational view of the cotton pad dispensing apparatus of FIG. 1; FIG. 4 is a right side elevational view of the cotton pad dispensing apparatus of FIG. 1; FIG. 5 is a top plan view of the cotton pad dispensing apparatus of FIG. 1; and, FIG. 6 is a bottom plan view of the cotton pad dispensing apparatus of FIG. 1.

[56] References Cited

U.S. PATENT DOCUMENTS

D. 269,856	7/1983	Kuta	D9/418
D. 276,964	1/1985	Boland, II	D6/470
D. 278,684	5/1985	Sussman	D9/339
D. 289,105	4/1987	Sussman	D3/302
D. 297,774	9/1988	Sussman	D28/76
D. 348,768	7/1994	Irwin	D3/20
D. 389,681	1/1998	Mullin	D6/515
D. 394,204	5/1998	Seddon	D9/341
3,115,989	12/1963	Strang	221/25
3,237,824	3/1966	Gunkel	312/304 X
4,199,076	4/1980	Brown	221/45

1 Claim, 3 Drawing Sheets






Fig. 1

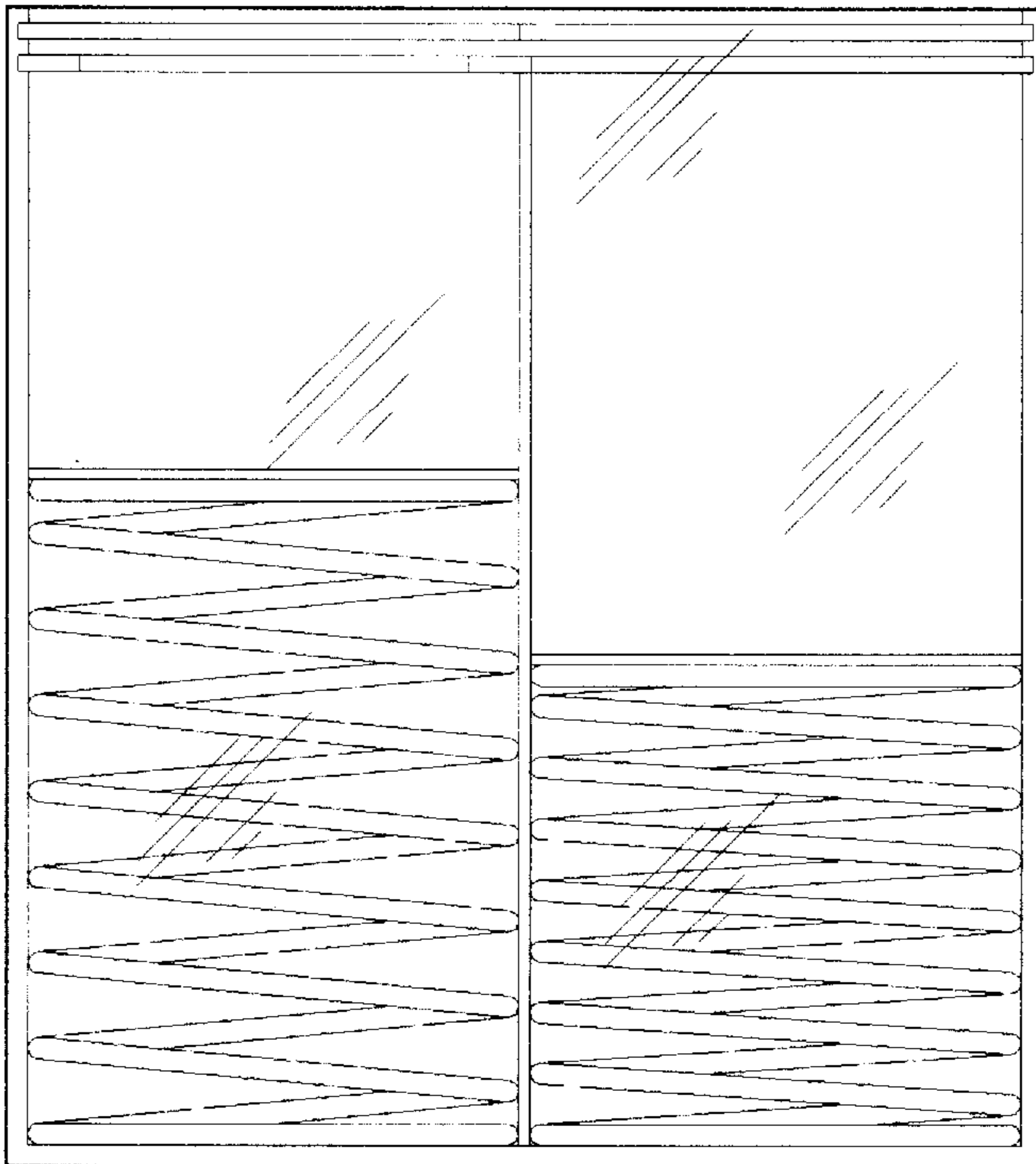


Fig. 2

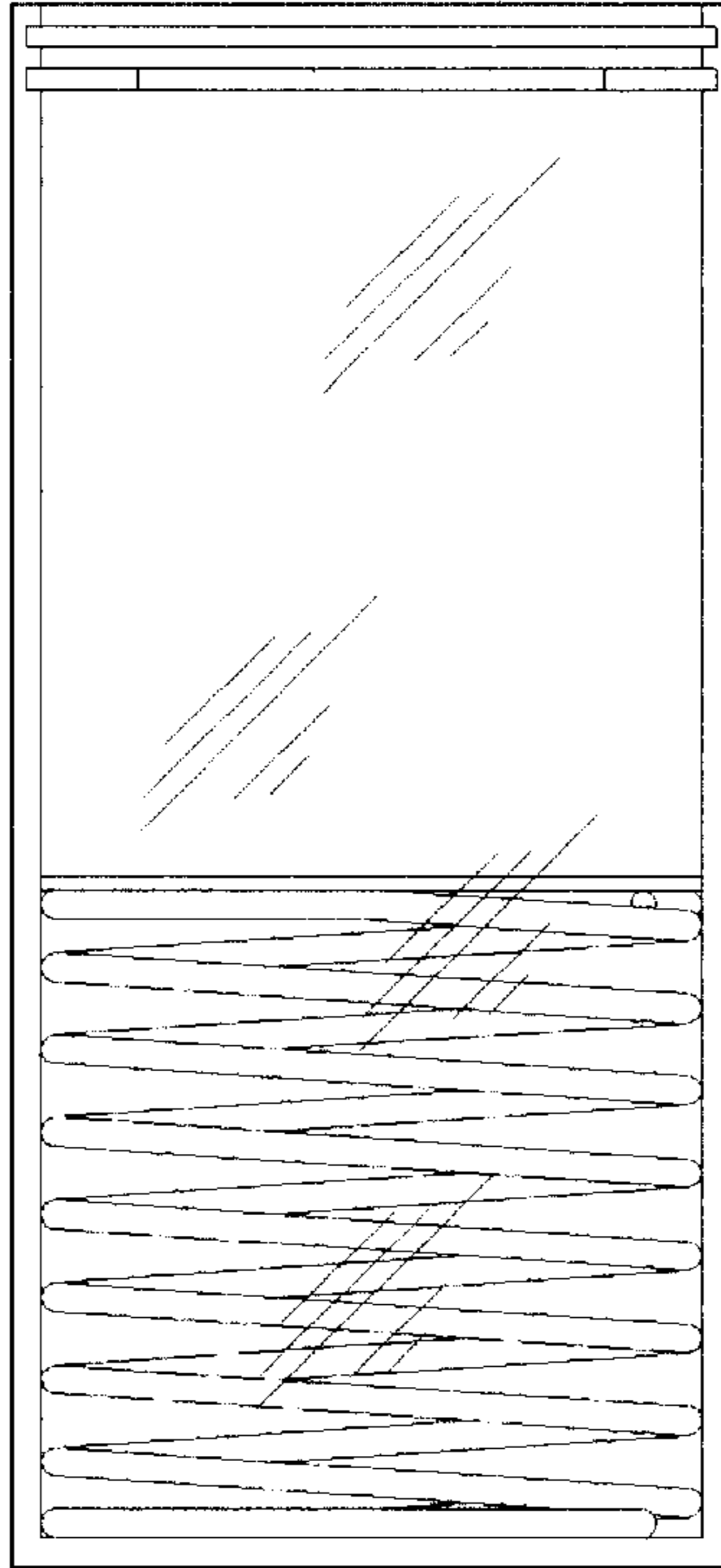


Fig. 3

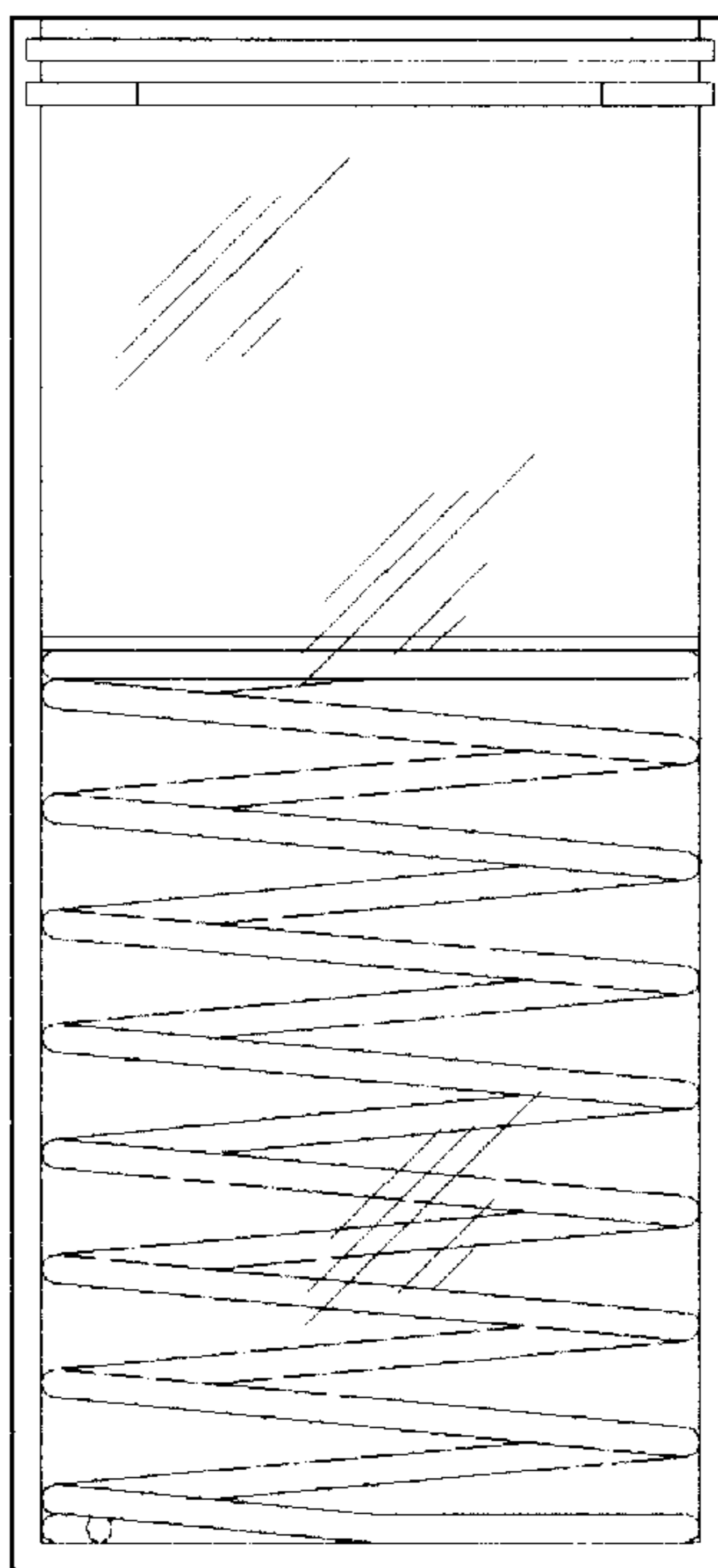


Fig. 4

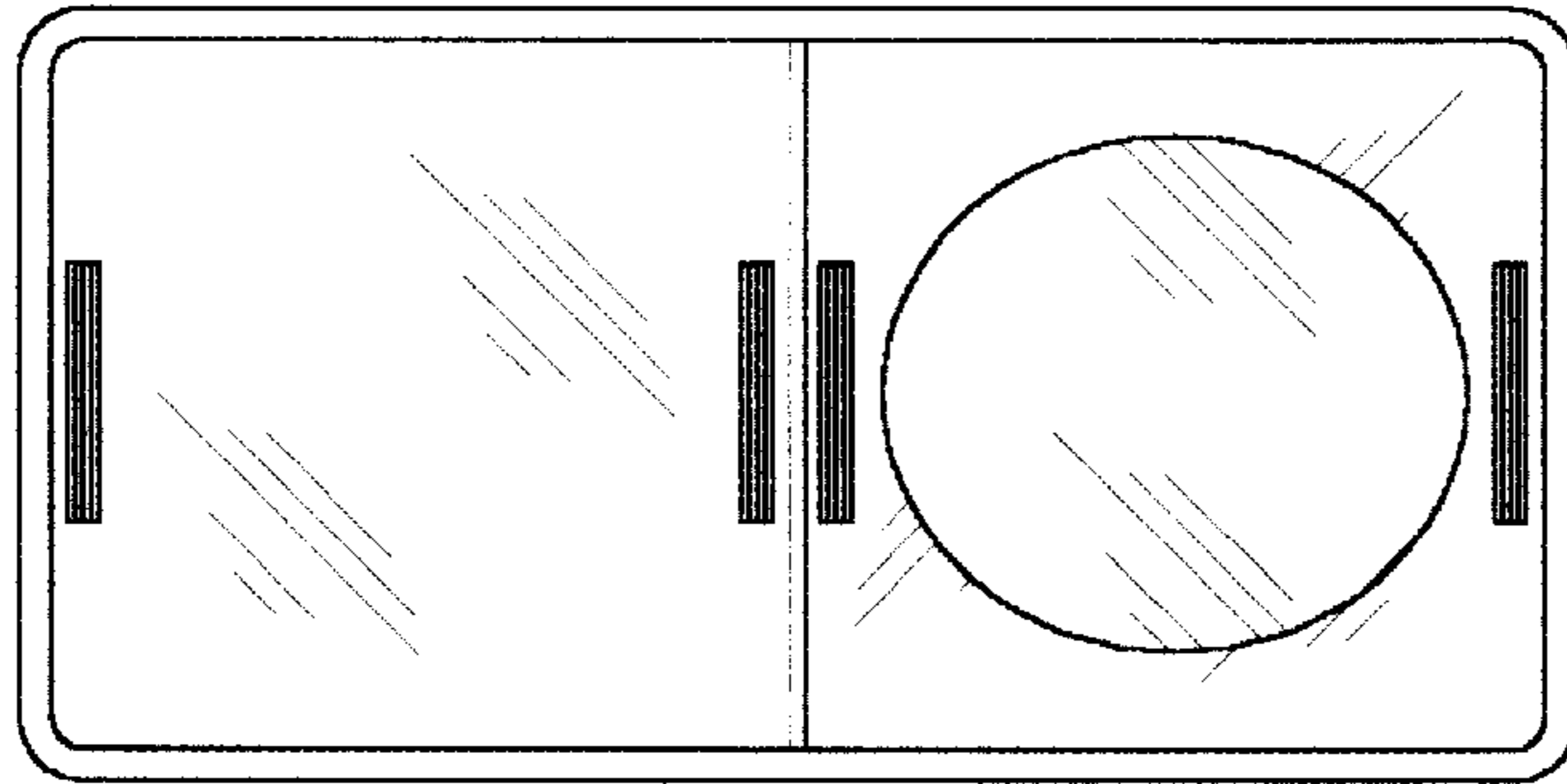


Fig. 5

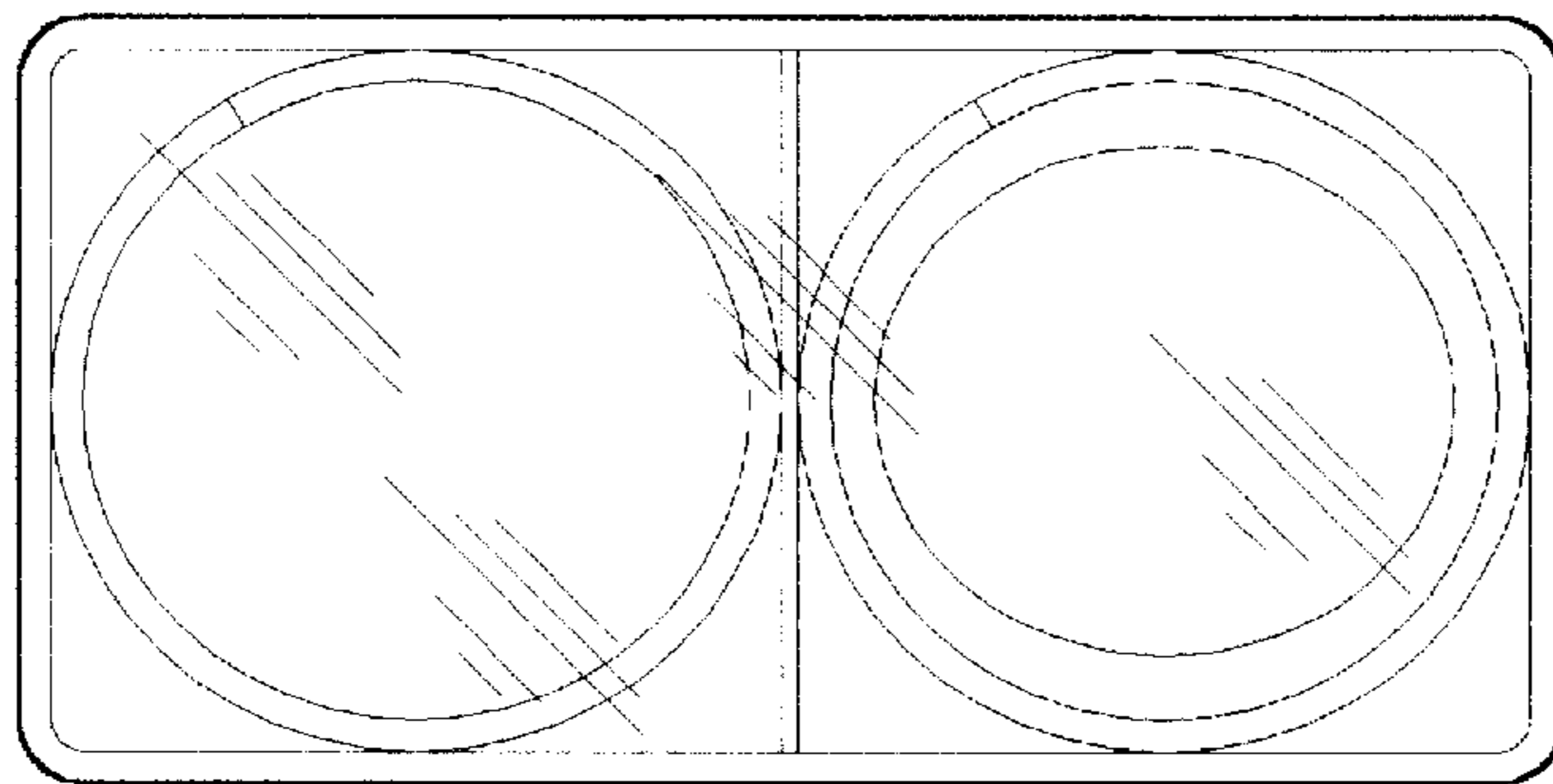


Fig. 6