



US00D403121S

United States Patent [19] Sussman

[11] **Patent Number: Des. 403,121**

[45] **Date of Patent: **Dec. 22, 1998**

[54] **COSMETIC ORGANIZER**

[76] Inventor: **Robert Sussman**, 10120 Vestal Ct.,
Coral Springs, Fla. 33071

[**] Term: **14 Years**

[21] Appl. No.: **64,788**

[22] Filed: **Jan. 10, 1997**

[51] **LOC (6) Cl. 28-03**

[52] **U.S. Cl. D28/73; D19/75; D6/437**

[58] **Field of Search** D28/61, 73, 76,
D28/77; D3/297, 310; D6/437, 438, 449,
467, 468, 473, 474-479, 524, 525, 527,
553, 555, 559, 560, 567, 569, 571, 573,
574; 132/286-287, 314, 107, 109, 114,
126, 128, 129, 245, 290, 270.3; D19/75,
77, 78, 95; 211/10, 11, 13, 50, 52, 90.4,
126.14, 126.16, 128.1, 135; 108/25, 26,
59, 60, 92, 152; 206/214, 215, 581, 823,
371

[56] **References Cited**

U.S. PATENT DOCUMENTS

D. 215,309	9/1969	Barnes	108/60 X
D. 234,727	4/1975	Mark	D6/471 X
D. 248,102	6/1978	Blake	D6/560 X
D. 252,843	9/1979	Johnson et al.	D6/571
D. 257,814	1/1981	Kates	D6/474
D. 286,834	11/1986	Wilken	D6/473
D. 303,024	8/1989	Zall	D28/76
D. 306,918	3/1990	Stillwagon	D28/73

D. 313,517	1/1991	Ugalde	D6/437 X
D. 387,498	12/1997	Sussman	D28/73
3,492,056	1/1970	Murray	312/245 X
4,178,047	12/1979	Welch	108/60 X
4,955,677	9/1990	Song	211/128.1 X

OTHER PUBLICATIONS

Design Standards and Data—architectural forum, copyright 1953 by Harold R. Sleeper. lower right corner of page—wrapping counter on upper right, Nov. 1953.
Today's Fuller Brush, Fall 1986 Cat., p. 11: item "G".
Beauty Boutique spring 1994 Cat., p. 10: Makeup and Beauty Tray.

Primary Examiner—Ted Shooman
Assistant Examiner—C. Tuttle
Attorney, Agent, or Firm—Myron Amer P.C.

[57] **CLAIM**

The ornamental design for an improved cosmetic organizer, as shown and described.

DESCRIPTION

FIG. 1 is a perspective view of an improved cosmetic organizer showing my new design;
FIG. 2 is a front elevational view thereof;
FIG. 3 is a rear elevational view thereof;
FIG. 4 is a right side elevational view thereof;
FIG. 5 is a left side elevational view thereof;
FIG. 6 is a top plan view thereof; and,
FIG. 7 is a bottom plan view thereof.

1 Claim, 3 Drawing Sheets

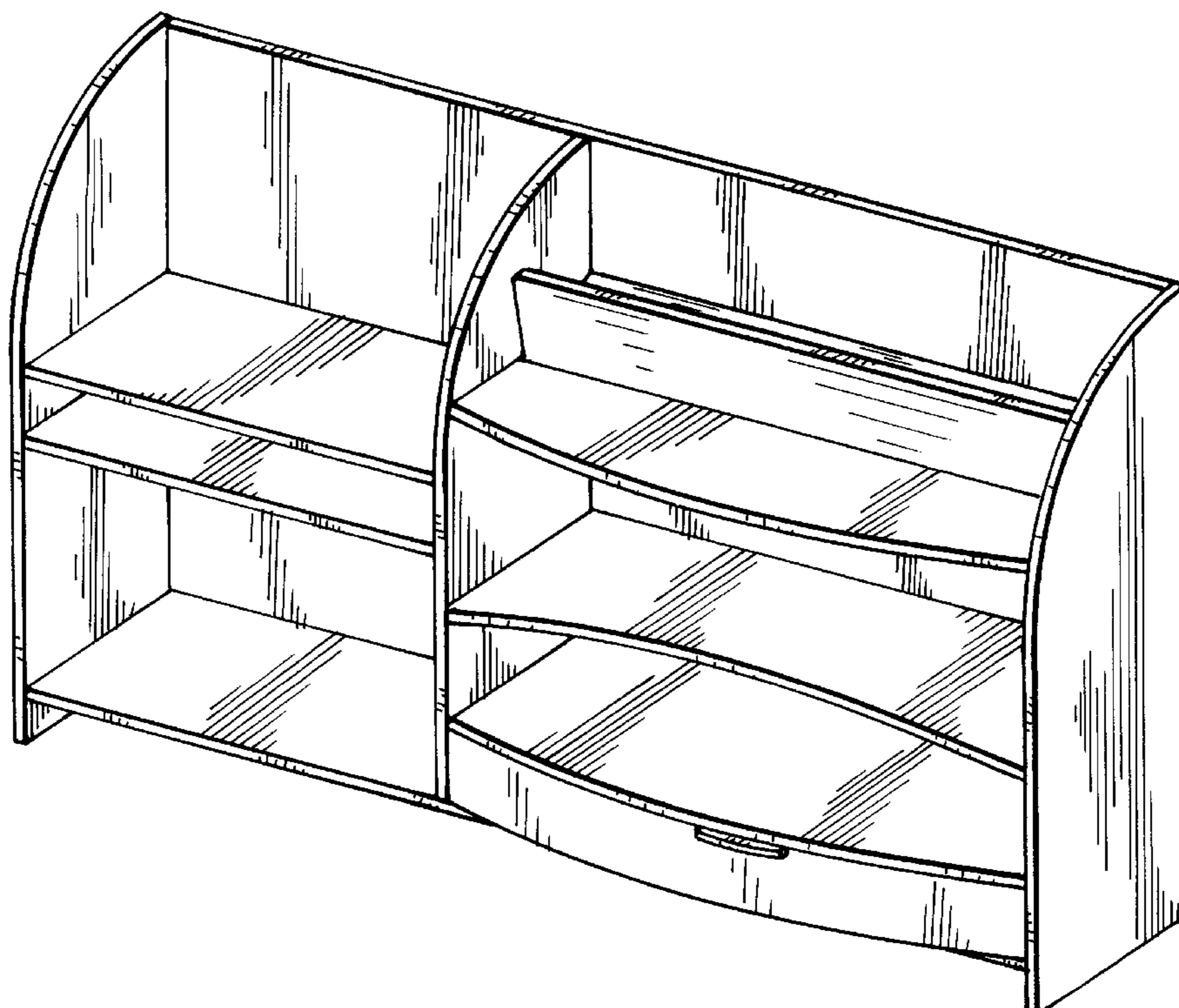


FIG. 1

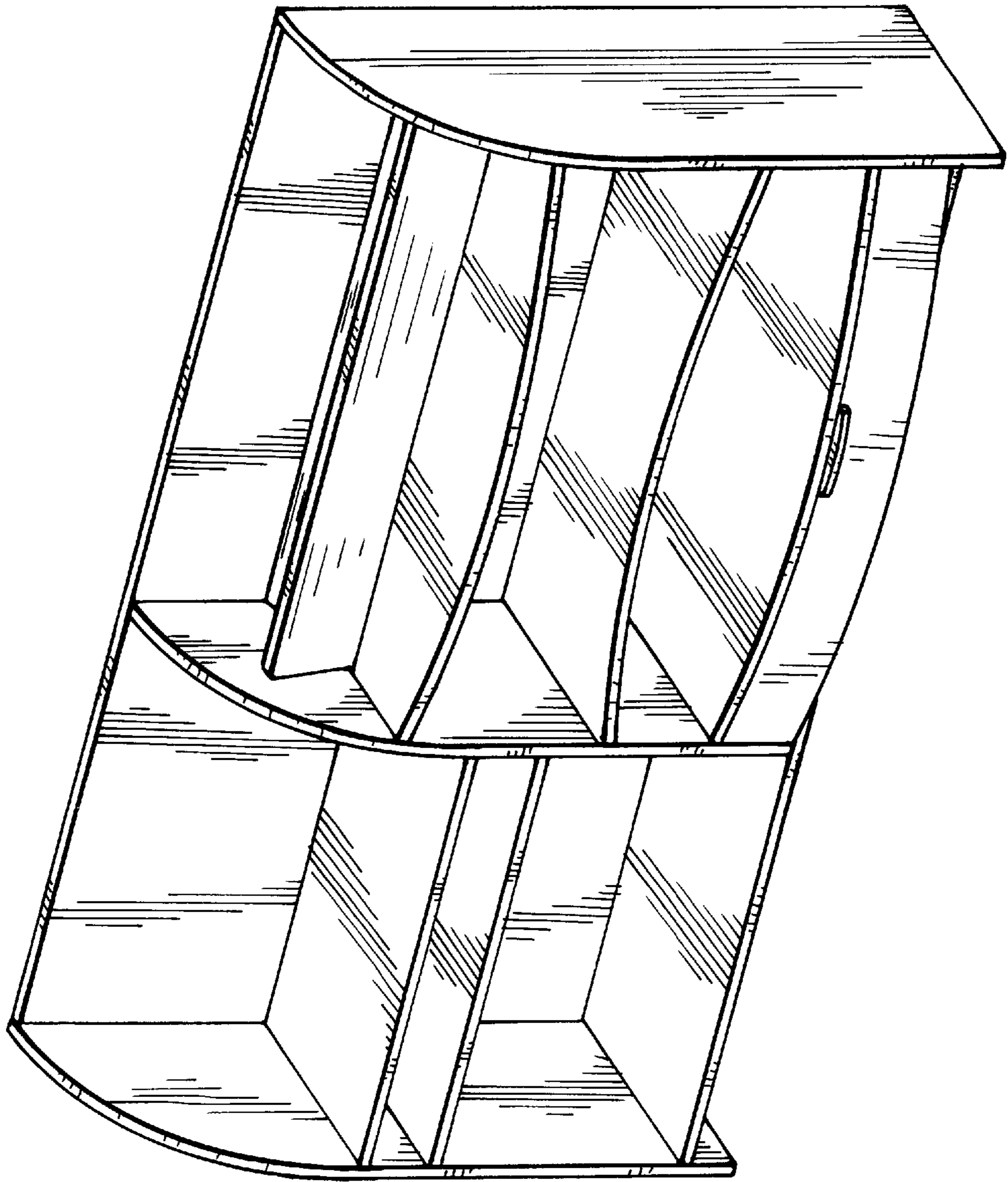


FIG. 2

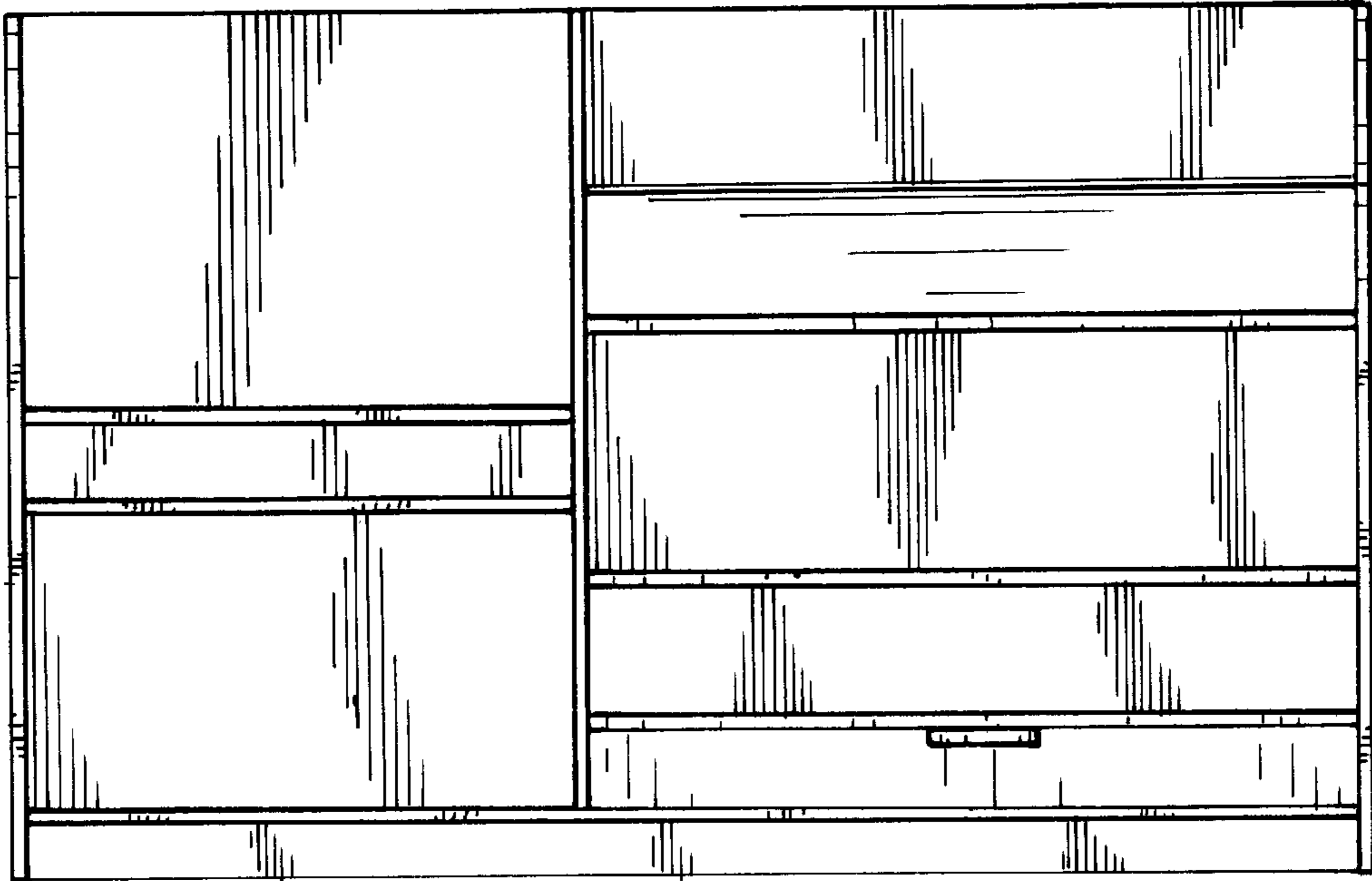


FIG. 3

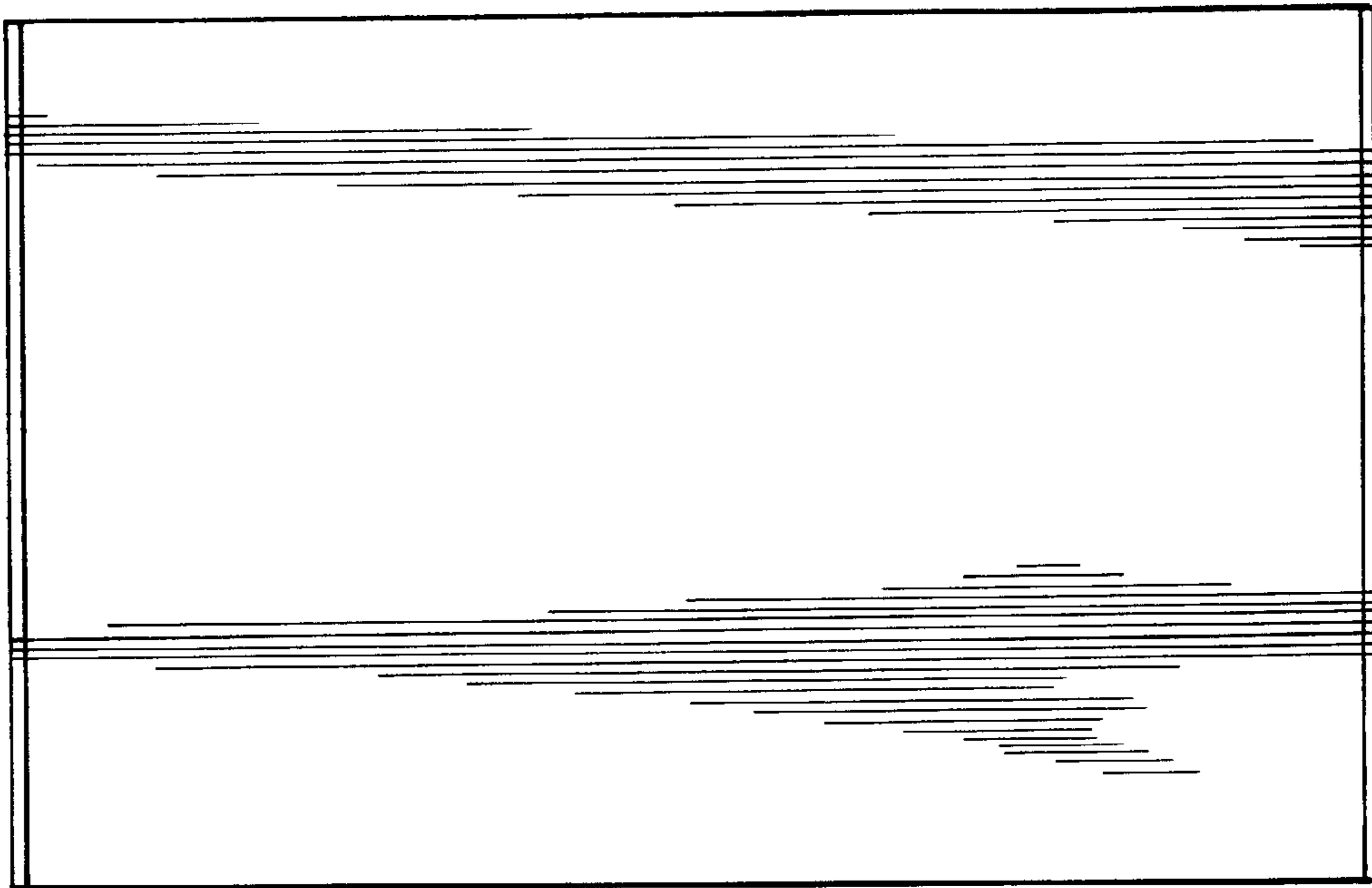


FIG. 4

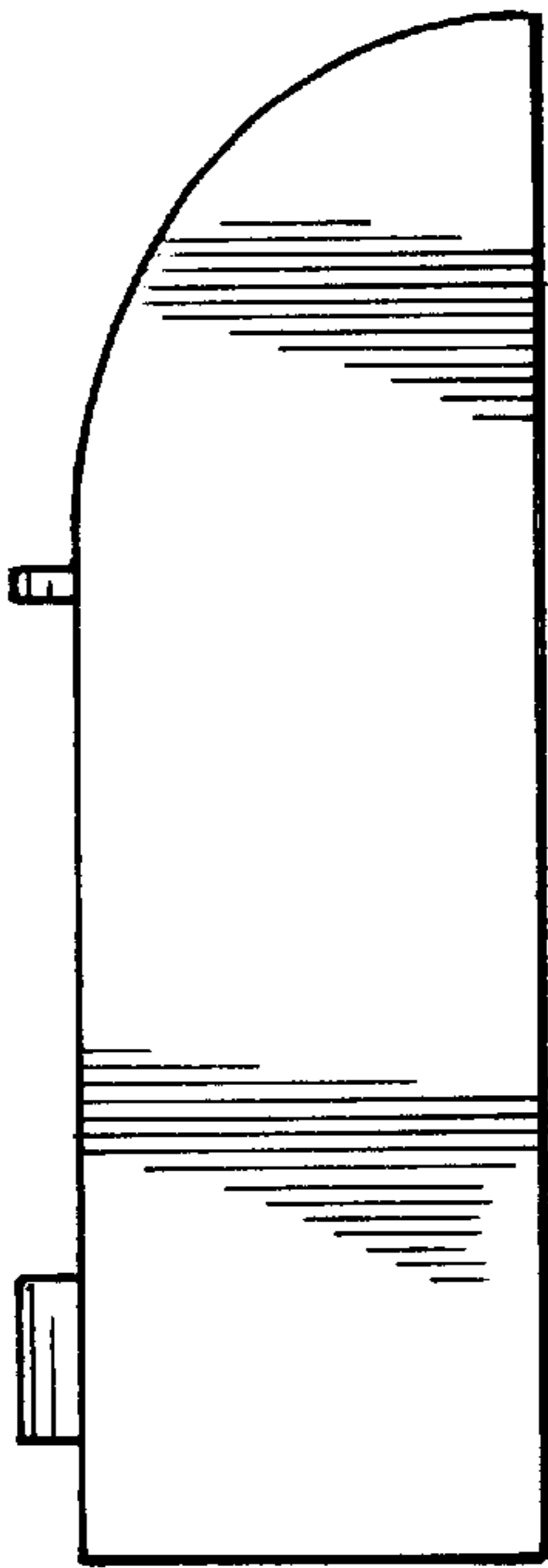


FIG. 5




FIG. 6




FIG. 7

