



US00D403115S

United States Patent [19]

Tanaka et al.

[11] Patent Number: Des. 403,115

[45] Date of Patent: **Dec. 22, 1998

[54] ELECTRIC HAIR CUTTER

[75] Inventors: Yosuke Tanaka, Kobe; Kazuo Takada, Nara, both of Japan

[73] Assignee: Sanyo Electric Co., Ltd., Osaka, Japan

[**] Term: 14 Years

D. 245,459	8/1977	Ito	D28/51
D. 320,673	10/1991	Sterk	D28/52
D. 353,913	12/1994	Izumi	D28/50
D. 363,143	10/1995	Ching	D28/50
2,309,175	1/1943	Doggett	30/197
2,363,849	11/1944	Bailey	30/41.6
2,716,809	9/1955	Malone	30/30
2,802,263	8/1957	Marchner	30/201

[21] Appl. No.: 74,067

[22] Filed: Jul. 21, 1997

[30] Foreign Application Priority Data

Jan. 23, 1997 [JP] Japan 9-1763

[51] LOC (6) Cl. 28-01

[52] U.S. Cl. D28/53; D28/44; D28/51

[58] Field of Search D28/44-54, 7, D28/23, 25, 28, 10; 30/30, 31, 32, 34.05, 34.1, 29.5, 34.2, 200-203, 208-210, 216, 221, 197, 233.5, 41.9, 43, 43.3, 43.7, 41.6, 42, 44, 45, 46; 132/213.1, 215, 119.1, 116-118, 148, 271, 272

[56] References Cited

U.S. PATENT DOCUMENTS

Re. 21,192	8/1939	Stein	30/34.2
D. 219,900	2/1971	Van Lelyveld	D28/51
D. 243,720	3/1977	Yajima	D28/51

FOREIGN PATENT DOCUMENTS

507262 7/1979 Japan .

Primary Examiner—Ted Shooman

Assistant Examiner—C. Tuttle

Attorney, Agent, or Firm—Loeb & Loeb LLP

[57] CLAIM

The ornamental design for an electric hair cutter, as shown and described.

DESCRIPTION

FIG. 1 is a front perspective view of an electric hair cutter showing our new design; FIG. 2 is a front view of FIG. 1; FIG. 3 is a rear view thereof; FIG. 4 is a top view thereof; FIG. 5 is a bottom view thereof; FIG. 6 is a left side view thereof; and, FIG. 7 is a right side view thereof.

1 Claim, 2 Drawing Sheets

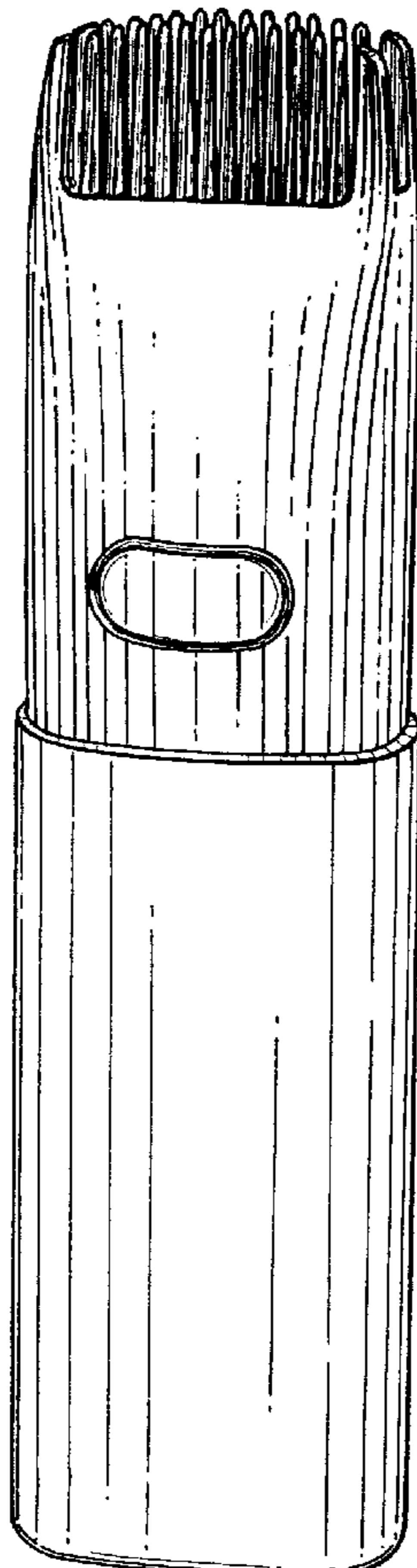


FIG.1

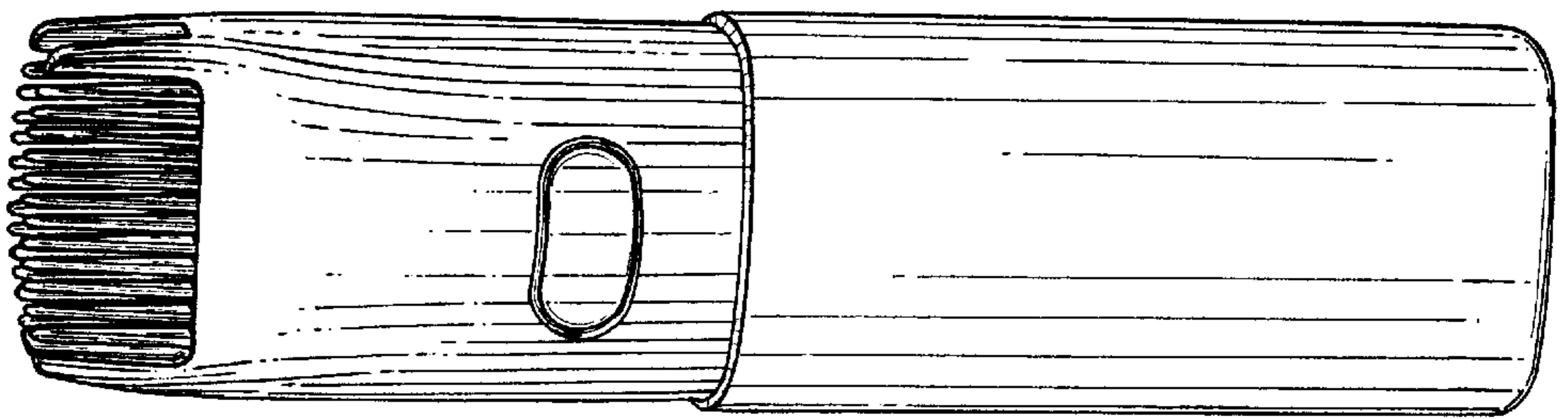


FIG.2

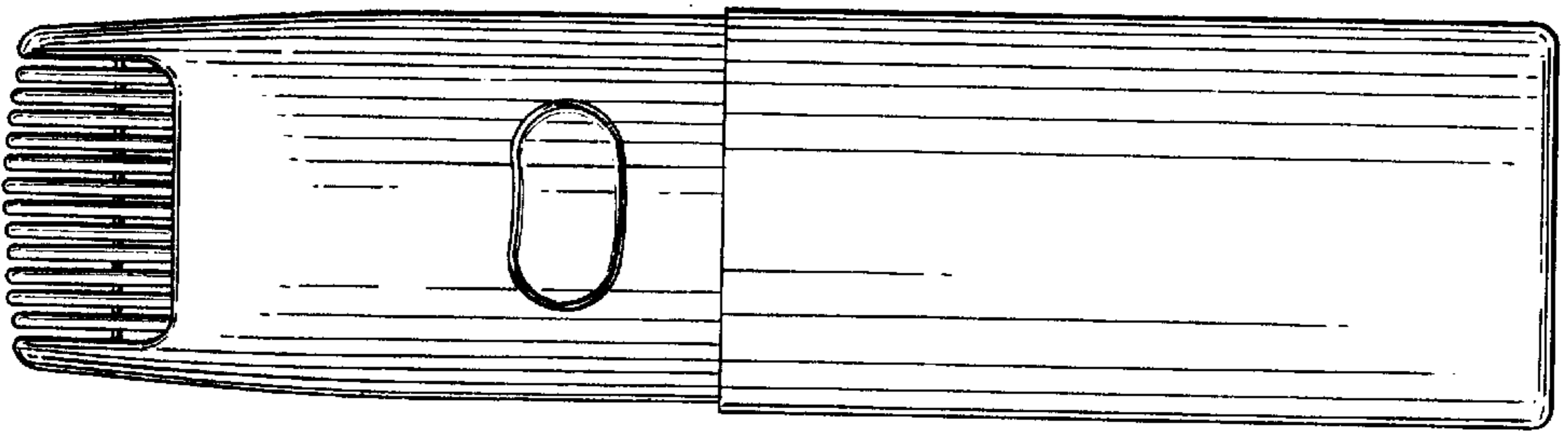


FIG.3

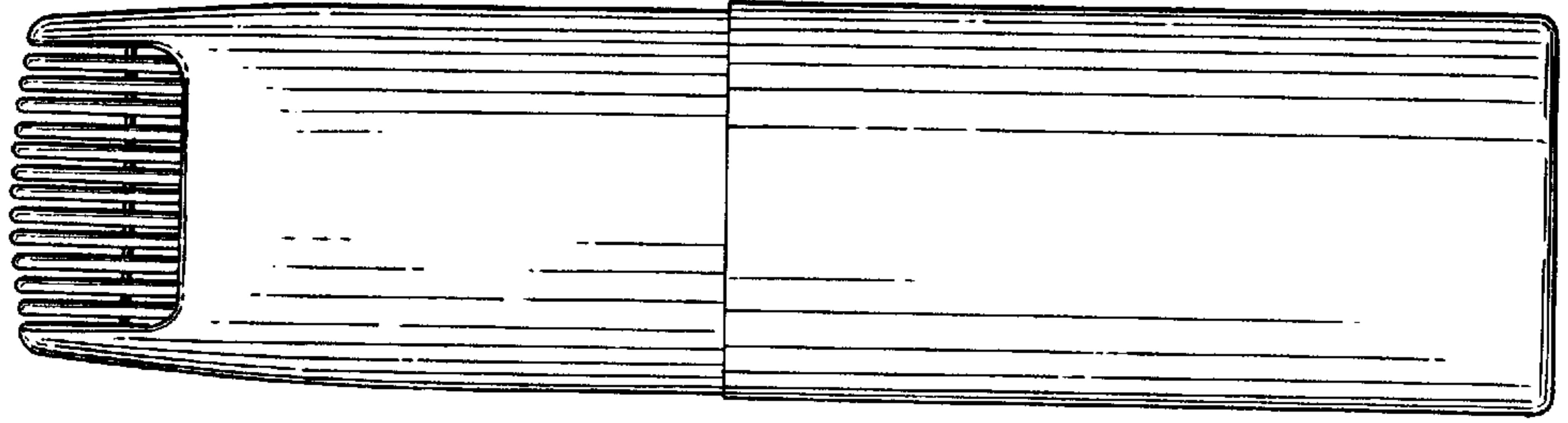


FIG.7

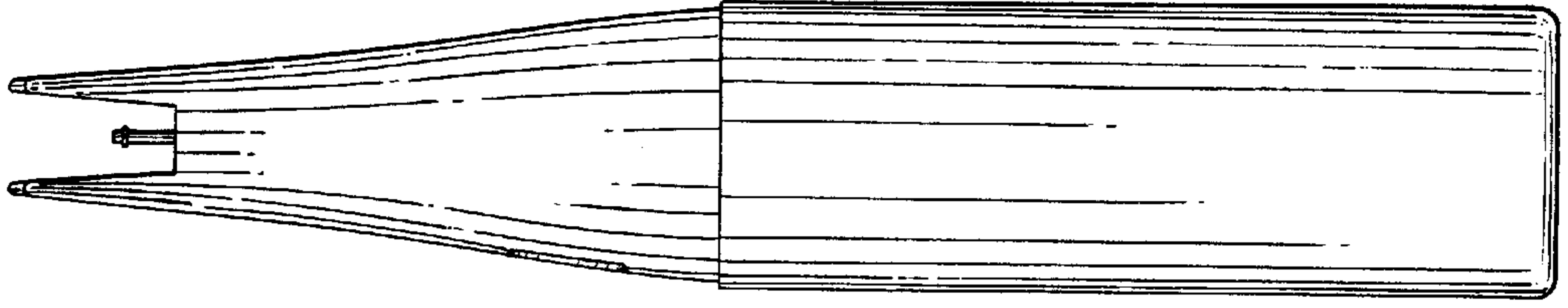


FIG.6

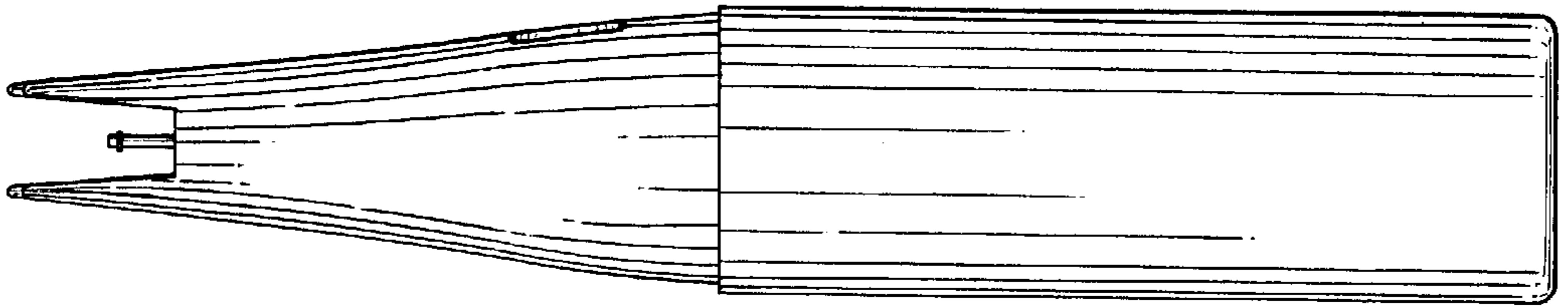


FIG.4

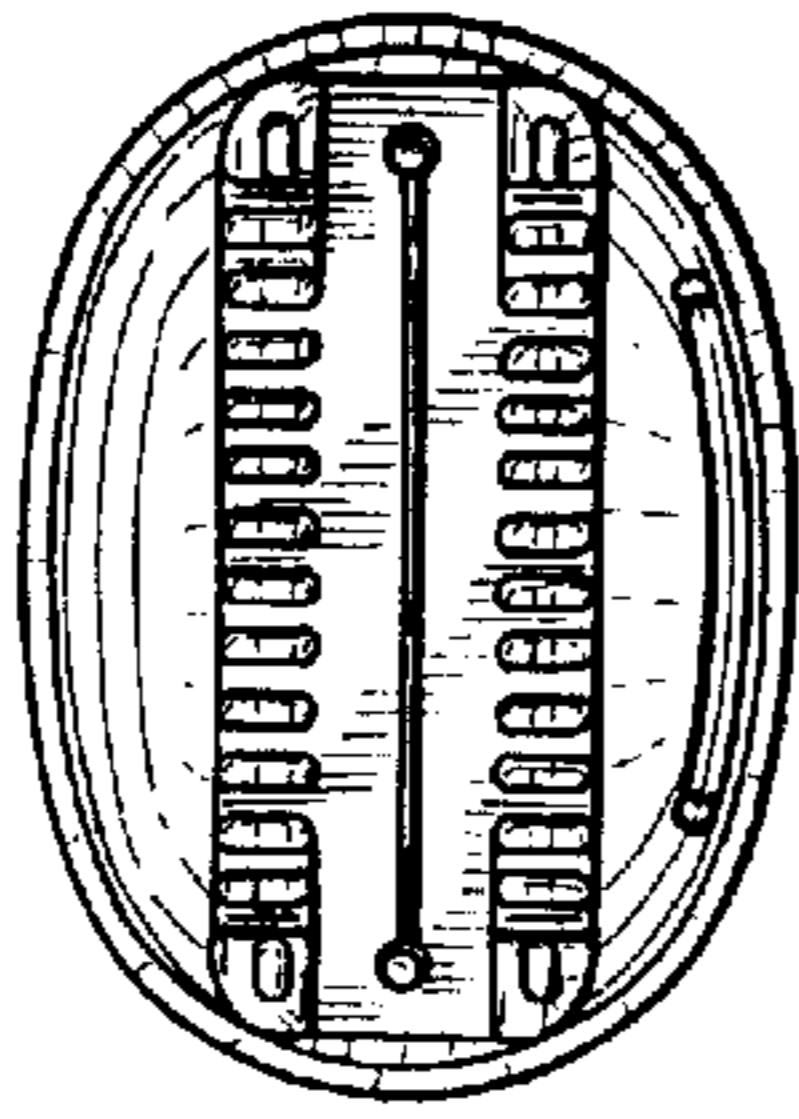


FIG.5

