



US00D403110S

United States Patent [19] Patel

[11] **Patent Number: Des. 403,110**

[45] **Date of Patent: **Dec. 22, 1998**

[54] **RIDGED FLAMINGO BILL HAIR CLIP**

2,641,266 6/1953 Thatcher 132/277

[75] Inventor: **Samir Patel**, Montebello, Calif.

FOREIGN PATENT DOCUMENTS

[73] Assignee: **California Clips, Inc.**, Van Nuys, Calif.

740681	8/1966	Canada	132/251
600369	11/1925	France	132/224
1929955	12/1969	Germany	132/263
402682	12/1933	United Kingdom	132/277

[**] Term: **14 Years**

[21] Appl. No.: **75,474**

Primary Examiner—Ted Shooman
Assistant Examiner—C. Tuttle
Attorney, Agent, or Firm—William L. Chapin

[22] Filed: **Jun. 23, 1997**

[51] **LOC (6) Cl.** **28-03**

[52] **U.S. Cl.** **D28/40**

[58] **Field of Search** D28/39, 40, 42;
132/273, 276–279, 284, 224, 231, 234,
245, 251, 259, 260, 263, 264

[57] CLAIM

The ornamental design for a ridged flamingo-bill hair clip, as shown and described.

DESCRIPTION

[56] References Cited

U.S. PATENT DOCUMENTS

D. 167,766	9/1952	Olevin	D28/39
D. 203,095	11/1965	Schroeder	D28/40
D. 257,792	1/1981	Chao	D28/40
D. 348,121	6/1994	Park	D28/40
854,901	5/1907	Mooers	132/277
1,731,522	10/1929	Carlson	132/522
2,160,346	5/1939	Valentine	132/277

FIG. 1 is a right side elevational view of a ridged flamingo-bill hair clip according to the present invention, the left side elevation view being mirror symmetric with that of FIG. 1; FIG. 2 is a top plan view thereof; FIG. 3 is a rear elevational view thereof; FIG. 4 is a front elevational view thereof; and, FIG. 5 is a bottom plan view thereof.

1 Claim, 1 Drawing Sheet

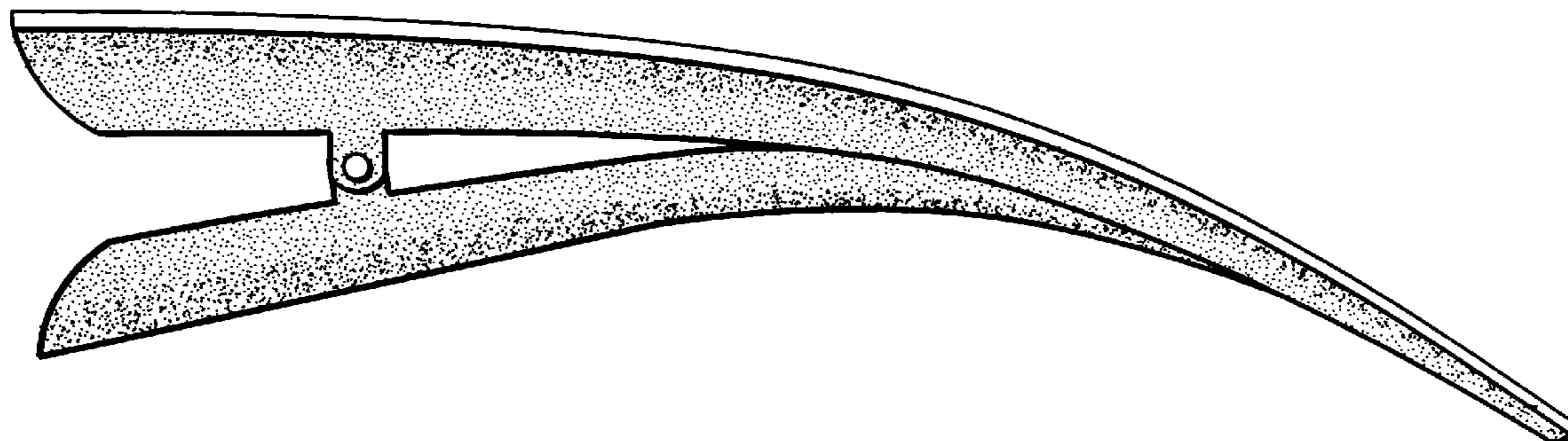


FIG. 1

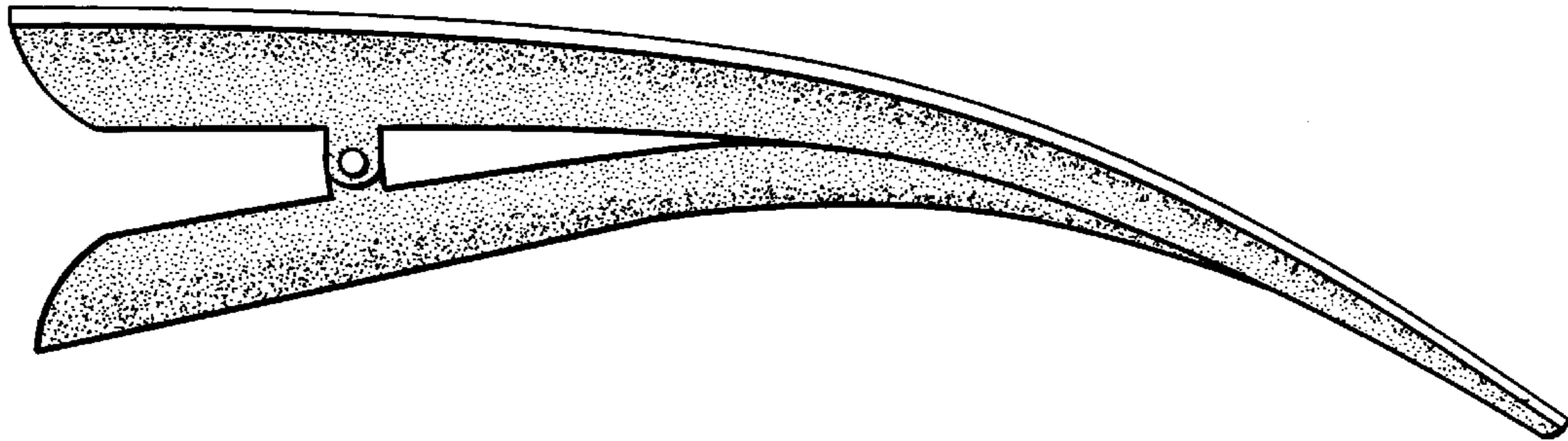


FIG. 2

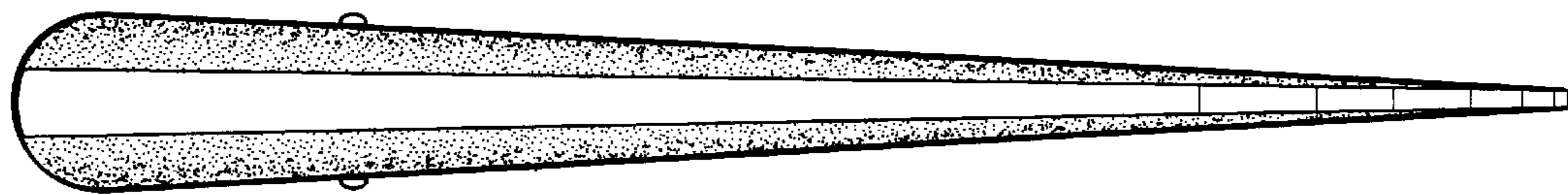


FIG. 3

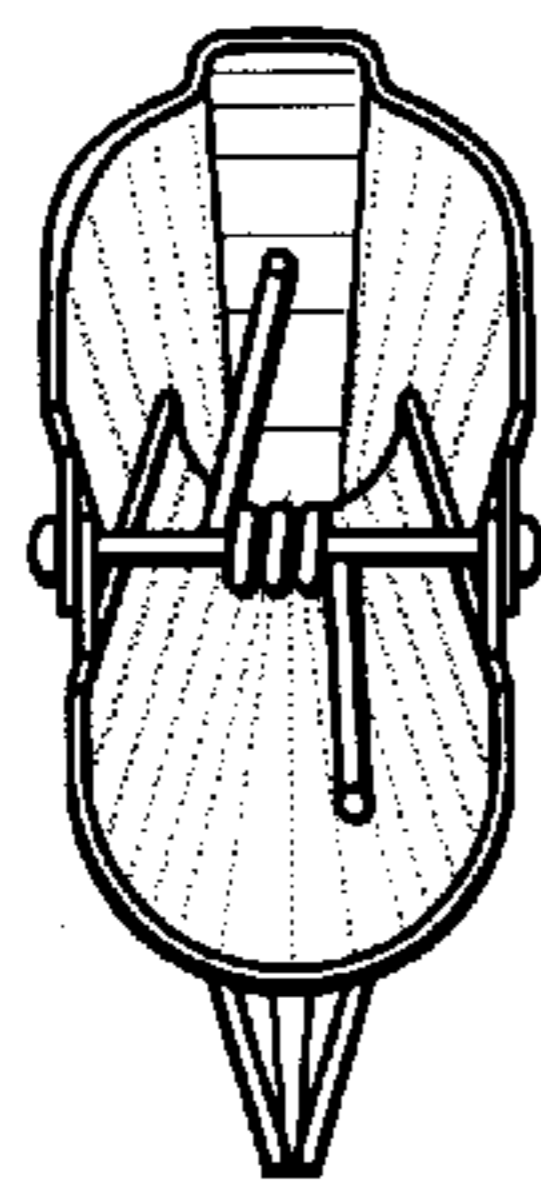


FIG. 4

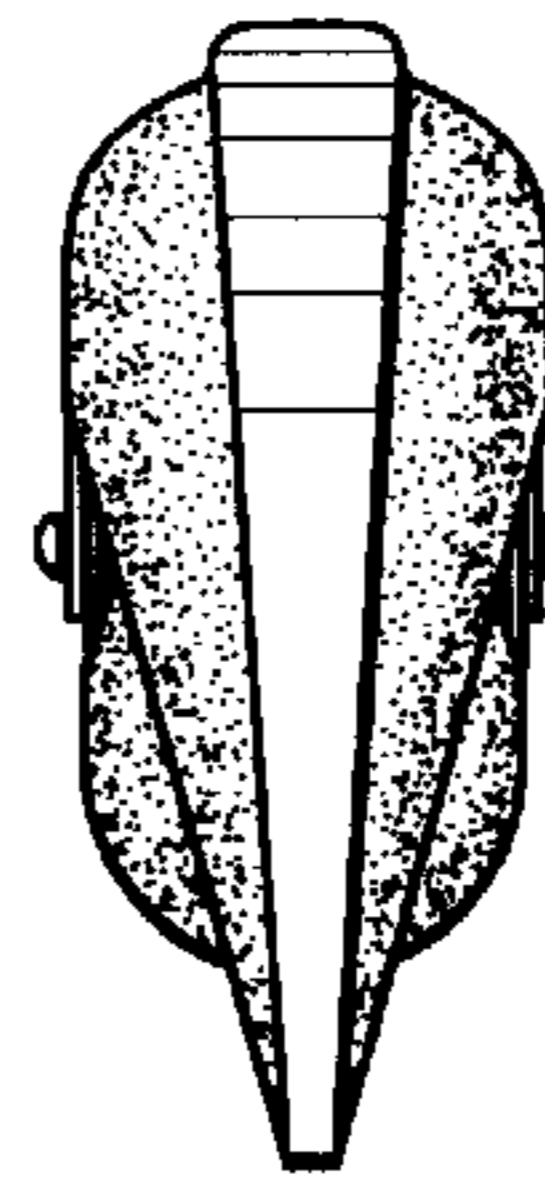


FIG. 5

