



US00D403105S

United States Patent [19]
Dillick, Jr.

[11] **Patent Number: Des. 403,105**
[45] **Date of Patent: **Dec. 22, 1998**

[54] **DOUBLE HEADED CIGARETTE LIGHTER**

[76] Inventor: **Stanley R. Dillick, Jr.**, 4433 Rio Del Oro, Yorba Linda, Calif. 92886

[**] Term: **14 Years**

[21] Appl. No.: **80,588**

[22] Filed: **Dec. 11, 1997**

[51] **LOC (6) Cl.** **27-05**

[52] **U.S. Cl.** **D27/156**

[58] **Field of Search** D27/139, 140, D27/141, 142, 143, 144, 145, 146, 147, 148, 149, 150, 151, 152, 153, 154, 155, 156, 157, 158, 159, 160, 161; 431/127, 128, 142, 143, 253, 254, 256, 277, 276, 273, 146

[56] **References Cited**

U.S. PATENT DOCUMENTS

5,332,387 7/1994 Sheng 431/254

Primary Examiner—Susan J. Lucas
Assistant Examiner—Jennifer Rivard

[57] **CLAIM**

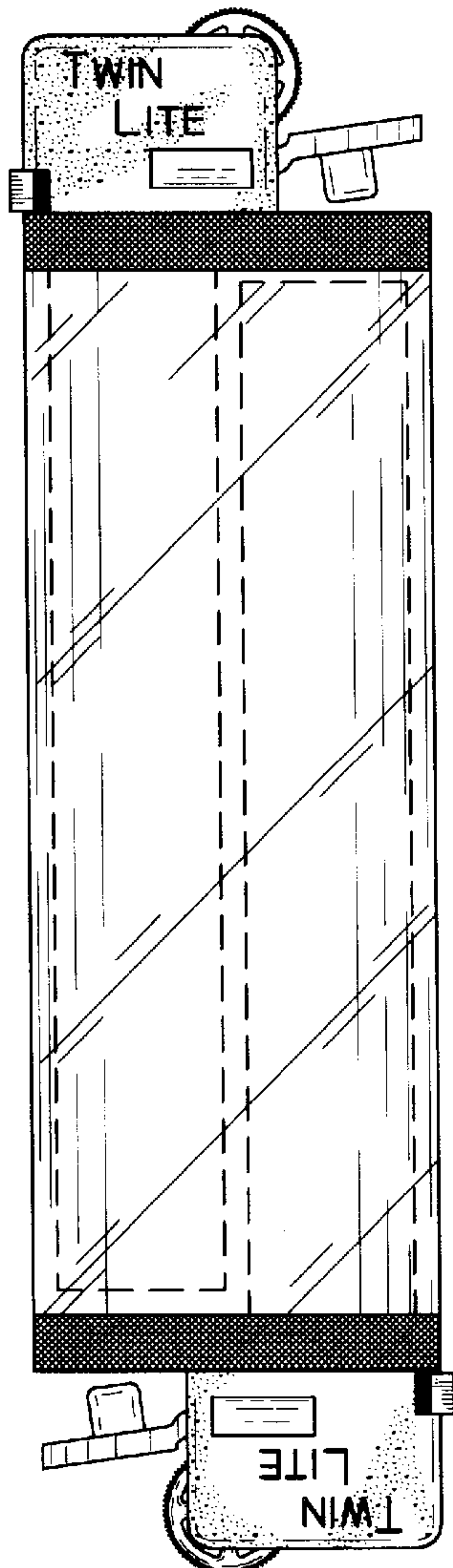
The ornamental design for a double headed cigarette lighter, as shown and described.

DESCRIPTION

FIG. 1 is a front elevation view of the double headed cigarette lighter of the present invention;
FIG. 2 is a back elevation view of the double headed cigarette lighter of FIG. 1;
FIG. 3 is a left side elevation view of the double headed cigarette lighter of FIG. 1;
FIG. 4 is a right side elevation view of the double headed cigarette lighter of FIG. 1;
FIG. 5 is a top plan view of the double headed cigarette lighter of FIG. 1; and,
FIG. 6 is a bottom plan view of the double headed cigarette lighter of FIG. 1.

The broken lines are shown for illustrative purposes only and form no part of the claimed design.

1 Claim, 3 Drawing Sheets



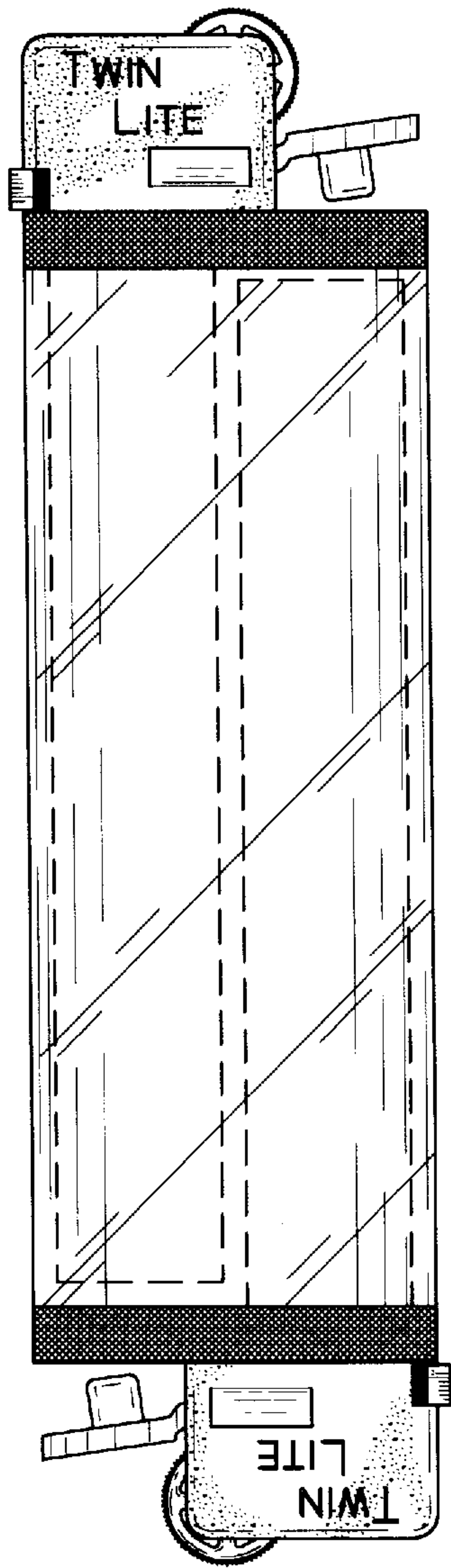


Fig. 1

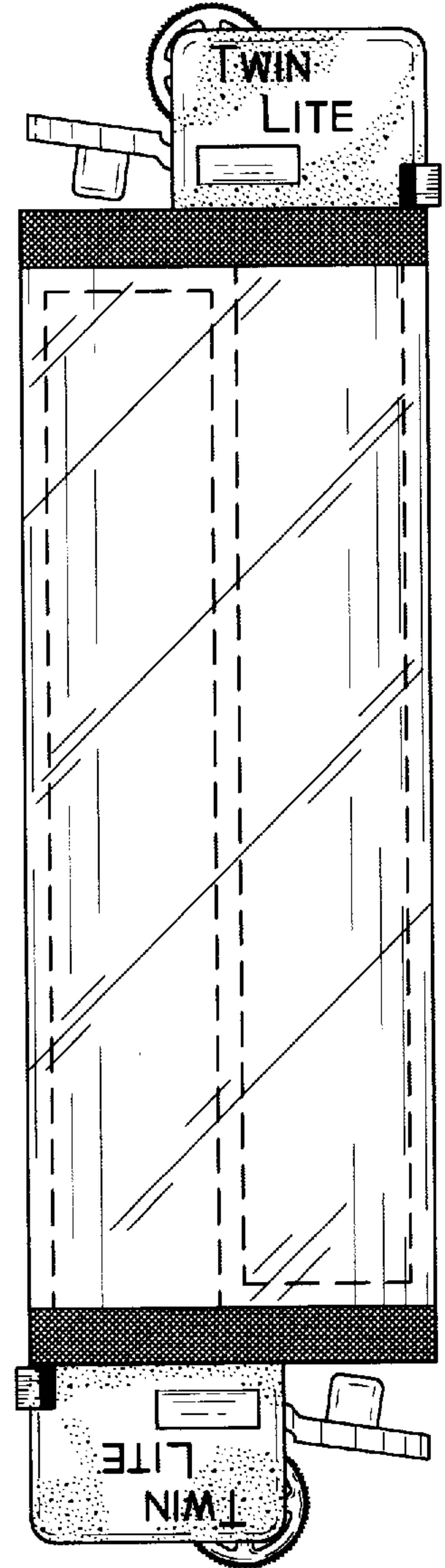


Fig. 2




Fig. 3




Fig. 4

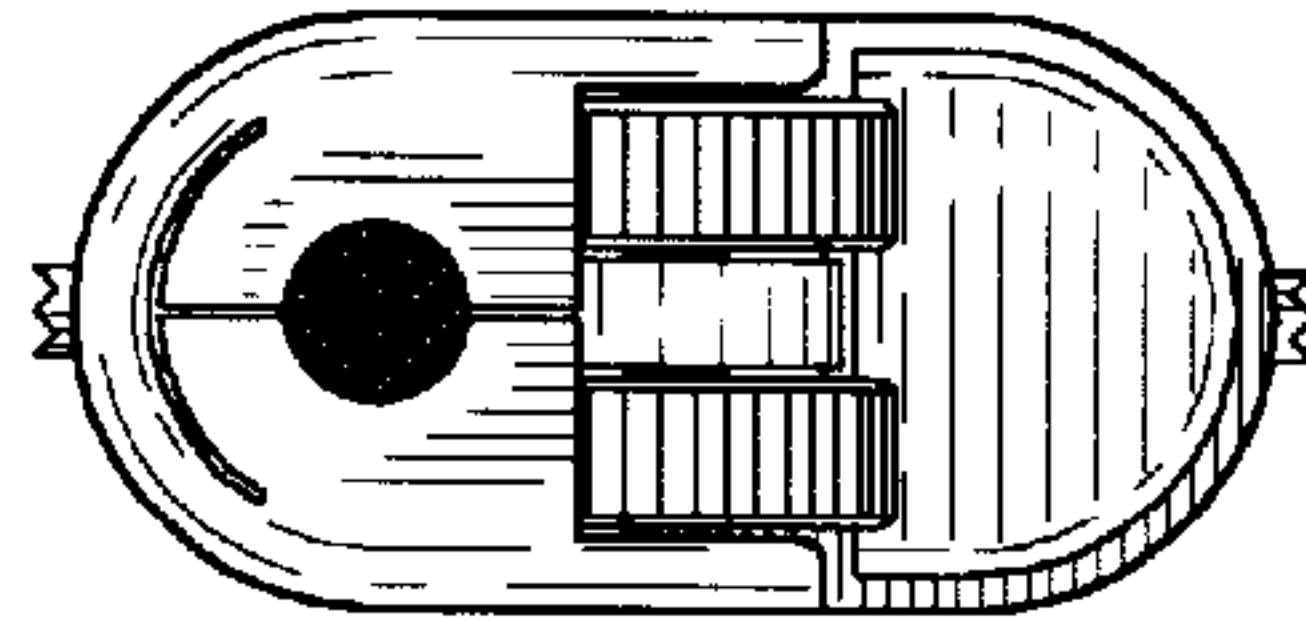


Fig. 5




Fig. 6