



US00D403099S

United States Patent [19]

[11] **Patent Number: Des. 403,099**

Hsu

[45] **Date of Patent: **Dec. 22, 1998**

[54] **FLOOR LAMP**

D. 315,031 2/1991 Berry, Jr. D26/105
D. 328,152 7/1992 Benghozi D26/106
4,775,922 10/1988 Engel 362/414 X

[75] Inventor: **Keen Hsu**, Taichung, Taiwan

[73] Assignee: **Bright Yin Huey Co., Ltd.**, Taichung, Taiwan

Primary Examiner—Susan J. Lucas
Attorney, Agent, or Firm—Bacon & Thomas

[**] Term: **14 Years**

[57] CLAIM

[21] Appl. No.: **80,311**

The ornamental design for a floor lamp, as shown and described.

[22] Filed: **Dec. 4, 1997**

DESCRIPTION

[51] **LOC (6) Cl.** **26-05**

FIG. 1 is a perspective view of floor lamp showing my new design;

[52] **U.S. Cl.** **D26/112**

FIG. 2 is a front elevation view thereof;

[58] **Field of Search** D26/93, 102-112;
362/410-414

FIG. 3 is a rear elevation view thereof;

FIG. 4 is a left side elevation view thereof;

FIG. 5 is a right side elevation view thereof;

FIG. 6 is a top plan view thereof; and,


FIG. 7 is a bottom view thereof.

[56] References Cited

U.S. PATENT DOCUMENTS

D. 76,276 9/1928 Woler D26/105
D. 79,511 10/1929 Edmondson D26/102

1 Claim, 4 Drawing Sheets






FIG. 1




FIG. 2




FIG. 3




FIG. 4




FIG. 5

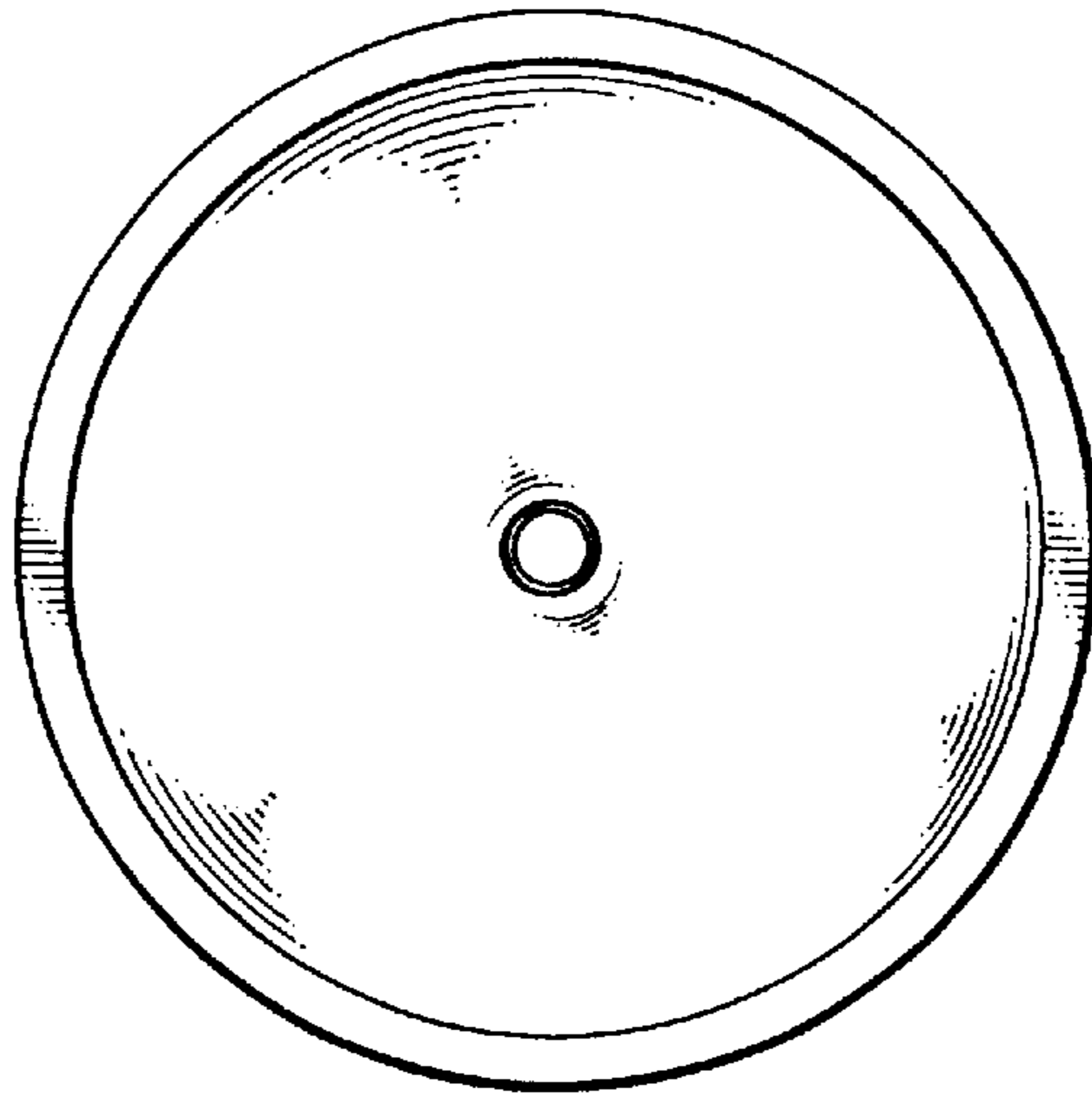


FIG. 6

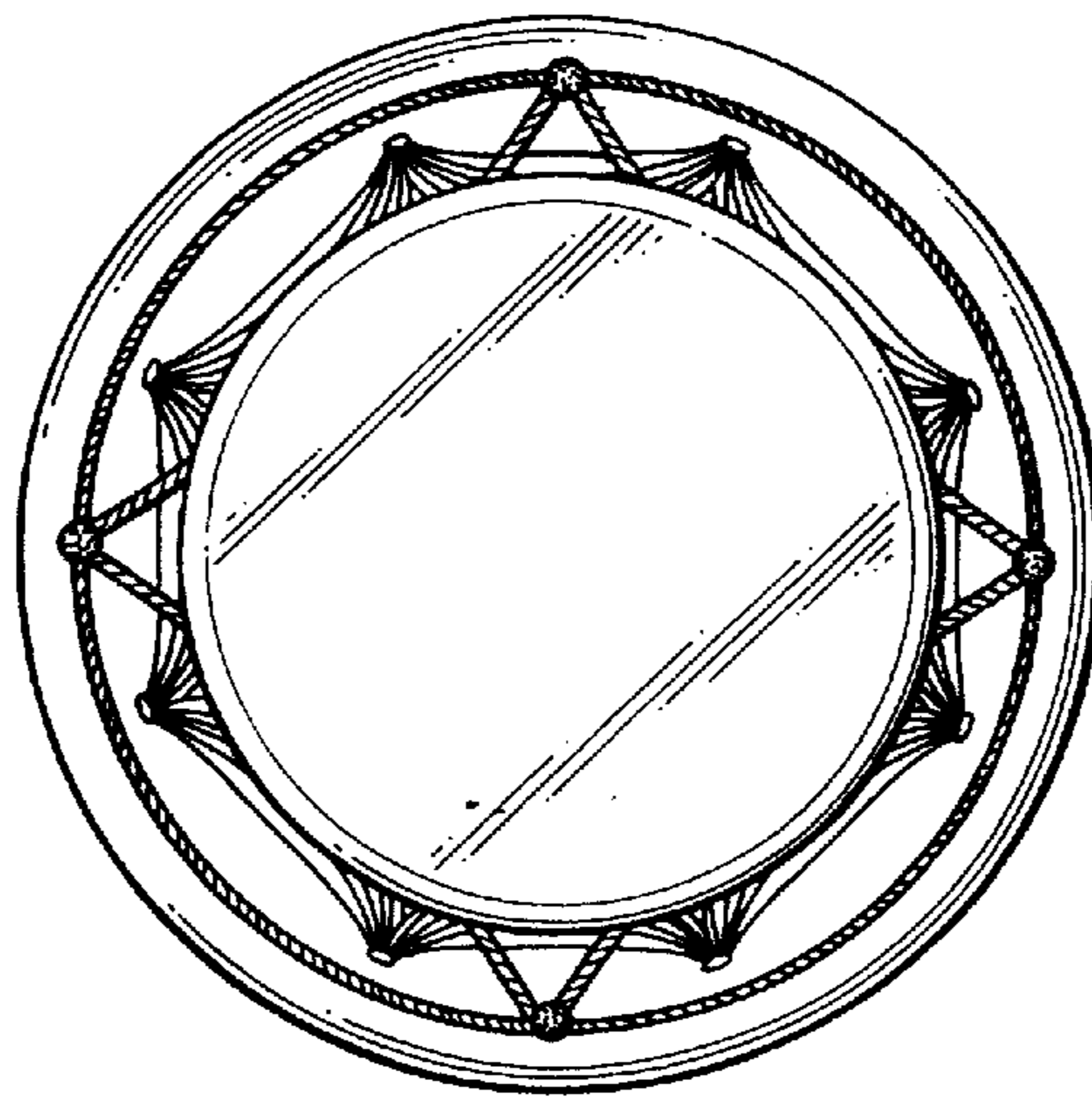


FIG. 7