

US00D403068S

**United States Patent** [19]  
**England**

[11] **Patent Number: Des. 403,068**

[45] **Date of Patent: \*\*Dec. 22, 1998**

[54] **DEVICE FOR REMOVING CONTACT LENS**

5,732,990 3/1998 Yavitz et al. .... 294/1.2

[76] Inventor: **Robert C. England**, 1024 Military Rd.,  
Zanesville, Ohio 43701

*Primary Examiner*—Pamela Burgess  
*Attorney, Agent, or Firm*—Diller, Ramik & Wight, PC

[\*\*] Term: **14 Years**

[57] **CLAIM**

[21] Appl. No.: **60,494**

The ornamental design for a device for removing soft contact lens, substantially as shown and described.

[22] Filed: **Sep. 30, 1996**

**DESCRIPTION**

[51] **LOC (6) Cl.** ..... **24-02**

[52] **U.S. Cl.** ..... **D24/150; D24/119**

[58] **Field of Search** ..... D24/150, 119,  
D24/120; 604/294-302, 902; 294/1, 2,  
25; 128/303 R, 321; 206/5.1; 15/214; 134/901

FIG. 1 is a perspective view of a device for removing soft contact lens showing my new design;  
FIG. 2 is a bottom plan view thereof;  
FIG. 3 is a top plan view thereof;  
FIG. 4 is a left-side elevational view thereof;  
FIG. 5 is a right-side elevational view thereof;  
FIG. 6 is an end elevational view thereof looking from right-to-left in FIG. 4; and,  
FIG. 7 is an end elevational view thereof looking from left-to-right in FIG. 4.

[56] **References Cited**

**U.S. PATENT DOCUMENTS**

- D. 196,610 10/1963 Kolbeck ..... D24/150
- D. 281,210 11/1985 Roberts ..... D6/601
- D. 370,257 5/1996 Christopher ..... D24/120
- 4,190,277 2/1980 England .

**1 Claim, 2 Drawing Sheets**




FIG. 1




FIG. 2

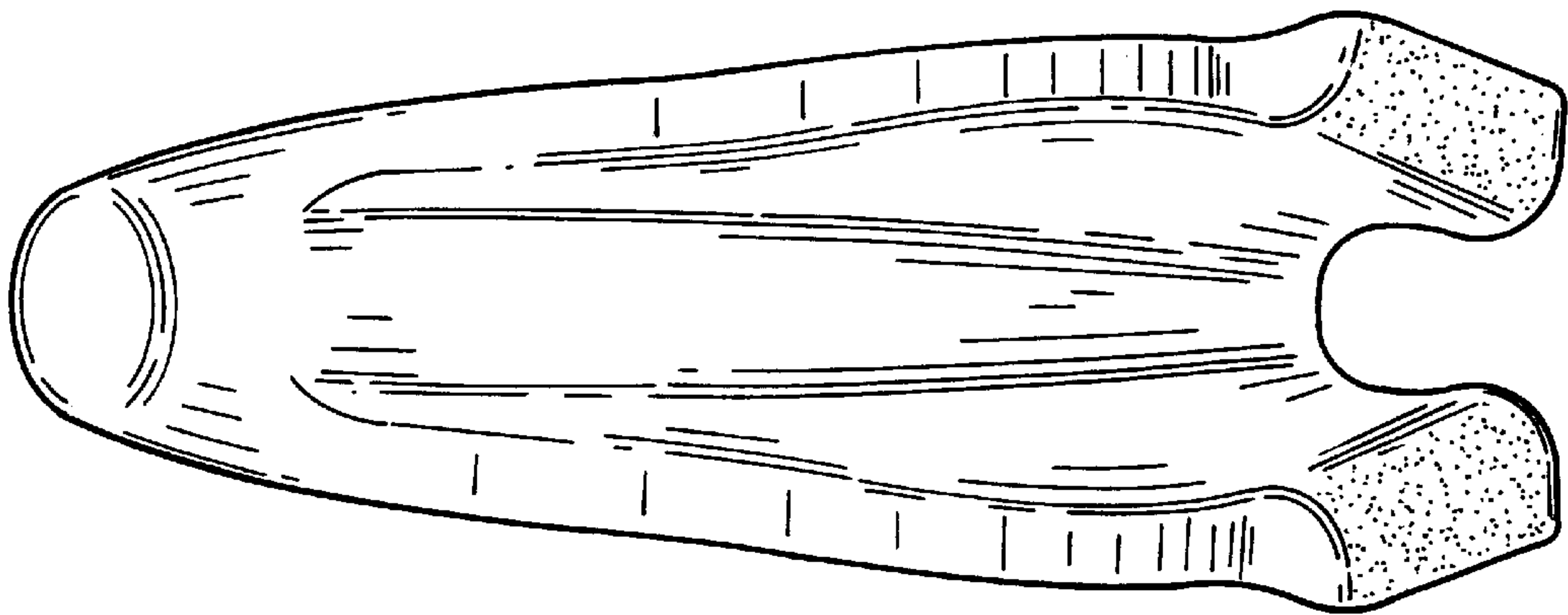
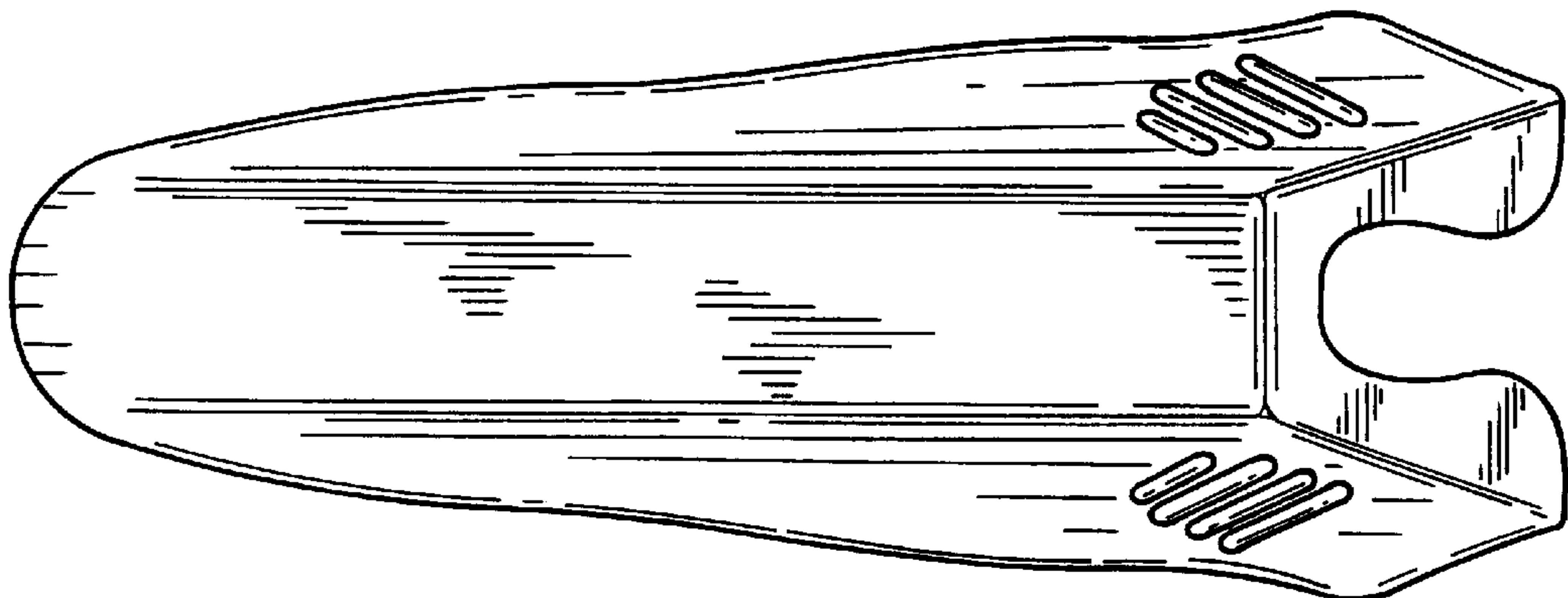


FIG. 3






FIG. 4

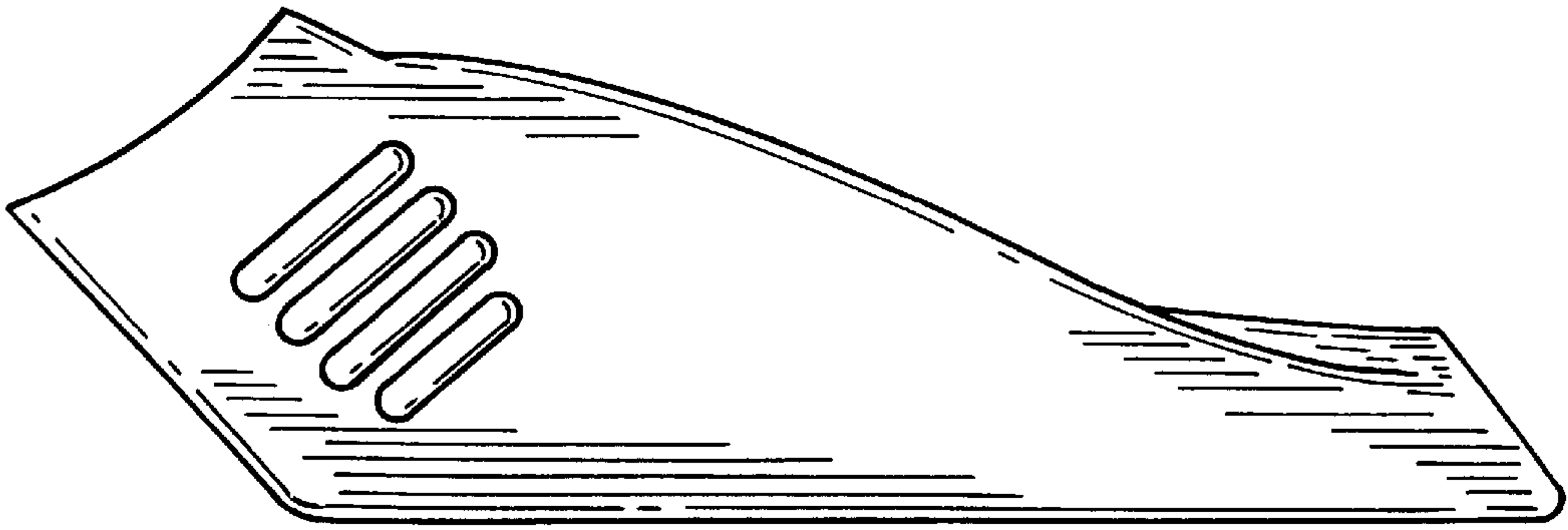


FIG. 5

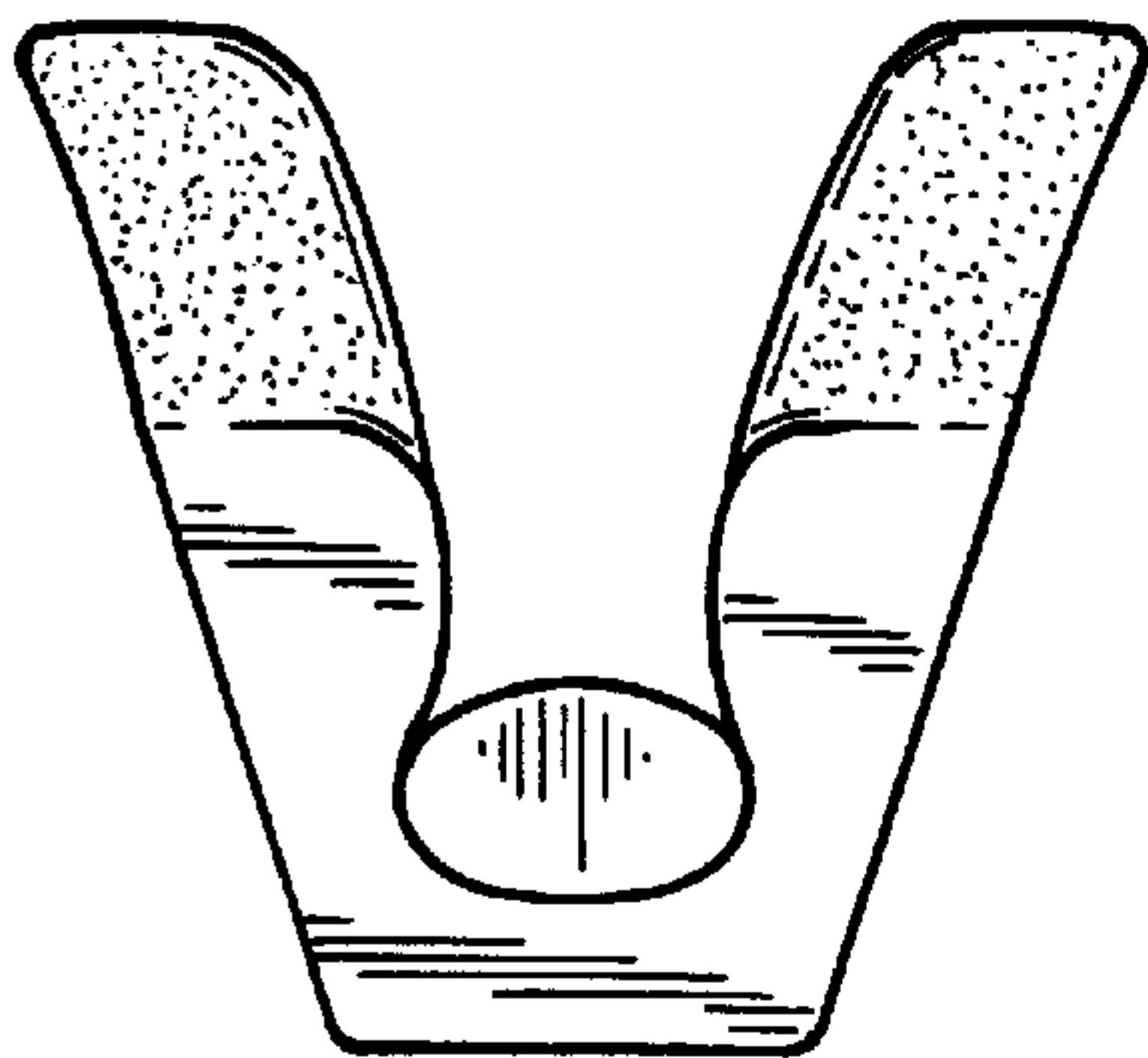


FIG. 6

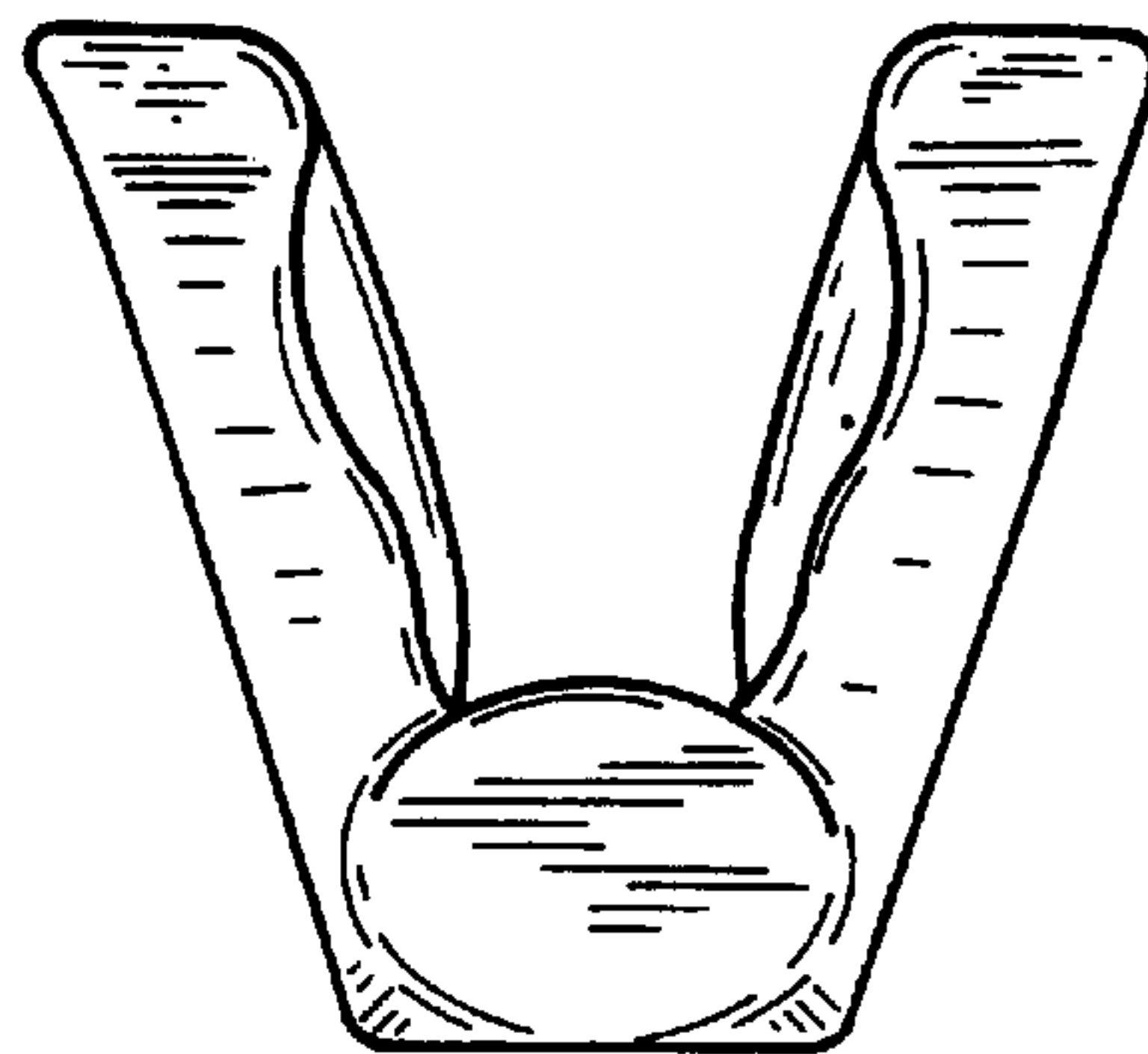


FIG. 7