



US00D403063S

United States Patent [19]

Brandhorst et al.

[11] **Patent Number: Des. 403,063**

[45] **Date of Patent: **Dec. 22, 1998**

[54] **EJECTOR HOLDER FOR A SYRINGE-TYPE CARTRIDGE**

[75] Inventors: **Gerd Brandhorst**, Landsberg; **Klaus Hammen**, Gilching, both of Germany

[73] Assignee: **Thera Patent GmbH & Co.**, Seefeld, Germany

[**] Term: **14 Years**

[21] Appl. No.: **66,893**

[22] Filed: **Feb. 25, 1997**

[30] **Foreign Application Priority Data**

Sep. 2, 1996 [DE] Germany M 96 07 559.7

[51] **LOC (6) Cl.** **24-02**

[52] **U.S. Cl.** **D24/113**

[58] **Field of Search** D24/111, 112, D24/138, 133, 113, 141; 604/264, 263, 280, 284, 283, 174, 177, 180, 256, 164, 23, 27, 38; 606/83; 433/90, 89

[56] **References Cited**

U.S. PATENT DOCUMENTS

- D. 320,276 9/1991 Baum D24/113
- D. 350,605 9/1994 Williams D24/133
- D. 352,108 11/1994 Mohiuddin D24/112
- D. 392,037 3/1998 Musgrave et al. D24/112

- 2,922,420 1/1960 Cheng .
- 4,295,828 10/1981 Rudler .
- 4,445,893 5/1984 Bodicky 604/117 X
- 4,655,226 4/1987 Lee .
- 5,249,716 10/1993 O'Sullivan .
- 5,562,619 10/1996 Mirarchi et al. 604/264

FOREIGN PATENT DOCUMENTS

2110463 12/1972 Germany .

Primary Examiner—Susan J. Lucas
Assistant Examiner—Cynthia F. Ramirez
Attorney, Agent, or Firm—Baker & Botts, L.L.P.

[57] **CLAIM**

The ornamental design for an ejector holder for a syringe-type cartridge, as shown and described.

DESCRIPTION

FIG. 1 is a front elevational view of an ejector holder for a syringe-type cartridge embodying our new design; FIG. 2 is a rear elevational view of the ejector holder shown in FIG. 1; FIG. 3 is an elevational view of the right side of the ejector holder shown in FIGS. 1 and 2 and is a mirror image of the left side thereof; FIG. 4 is a top plan view side of the ejector holder shown in FIGS. 1 to 3; and, FIG. 5 is a bottom plan view side of the ejector holder shown in FIGS. 1 to 4.

1 Claim, 1 Drawing Sheet

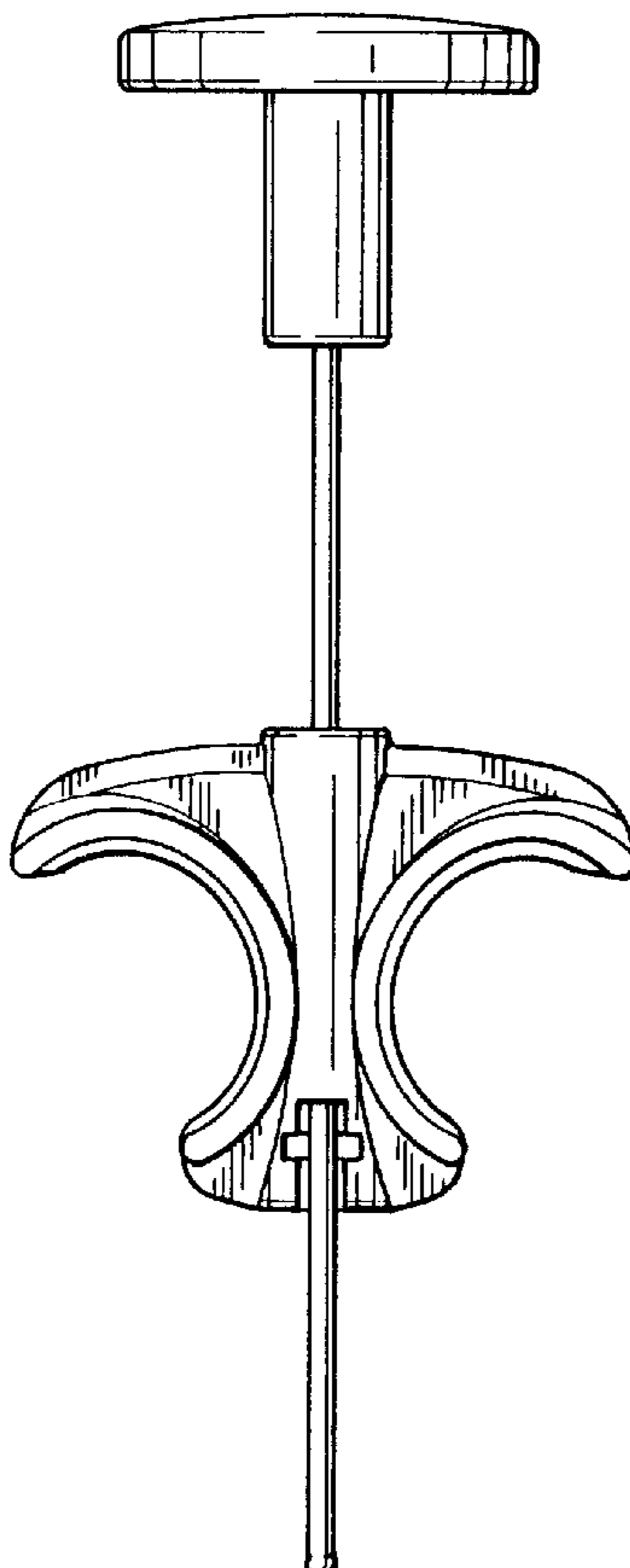


Fig. 5

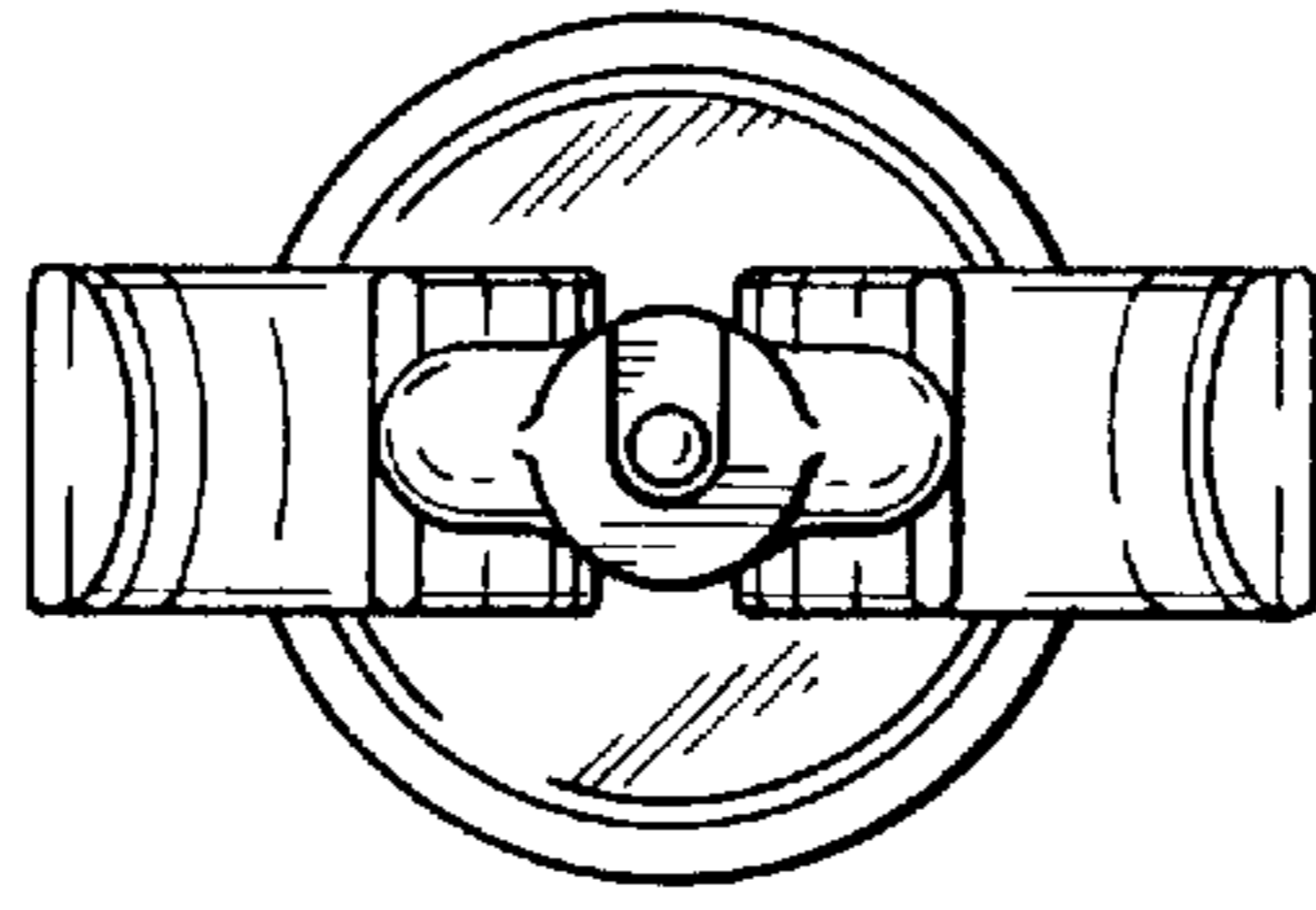


Fig. 3

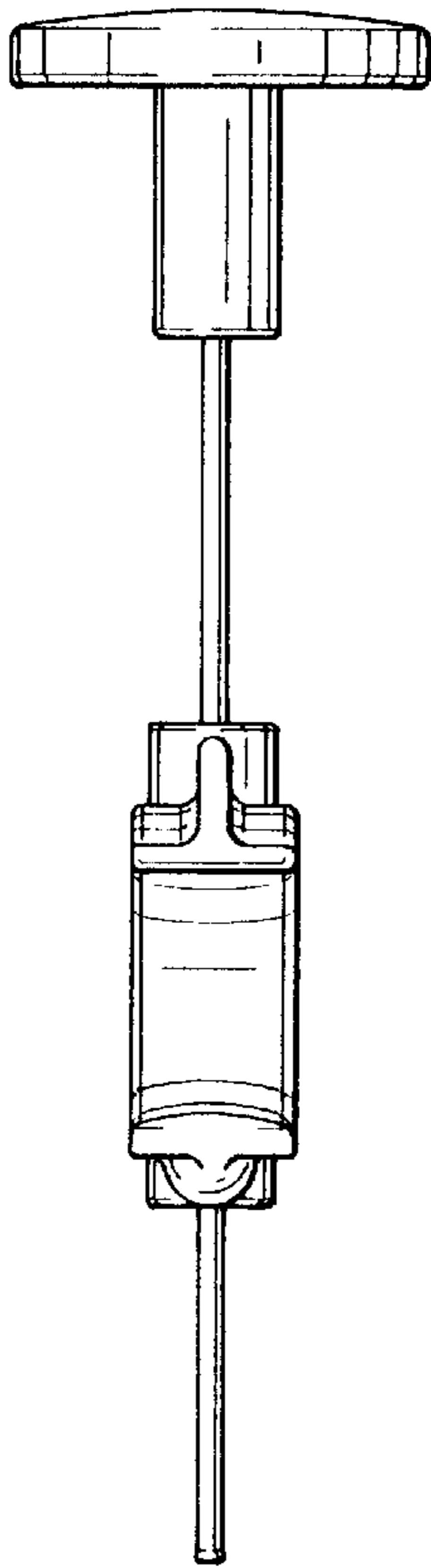


Fig. 1

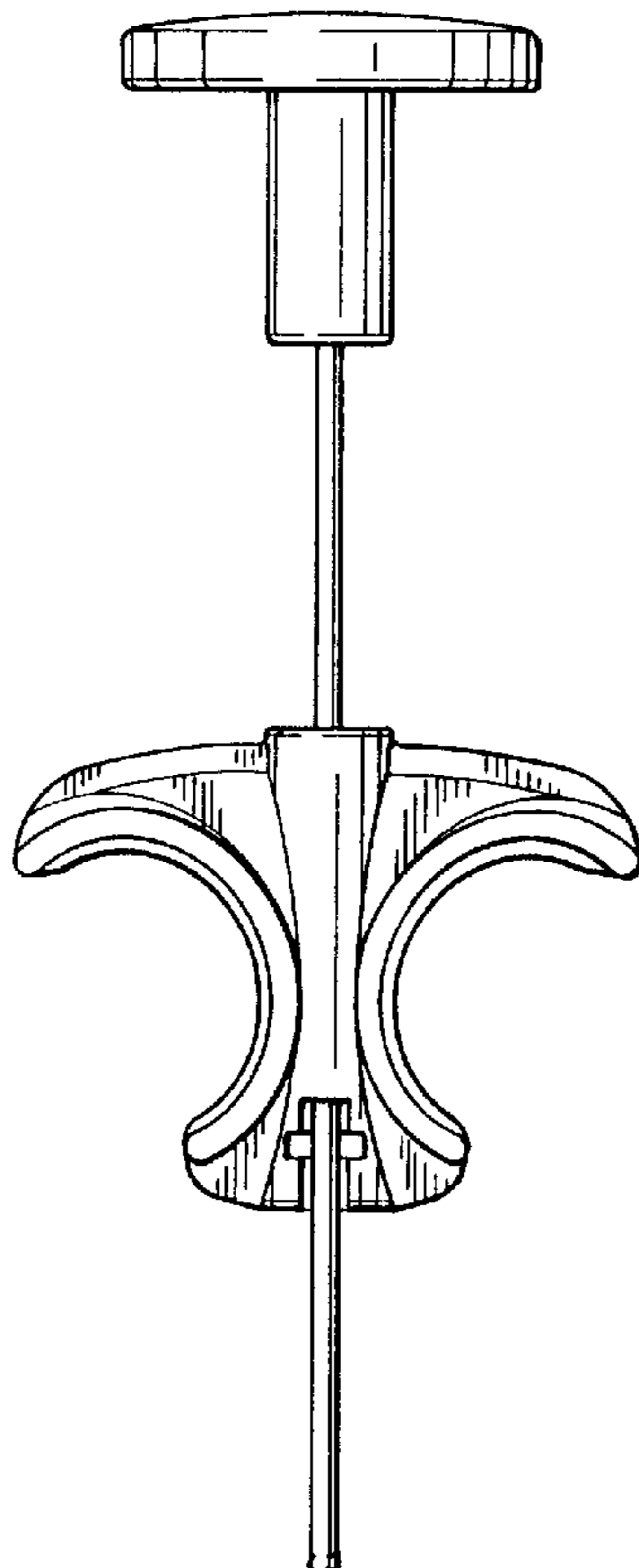


Fig. 2

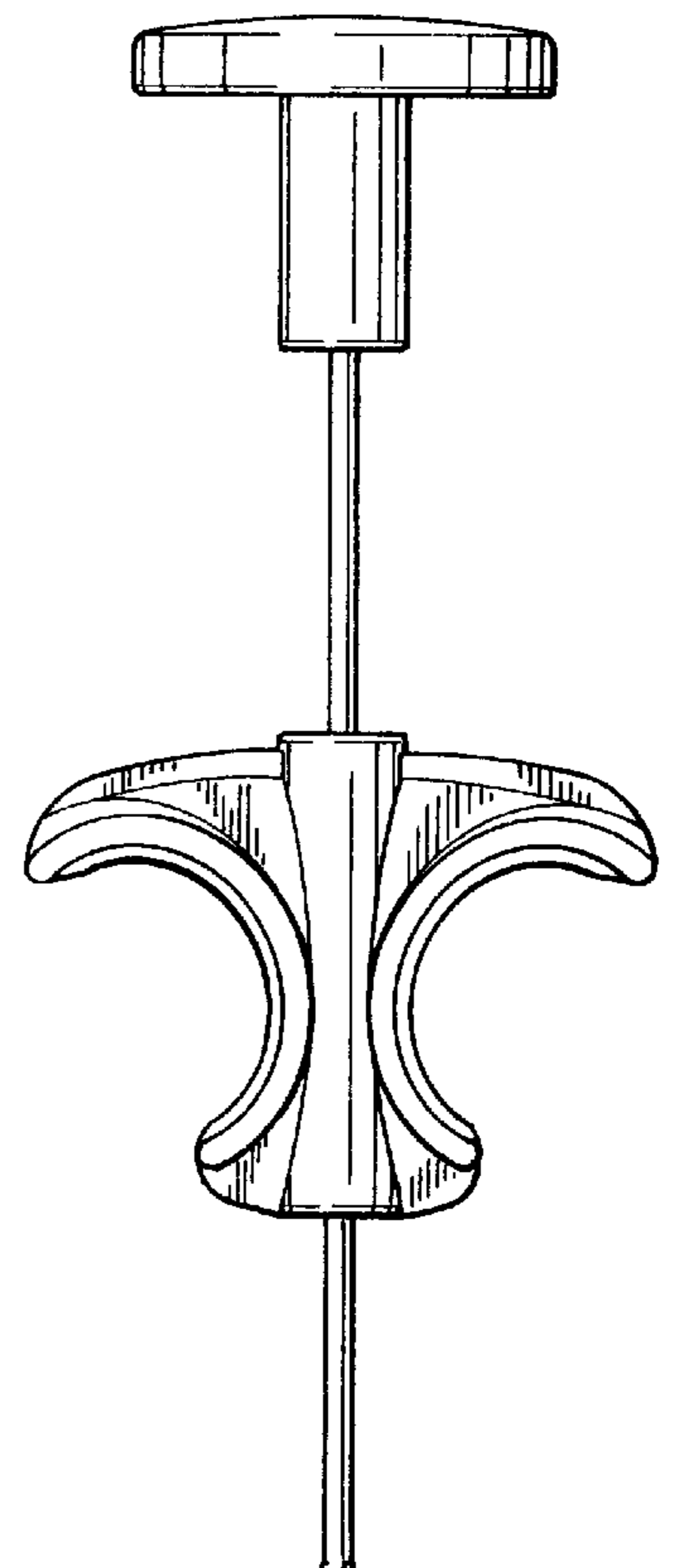


Fig. 4

