



US00D403055S

**United States Patent** [19]  
**Nguyen**

[11] **Patent Number: Des. 403,055**  
[45] **Date of Patent: \*\*Dec. 22, 1998**

[54] **SPOUT BODY**

[75] Inventor: **Luan Nguyen**, Morristown, N.J.

[73] Assignee: **American Standard Inc.**, Piscataway, N.J.

[\*\*] Term: **14 Years**

[21] Appl. No.: **69,133**

[22] Filed: **Apr. 11, 1997**

[51] **LOC (6) Cl.** ..... **23-01**

[52] **U.S. Cl.** ..... **D23/255**

[58] **Field of Search** ..... D23/238-243,  
D23/250-257; 4/675-678; 137/801

[56] **References Cited**

**U.S. PATENT DOCUMENTS**

- D. 313,646 1/1991 Selberg et al. .... D23/255
- D. 324,416 3/1992 Stairs, Jr. et al. .... D23/255

- D. 350,812 9/1994 Kolada et al. .... D23/255
- D. 389,898 1/1998 Delker et al. .... D23/255
- D. 389,899 1/1998 Nguyen et al. .... D23/255

*Primary Examiner*—Doris V. Coles  
*Assistant Examiner*—Eric Watterson

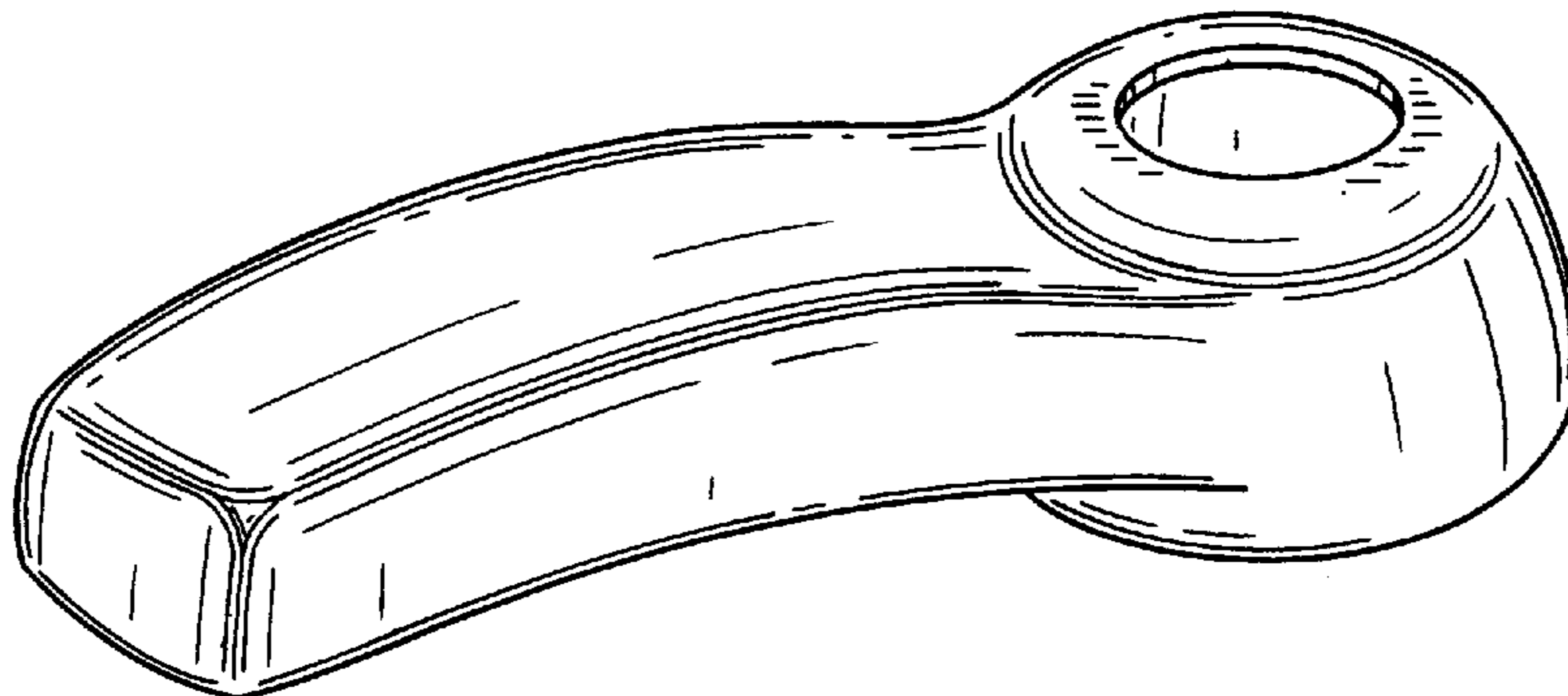
[57] **CLAIM**

The ornamental design for a spout body, as shown and described.

**DESCRIPTION**

FIG. 1 is a perspective view of a spout body showing my new design;  
FIG. 2 is a right side elevational view thereof, the left side being a mirror image of the right side;  
FIG. 3 is a rear elevational view thereof;  
FIG. 4 is a front elevational view thereof;  
FIG. 5 is a top plan view thereof; and,  
FIG. 6 is a bottom plan view thereof.

**1 Claim, 2 Drawing Sheets**



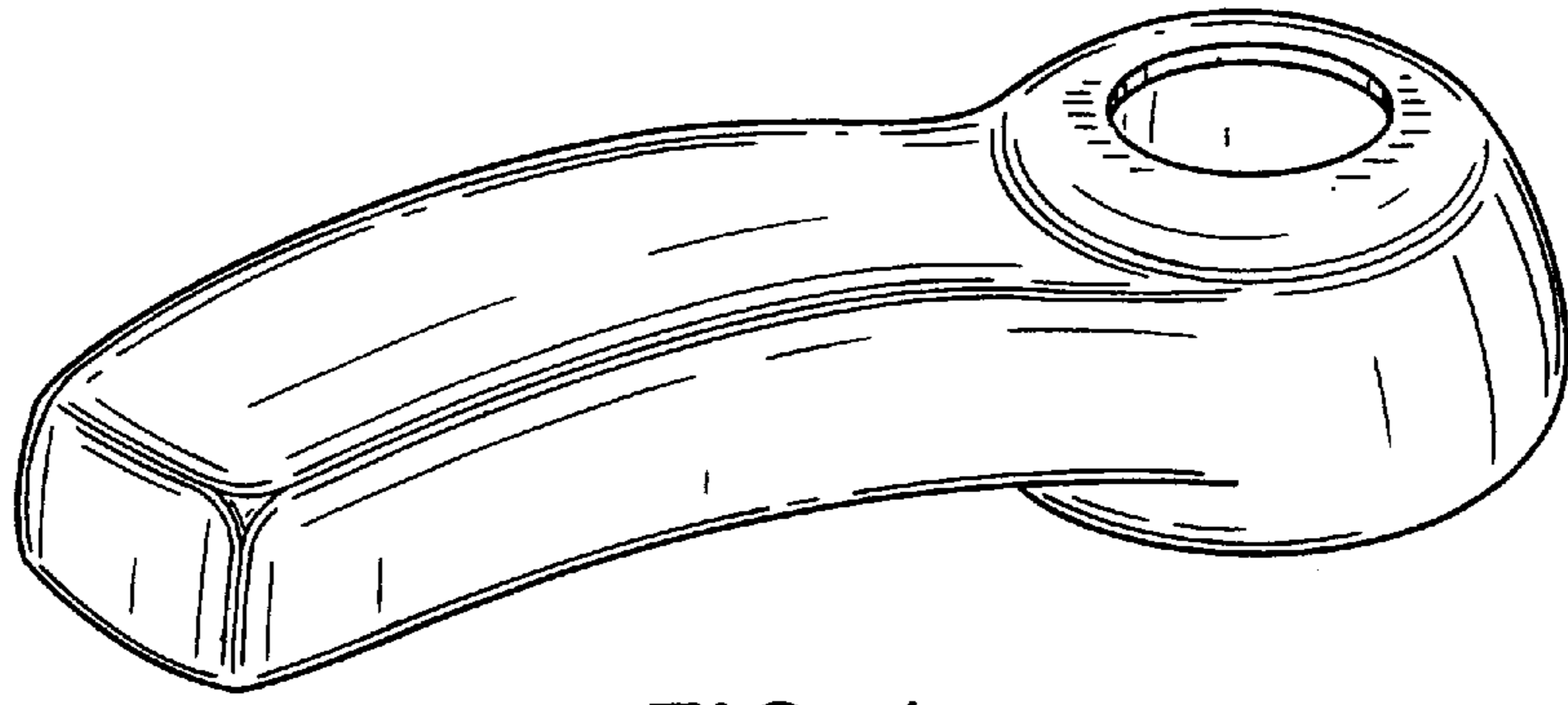


FIG. 1




FIG. 2

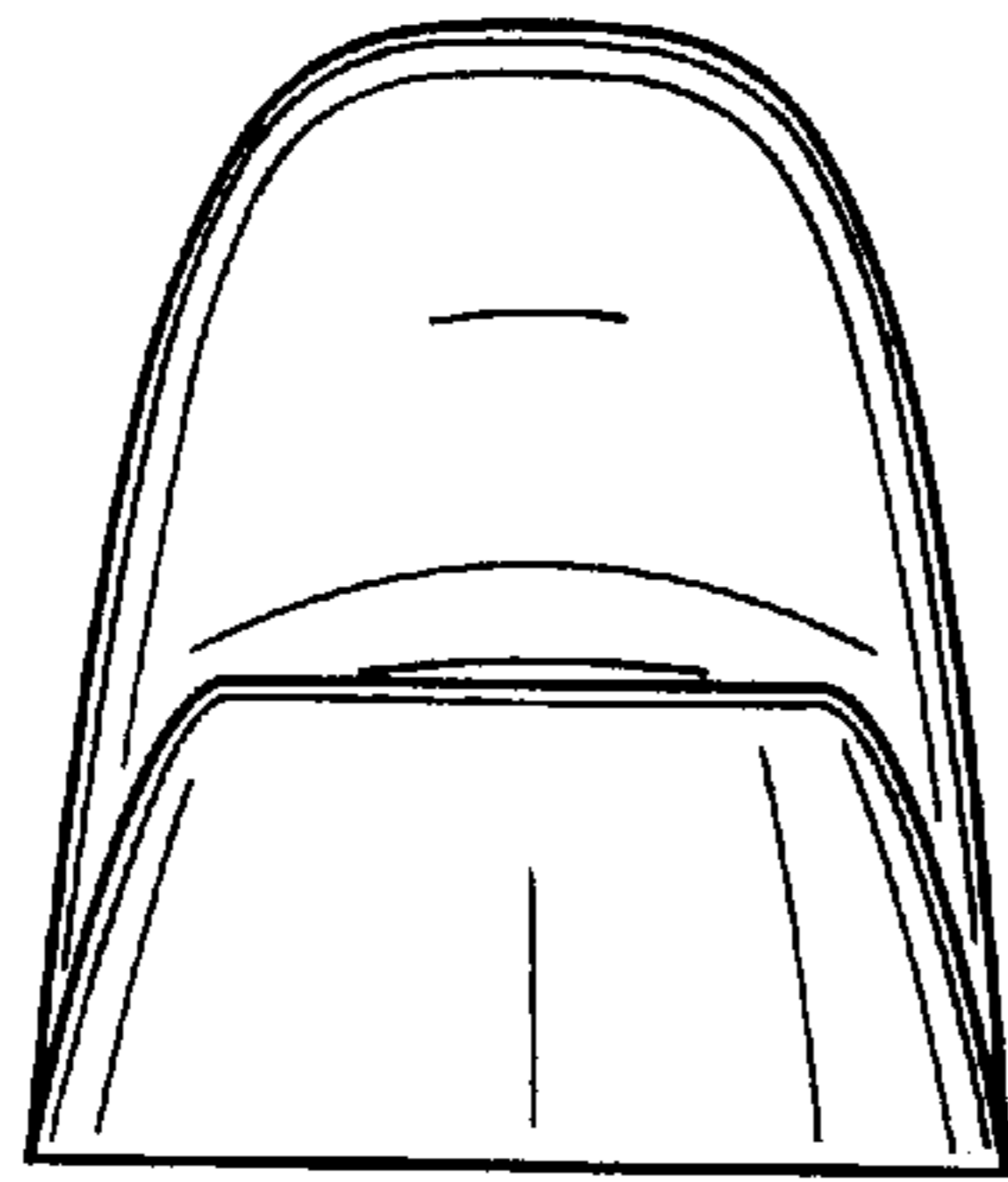


FIG. 3




FIG. 4




FIG. 5

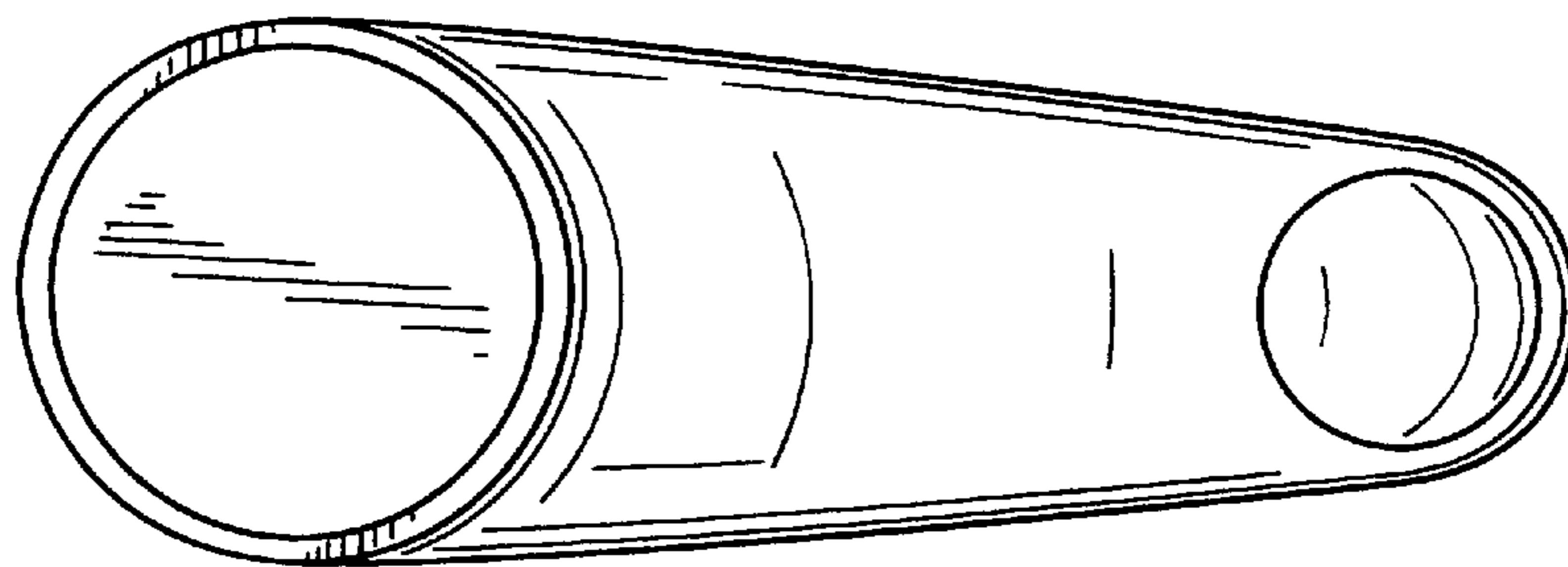


FIG. 6