



US00D403053S

United States Patent [19]

Biller et al.

[11] **Patent Number: Des. 403,053**

[45] **Date of Patent: **Dec. 22, 1998**

[54] **FAUCET HANDLE**

[75] Inventors: **Rudi Biller; Frank Haase**, both of Iserlohn, Germany

[73] Assignee: **Friedrich Grohe AG**, Hemer, Germany

[**] Term: **14 Years**

[21] Appl. No.: **71,980**

[22] Filed: **Jun. 10, 1997**

[30] **Foreign Application Priority Data**

Jan. 10, 1997 [DE] Germany M 97 00 181.3

[51] **LOC (6) Cl.** **23-01**

[52] **U.S. Cl.** **D23/252**

[58] **Field of Search** D23/238-243, D23/250-257; 4/675-678; 137/801

[56] **References Cited**

U.S. PATENT DOCUMENTS

D. 228,907 10/1973 Jones et al. D23/252

D. 242,921 1/1977 Bake et al. D23/250
D. 290,163 6/1987 Kohler et al. D23/252
D. 333,510 2/1993 Haug et al. D23/252

Primary Examiner—Doris V. Coles
Assistant Examiner—Eric Watterson
Attorney, Agent, or Firm—Herbert Dubno

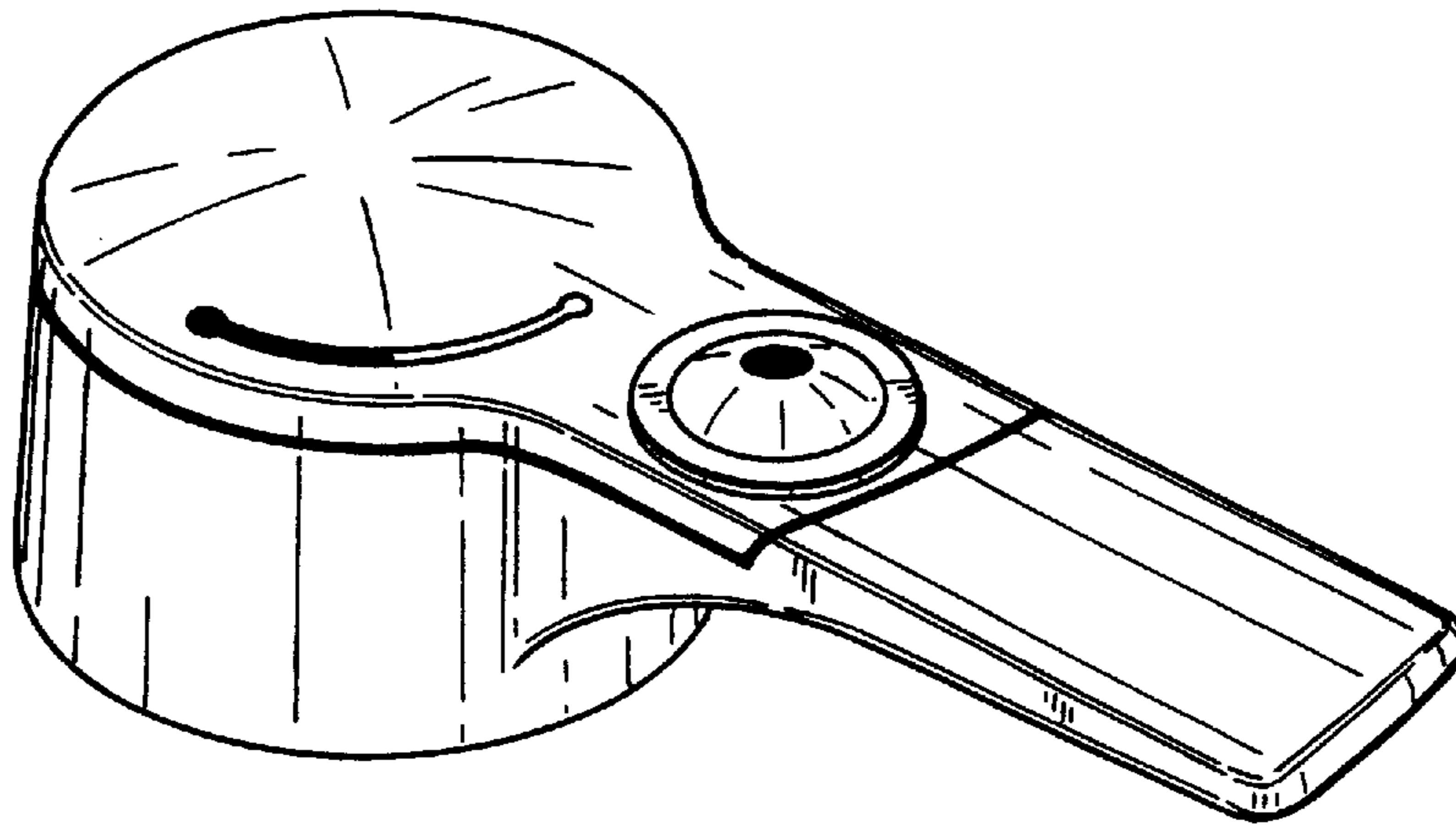
[57] **CLAIM**

The ornamental design for a faucet handle, as shown.

DESCRIPTION

FIG. 1 is a top, front left side perspective view of a faucet handle showing our new design;
FIG. 2 is a front elevational view thereof;
FIG. 3 is a right side elevational view thereof;
FIG. 4 is a top view thereof;
FIG. 5 is a left side elevational view thereof;
FIG. 6 is a bottom view thereof; and,
FIG. 7 is a rear view thereof.

1 Claim, 2 Drawing Sheets



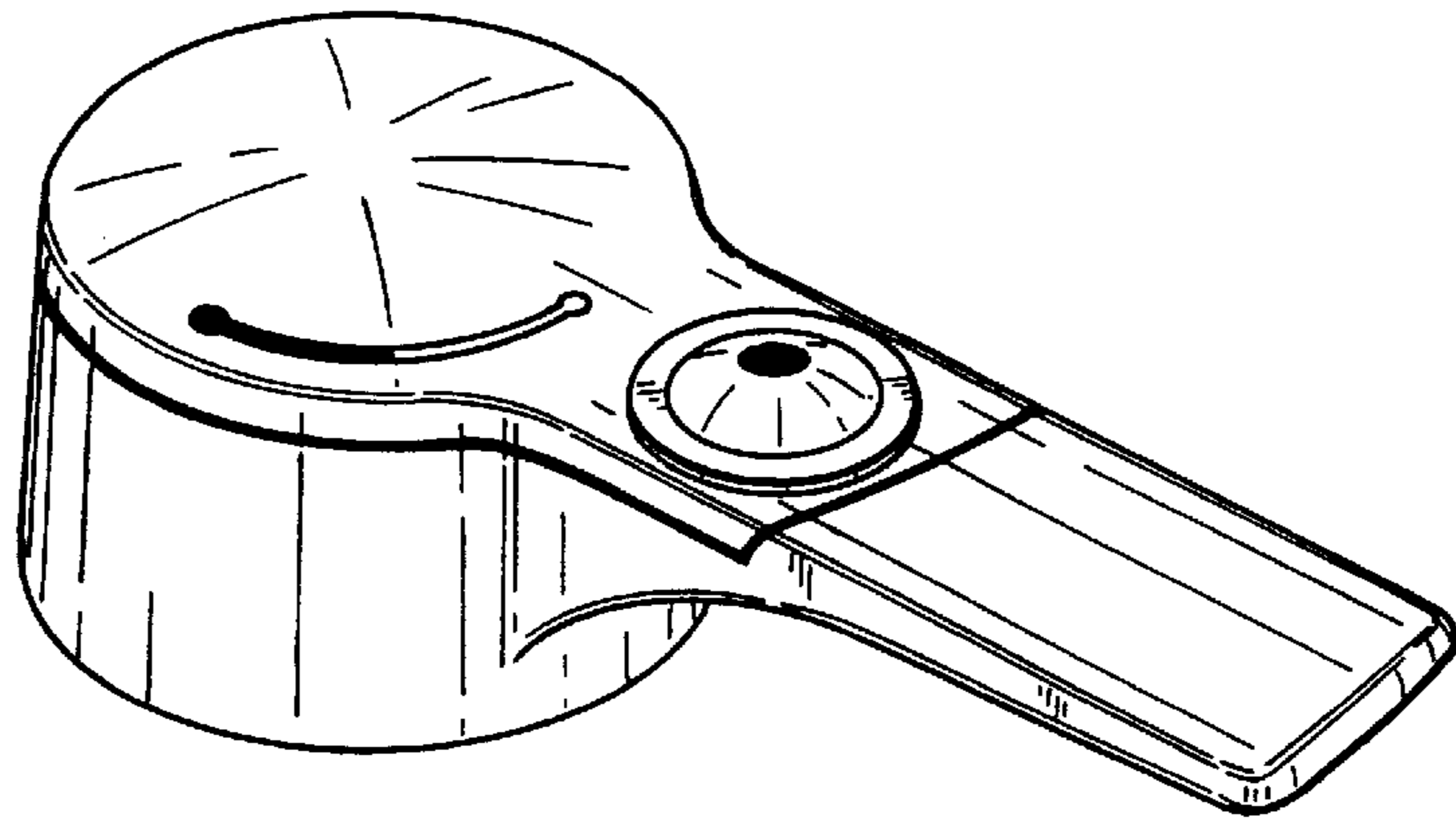


FIG. 1




FIG. 2




FIG. 3

FIG. 4

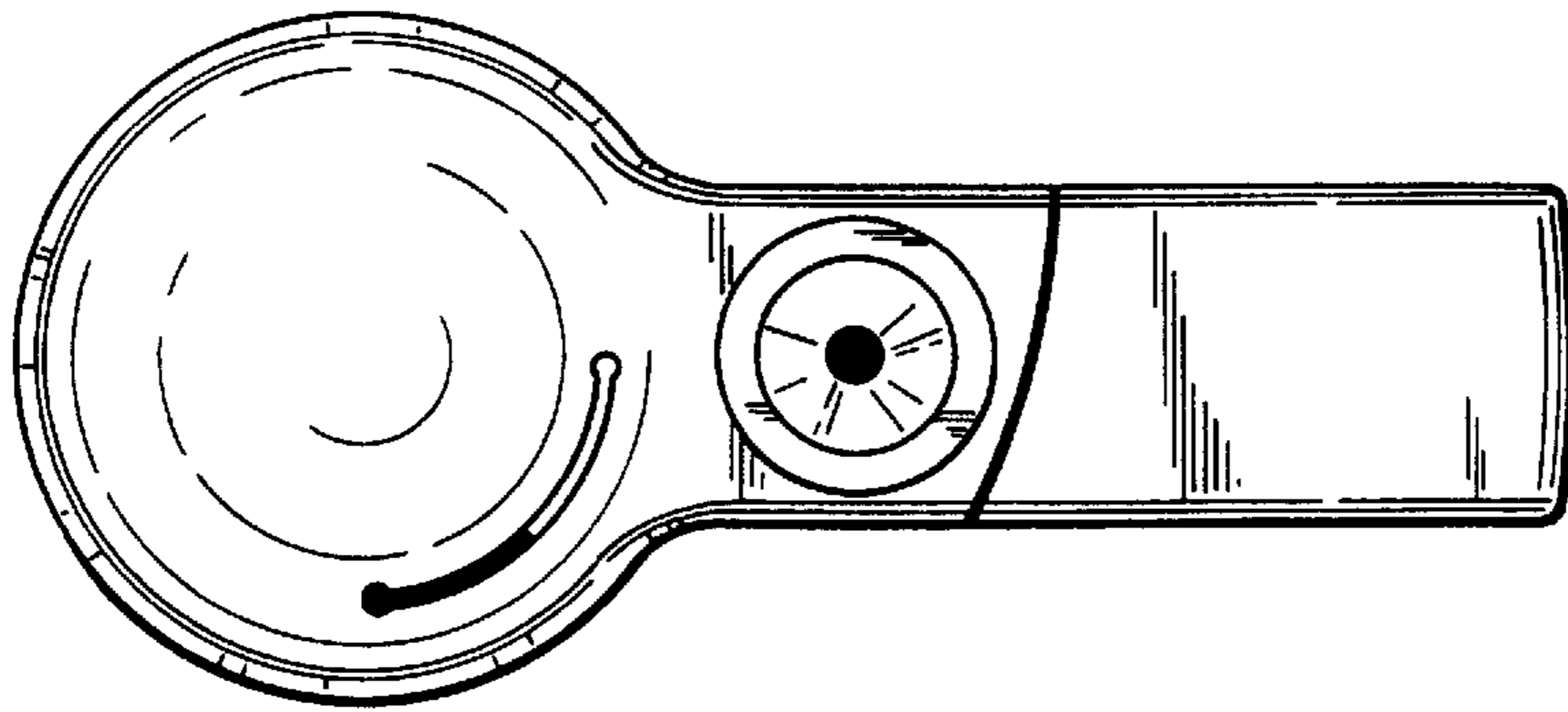


FIG. 5





FIG. 7

FIG. 6

