

US00D403045S

United States Patent [19]
Yamamoto et al.

[11] **Patent Number: Des. 403,045**
[45] **Date of Patent: **Dec. 22, 1998**

[54] **REEL SEAT FOR FISHING ROD**
[75] Inventors: **Shigeru Yamamoto**, Higashikurume;
Shinya Takizawa, Musashino; **Teiji**
Matsubara, Higashikurume, all of
Japan
[73] Assignee: **Daiwa Seiko, Inc.**, Tokyo, Japan
[**] Term: **14 Years**
[21] Appl. No.: **78,471**
[22] Filed: **Oct. 27, 1997**
[30] **Foreign Application Priority Data**
Apr. 30, 1997 [JP] Japan 9-53062
[51] **LOC (6) Cl.** **22-05**
[52] **U.S. Cl.** **D22/142**
[58] **Field of Search** D22/142, 137,
D22/139, 138; 43/20, 22, 18.1

D. 390,625 2/1988 Oyama et al. D22/142
D. 391,621 3/1998 Oyama et al. D22/142

FOREIGN PATENT DOCUMENTS

752746 1/1989 Japan .
752756 1/1989 Japan .
878134 9/1993 Japan .
878134-1 9/1993 Japan .
883173 11/1993 Japan .
898195 11/1993 Japan .
891802 11/1994 Japan .
976944 3/1997 Japan .

Primary Examiner—Doris V. Coles
Attorney, Agent, or Firm—Longacre & White

[57] **CLAIM**

The ornamental design for a reel seat for fishing rod, as shown and described.

DESCRIPTION

FIG. 1 is a rear, bottom and left side perspective view of a reel seat for fishing rod showing our new design; FIG. 2 is a top, rear and right side perspective view thereof; FIG. 3 is a left side elevational view thereof; FIG. 4 is a right side elevational view thereof; FIG. 5 is top plan view thereof; FIG. 6 is a front elevational view thereof; FIG. 7 is a bottom view thereof; and, FIG. 8 is a rear elevational view thereof.

1 Claim, 2 Drawing Sheets

[56] **References Cited**

U.S. PATENT DOCUMENTS

D. 329,272 8/1992 Takizawa D22/142
D. 329,273 9/1992 Oyama et al. D22/142
D. 349,943 8/1994 Takizawa et al. D22/142
D. 373,812 9/1996 Takizawa et al. D22/142
D. 388,152 12/1997 Ohmura D22/142
D. 389,554 1/1998 Ohmura D22/142

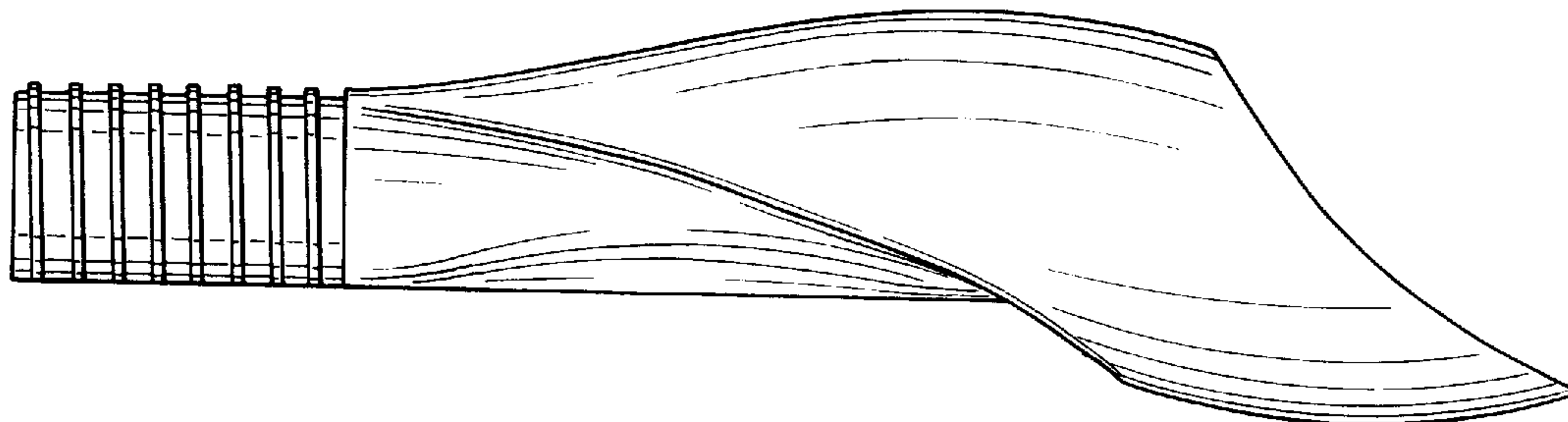


FIG. 1

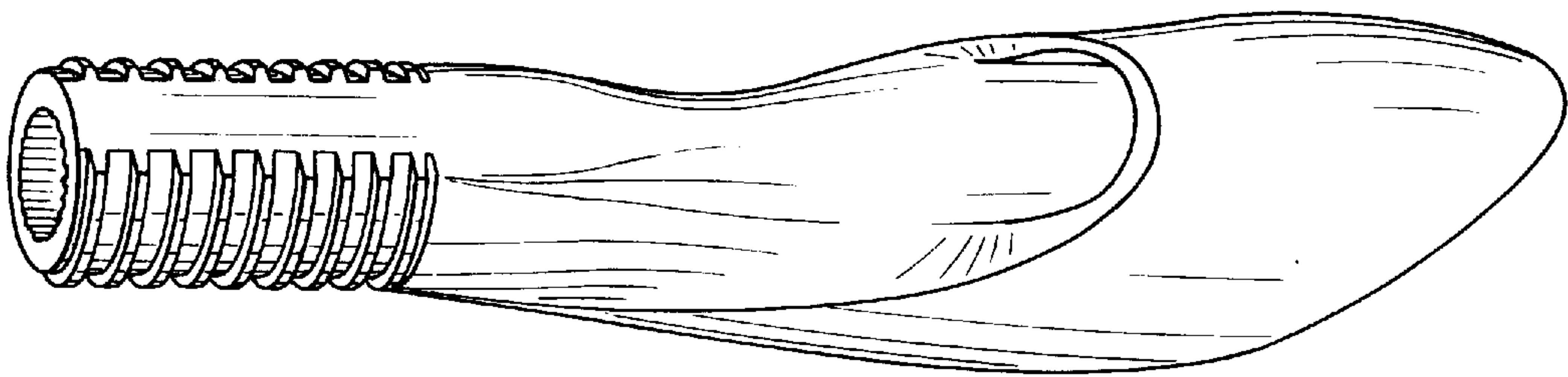


FIG. 2

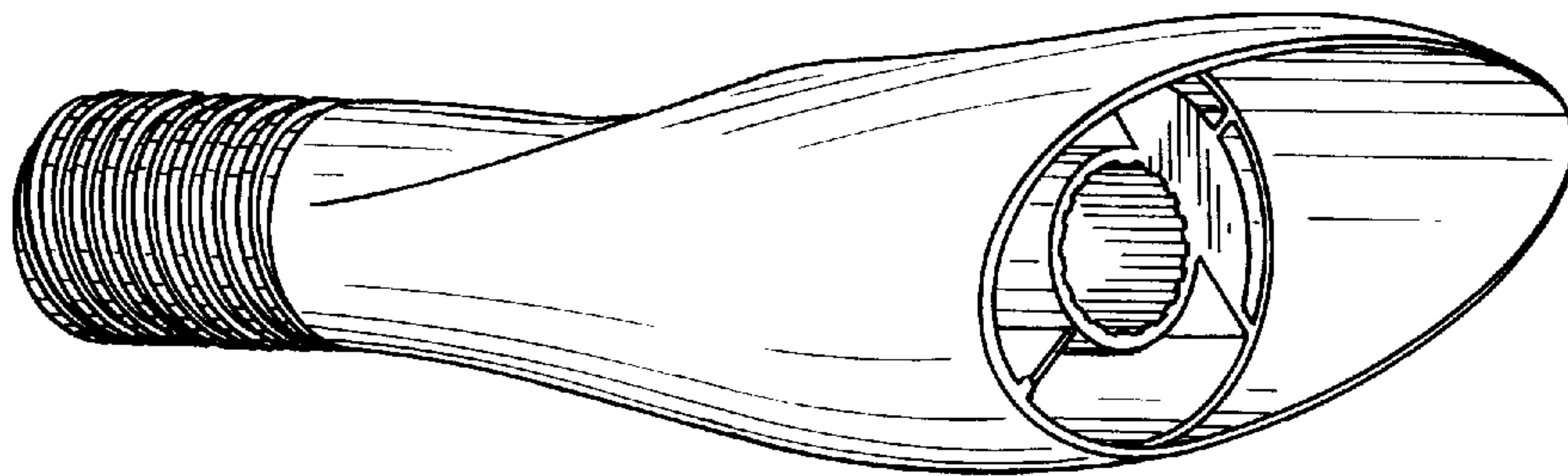


FIG. 3

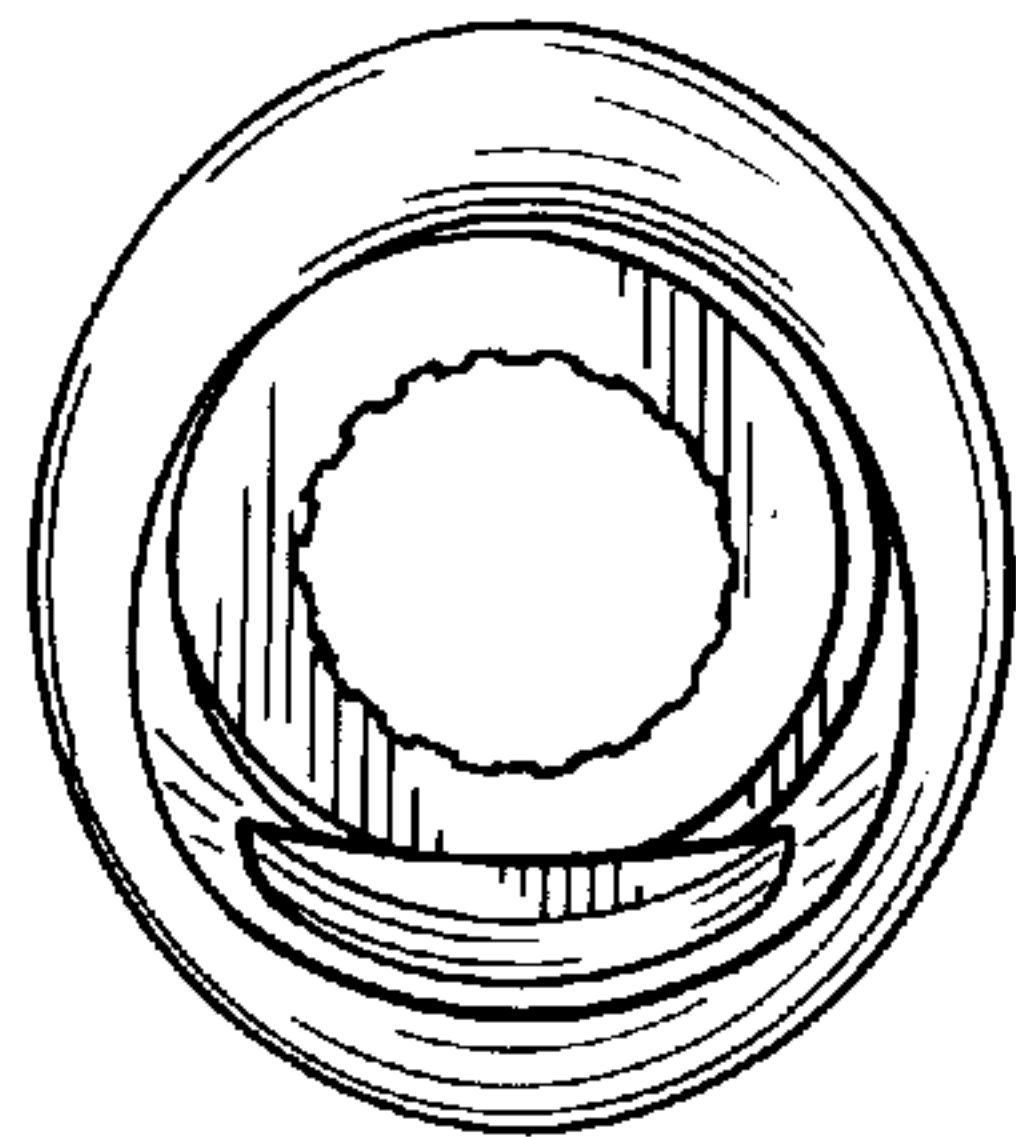


FIG. 4

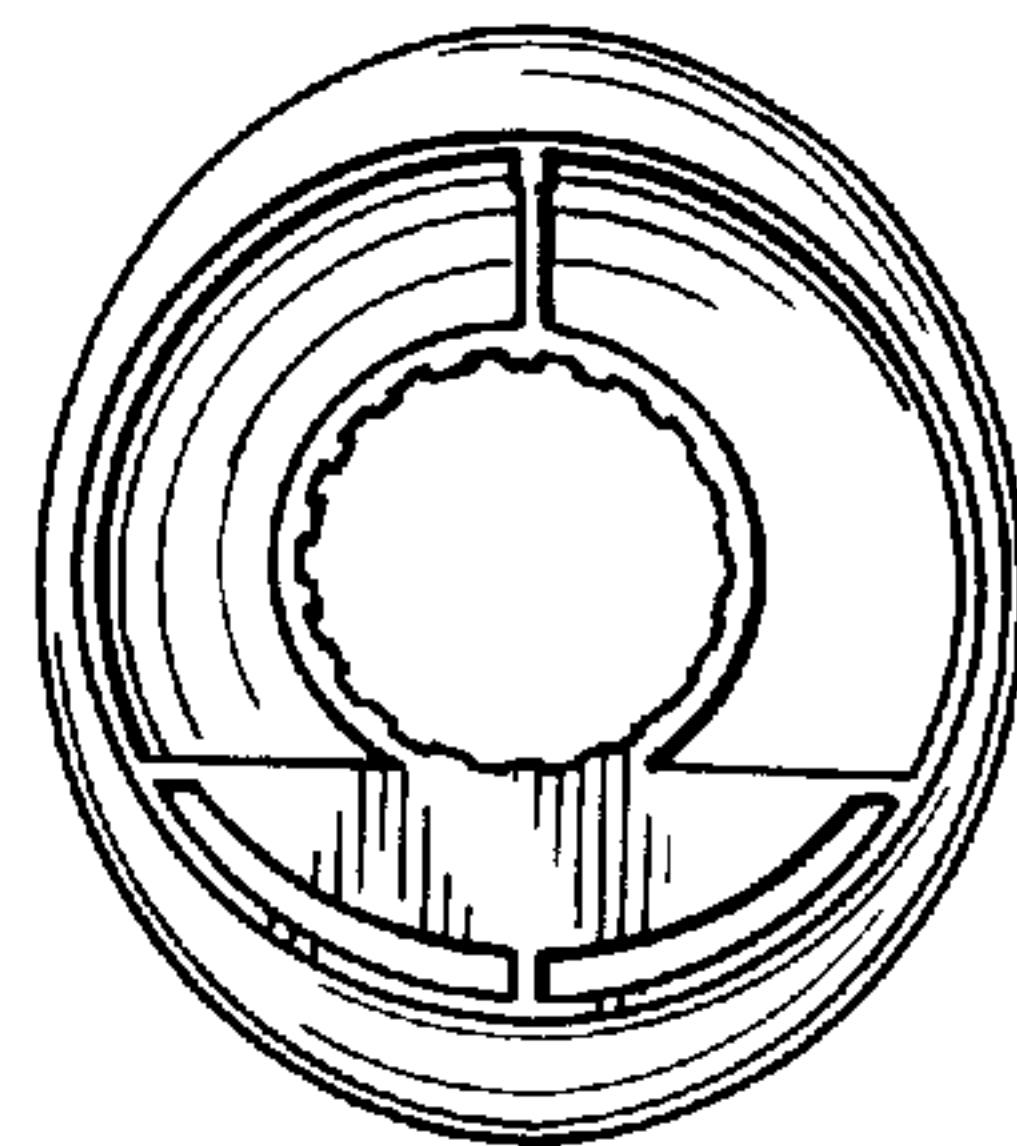


FIG. 5

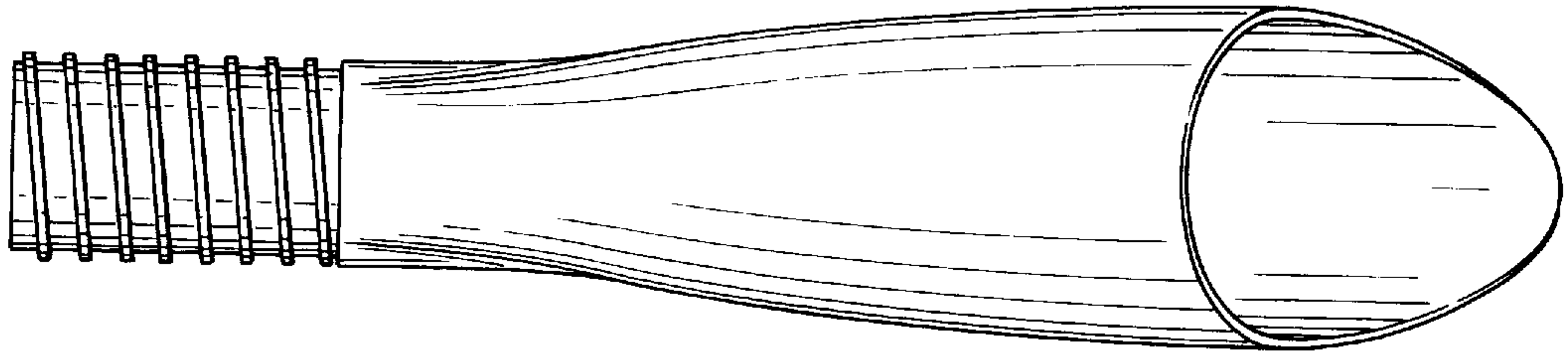


FIG. 6

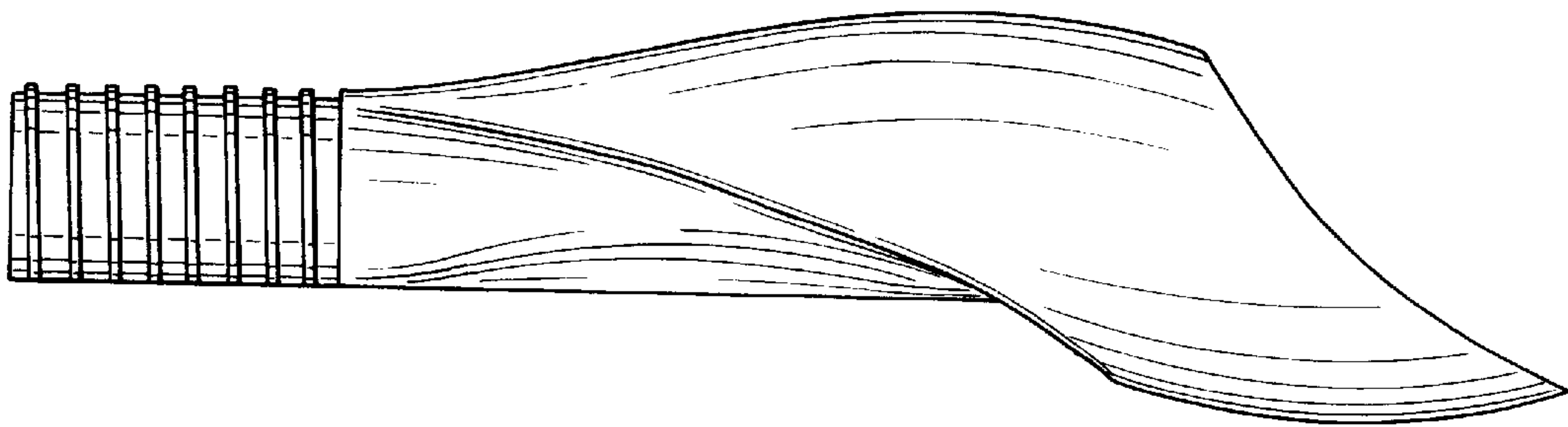


FIG. 7

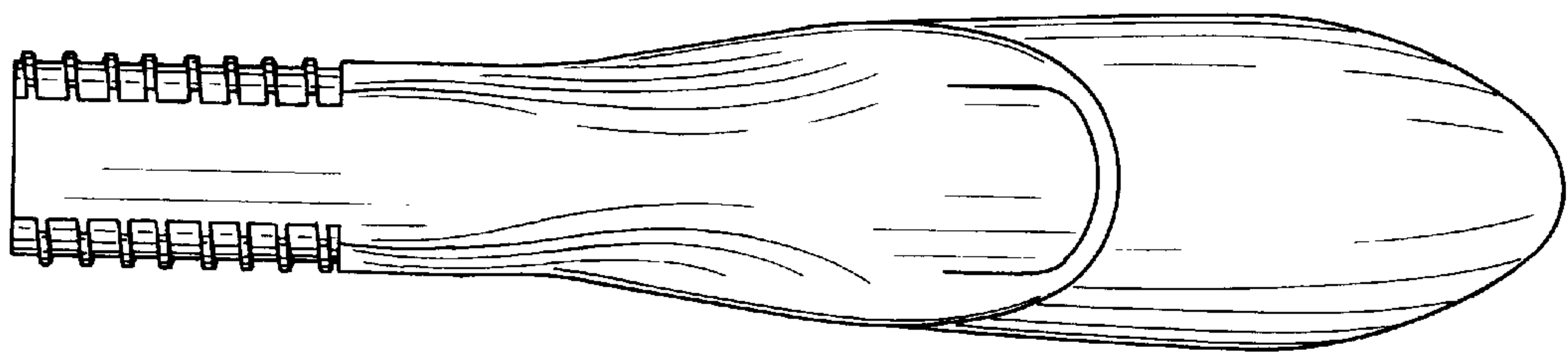


FIG. 8

