



US00D403012S

# United States Patent [19]

Anderko

[11] **Patent Number: Des. 403,012**

[45] **Date of Patent: \*\*Dec. 22, 1998**

[54] **GUITAR PRACTICE DEVICE**

[76] Inventor: **Wayne T. Anderko**, 3914 Hwy. Ave., Highland, Ind. 46322

[\*\*] Term: **14 Years**

[21] Appl. No.: **69,508**

[22] Filed: **Apr. 22, 1997**

[51] **LOC (6) Cl. .... 17-03**

[52] **U.S. Cl. .... D17/14; D17/18; 84/465**

[58] **Field of Search .... D17/14, 15, 16, D17/18, 19, 20, 99; 84/264-266, 267, 268, 291, 465, 470 R, 485**

4,122,804 10/1978 Cecchini ..... 84/173  
4,135,431 1/1979 Ferguson ..... 84/329  
4,364,298 12/1982 Piazza ..... 84/465

### FOREIGN PATENT DOCUMENTS

68068 7/1992 Germany .

*Primary Examiner*—Ted Shooman  
*Assistant Examiner*—Adir Aronovich  
*Attorney, Agent, or Firm*—Gary M. Hartman; Domenica N. S. Hartman

### [57] CLAIM

The ornamental design for a guitar practice device, as shown.

### DESCRIPTION

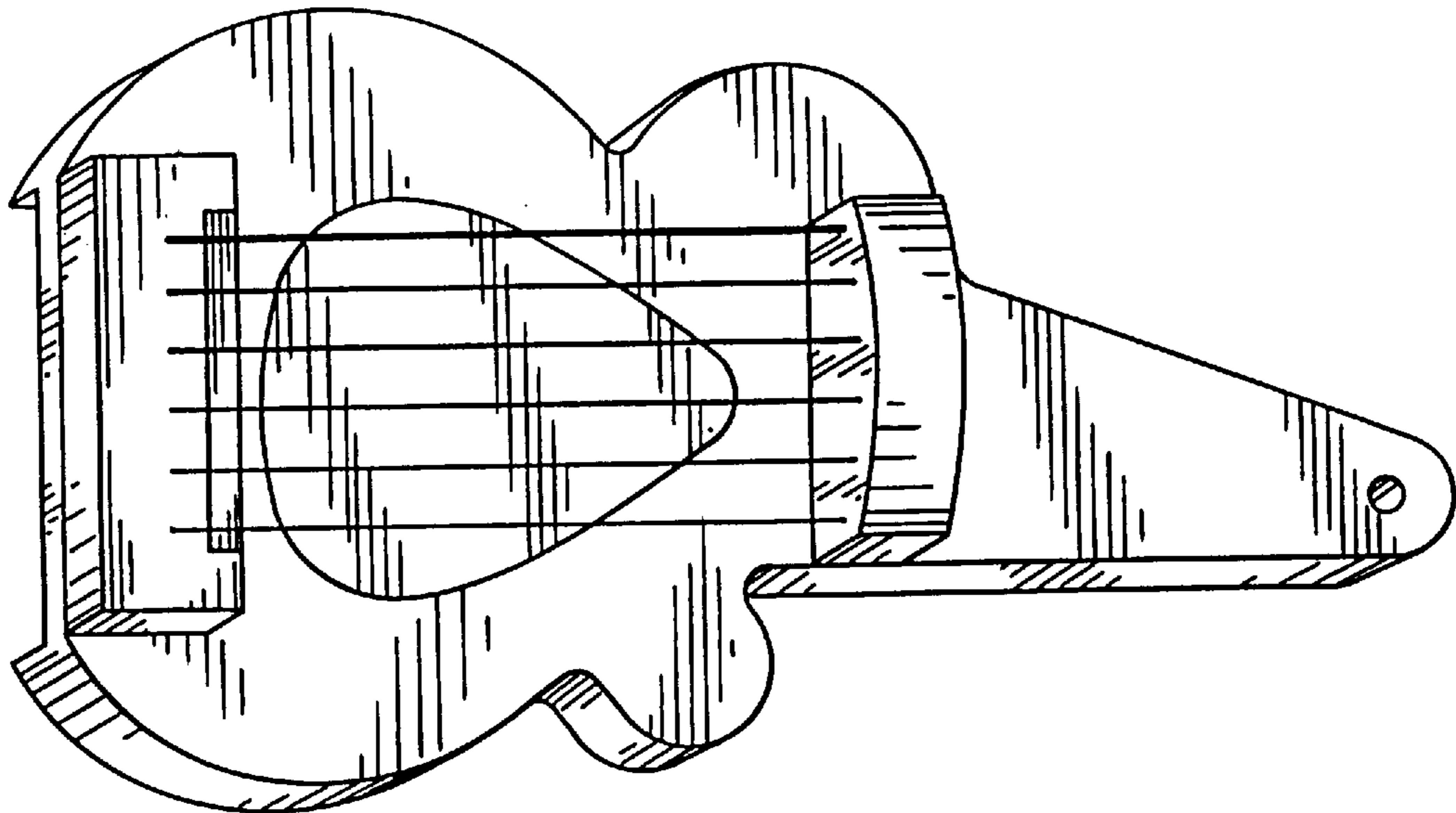
FIG. 1 is a front perspective view of a guitar practice device in accordance with this invention;  
FIG. 2 is a rear view of the guitar practice device of FIG. 1;  
FIG. 3 is a right end view of the guitar practice device of FIG. 1;  
FIG. 4 is a left end view of the guitar practice device of FIG. 1;  
FIG. 5 is a top view of the guitar practice device of FIG. 1; and,  
FIG. 6 is a bottom view of the guitar practice device of FIG. 1.

**1 Claim, 2 Drawing Sheets**

### [56] References Cited

#### U.S. PATENT DOCUMENTS

D. 38,682	7/1907	Stahl	.....	D17/19
D. 44,838	11/1913	Day	.....	D17/19
D. 65,662	9/1924	Mattausch	.....	D17/18
D. 77,401	1/1929	Elliot	.....	D17/19
D. 279,013	5/1985	Sowle	.....	D17/18
D. 373,135	8/1996	Tejera	.....	D17/14
1,304,914	5/1919	Smith	.....	84/291
1,839,244	1/1932	Meisel	.....	84/263
2,295,902	9/1942	Kass	.....	84/455
3,494,240	2/1970	Laselva et al.	.....	84/291
3,736,830	6/1973	Ledford	.....	84/285
4,067,255	1/1978	Camaioni	.....	84/322



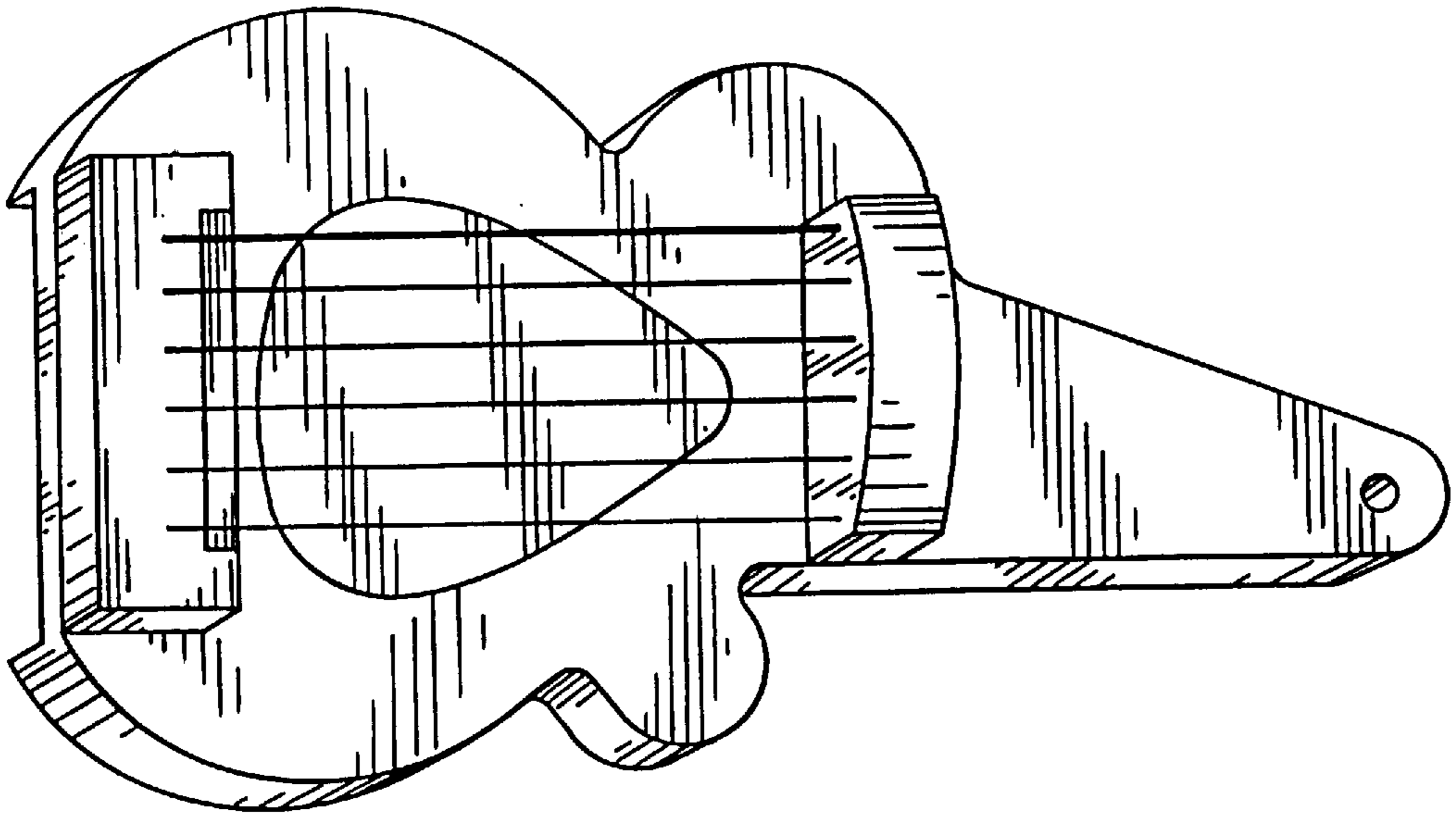


Fig. 1

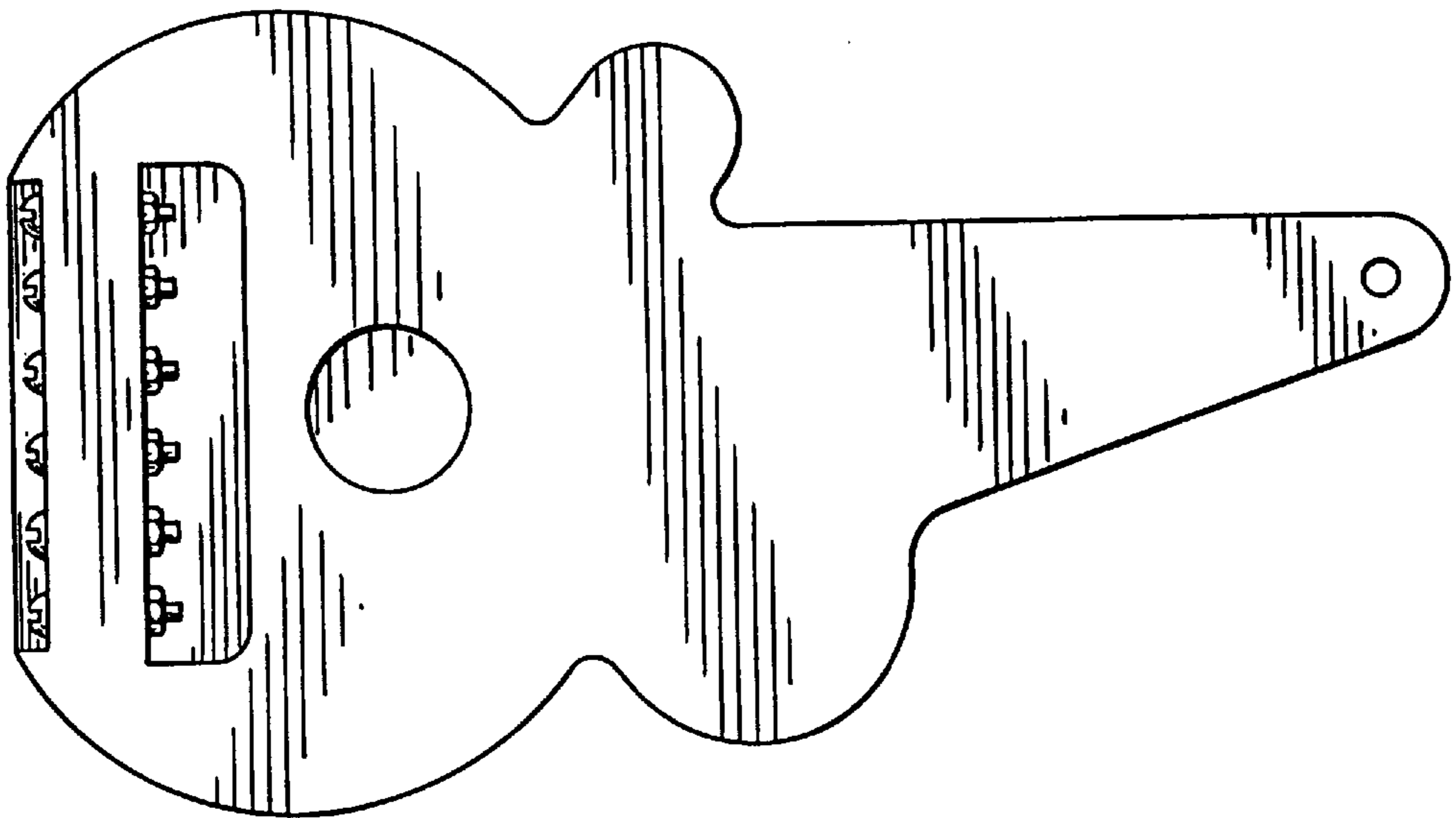


Fig. 2

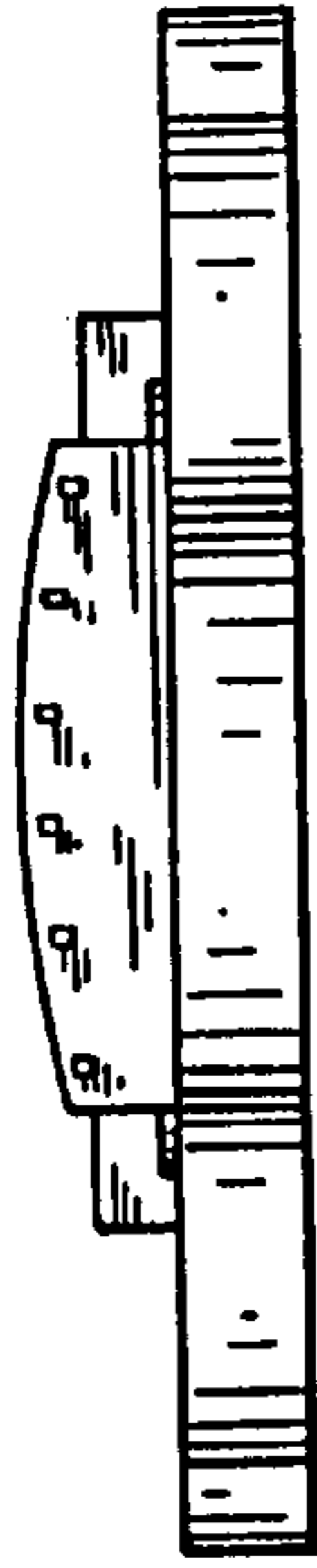


Fig. 3



Fig. 4

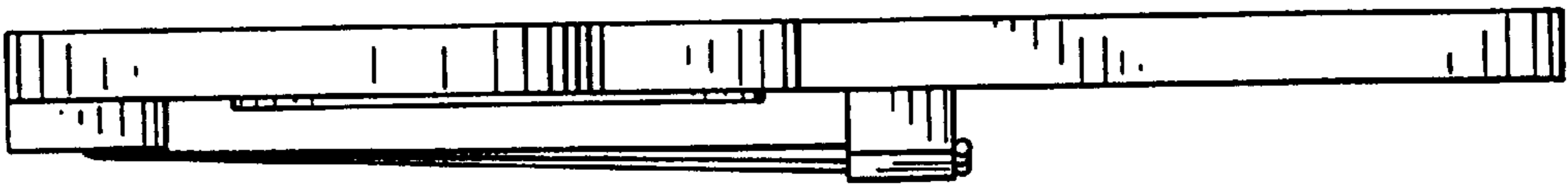


Fig. 5

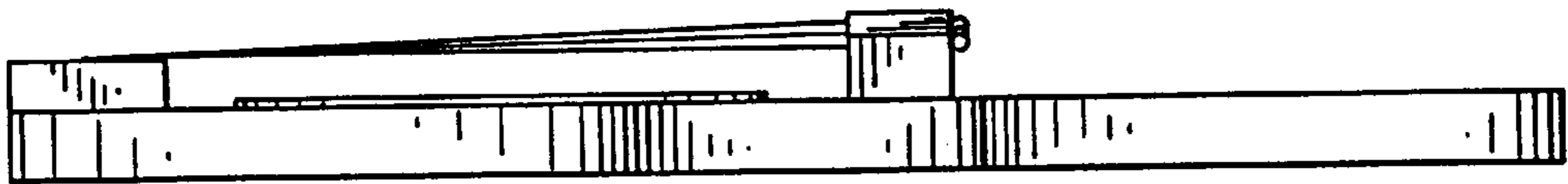


Fig. 6