



US00D402965S

# United States Patent [19]

Bender

[11] Patent Number: **Des. 402,965**

[45] Date of Patent: **\*\*Dec. 22, 1998**

[54] **MODULAR HOUSING FOR ELECTRICAL CIRCUITS**

[75] Inventor: **Werner Bender**, Ostfildern, Germany

[73] Assignee: **Pilz GmbH & Co.**, Ostfildern, Germany

[\*\*] Term: **14 Years**

[21] Appl. No.: **80,625**

[22] Filed: **Dec. 11, 1997**

### Related U.S. Application Data

[62] Division of Ser. No. 44,162, Sep. 19, 1995, Pat. No. Des. 394,642.

[51] **LOC (6) Cl.** ..... **13-03**

[52] **U.S. Cl.** ..... **D13/162**

[58] **Field of Search** ..... D13/158-178, D13/184, 199, 110; D14/197; 361/380, 383, 390-395, 399, 412, 415, 417, 686, 687, 733, 752; 364/926.2, 949, DIG. 2

### [56] References Cited

#### U.S. PATENT DOCUMENTS

D. 278,710 5/1985 Shimizu et al. .... D13/164

D. 292,394	10/1987	Boucher	.....	D13/162
D. 307,740	5/1990	Shibayama et al.	.....	D13/164
D. 309,600	7/1990	Backes	.....	D13/162
D. 325,900	5/1992	Shimizu et al.	.....	D13/162
D. 358,369	5/1995	Shimizu et al.	.....	D13/164
5,157,590	10/1992	Barthel et al.	.....	361/391 X

*Primary Examiner*—James Gandy  
*Assistant Examiner*—Cathron B. Matta  
*Attorney, Agent, or Firm*—Frishauf, Holtz, Goodman, Langer & Chick, P.C.

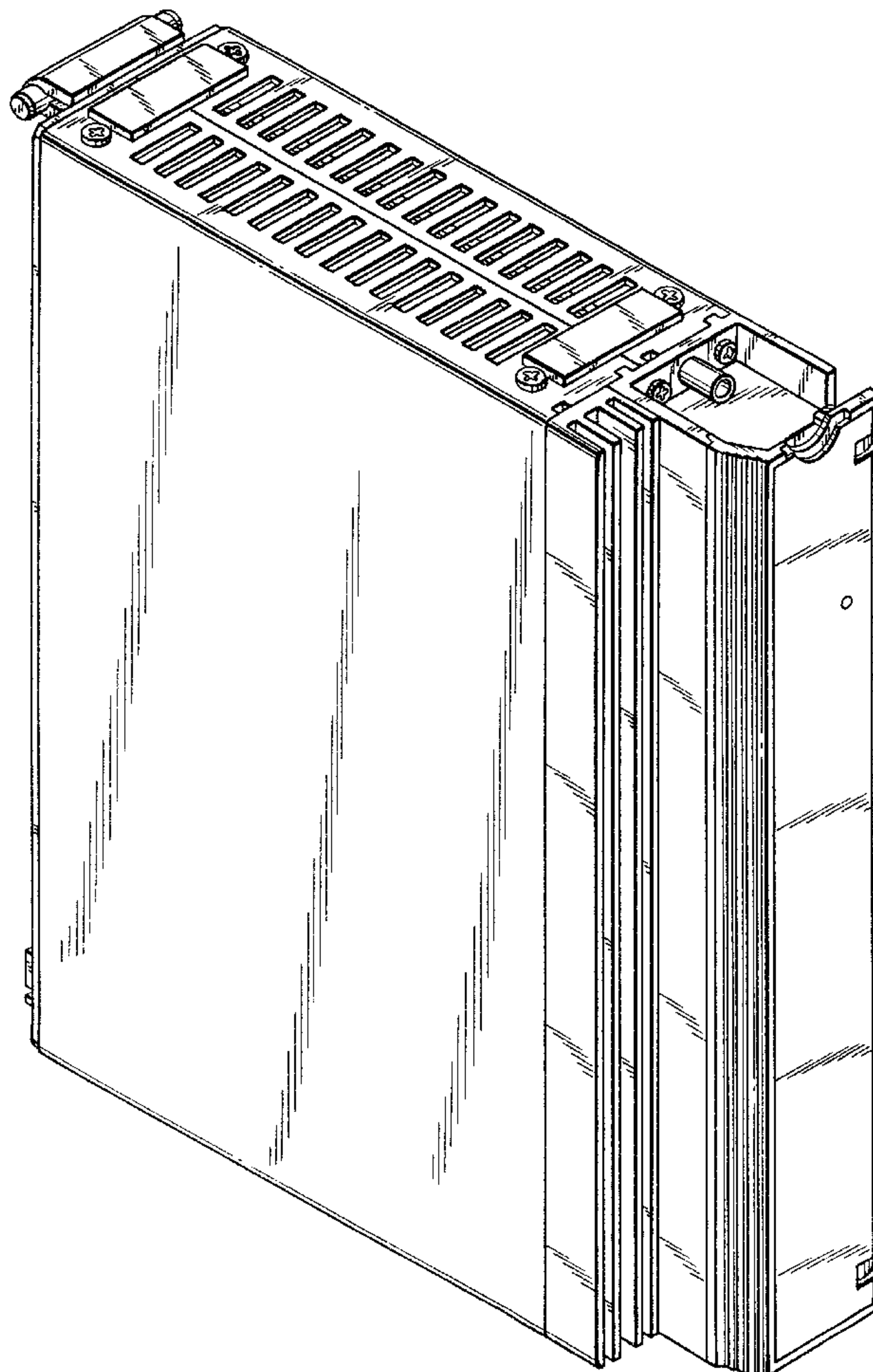
### [57] CLAIM

The ornamental design for a modular housing for electrical circuits, as shown and described.

### DESCRIPTION

FIG. 1 is a front perspective view of the modular housing for electrical circuits;  
FIG. 2 is a rear perspective view of the unit of FIG. 1;  
FIG. 3 is a front view of the unit of FIG. 1;  
FIG. 4 is a top view of the unit of FIG. 1;  
FIG. 5 is a left side view of the unit of FIG. 1;  
FIG. 6 is a right side view of the unit of FIG. 1;  
FIG. 7 is a bottom view of the unit of FIG. 1; and,  
FIG. 8 is a rear view of the unit of FIG. 1.

**1 Claim, 5 Drawing Sheets**



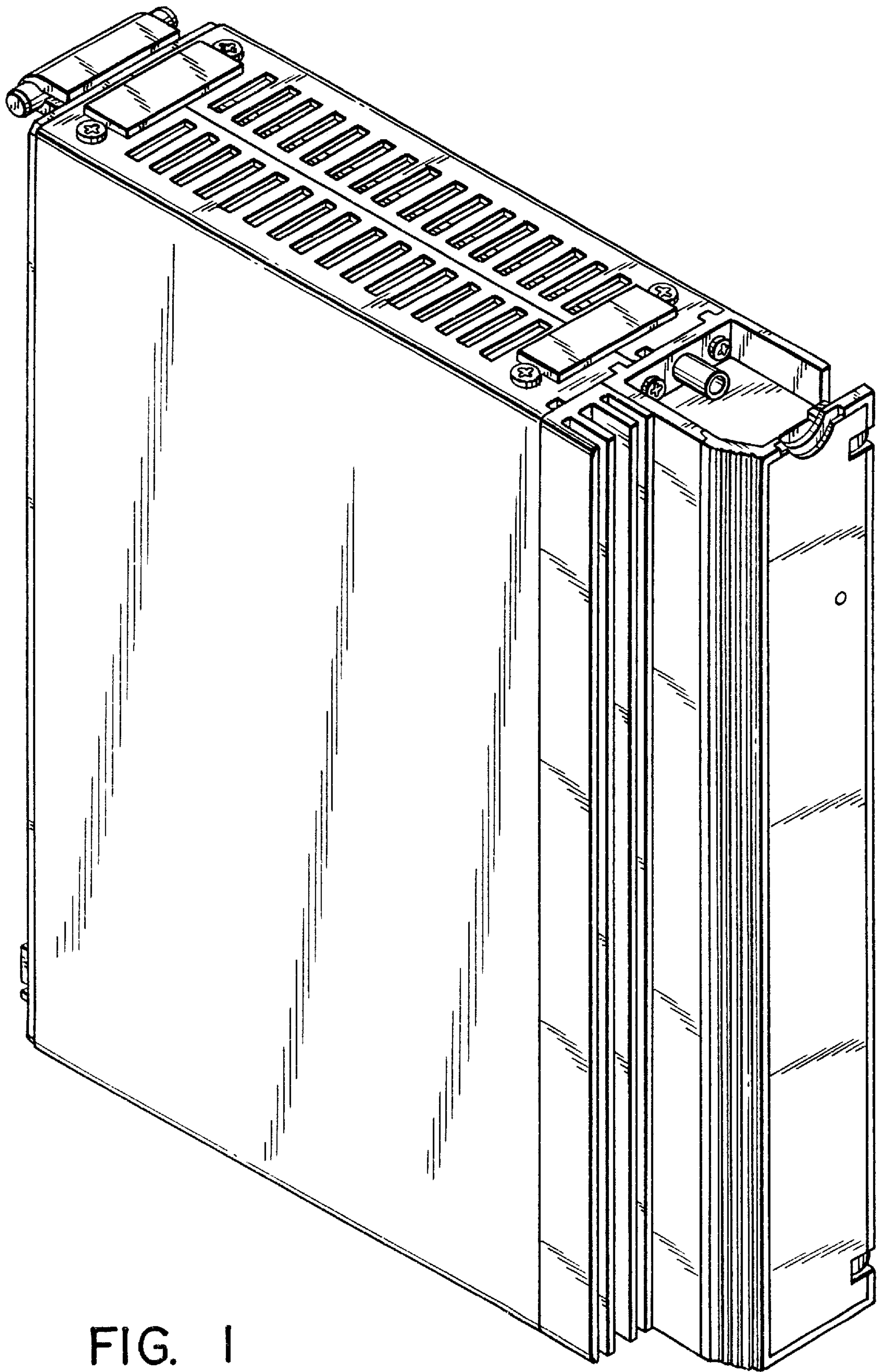


FIG. 1



FIG. 2

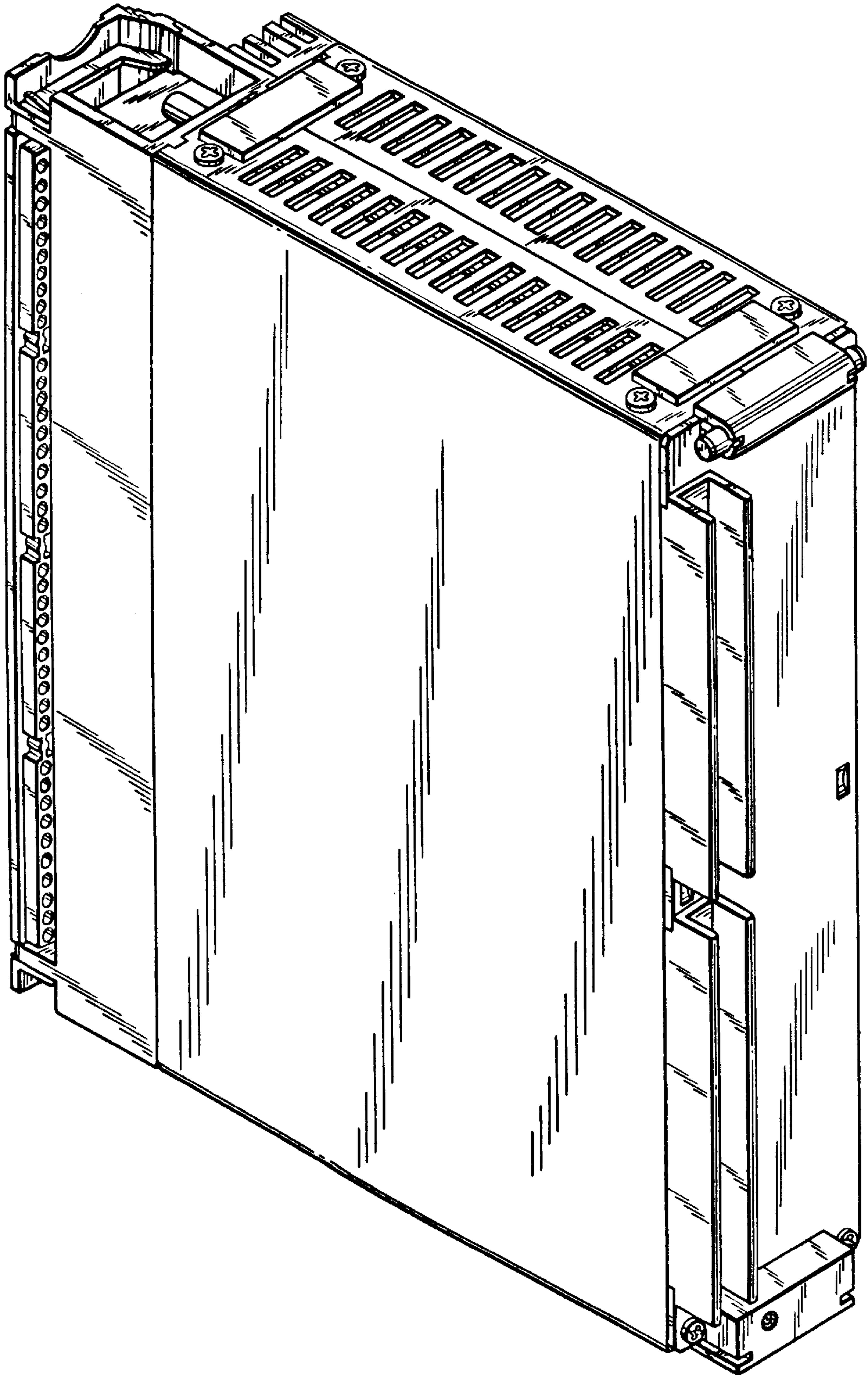


FIG. 3


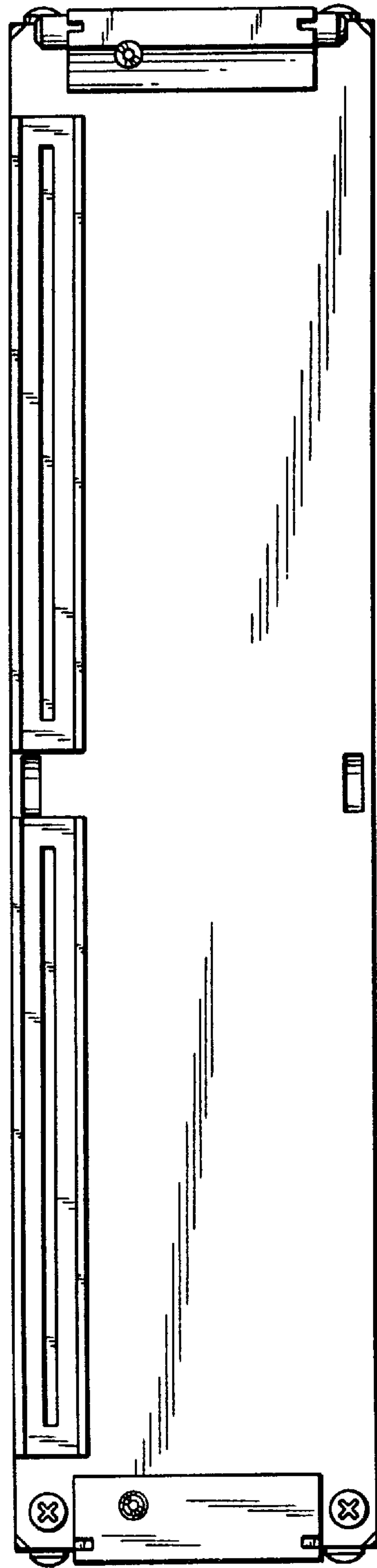


FIG. 8



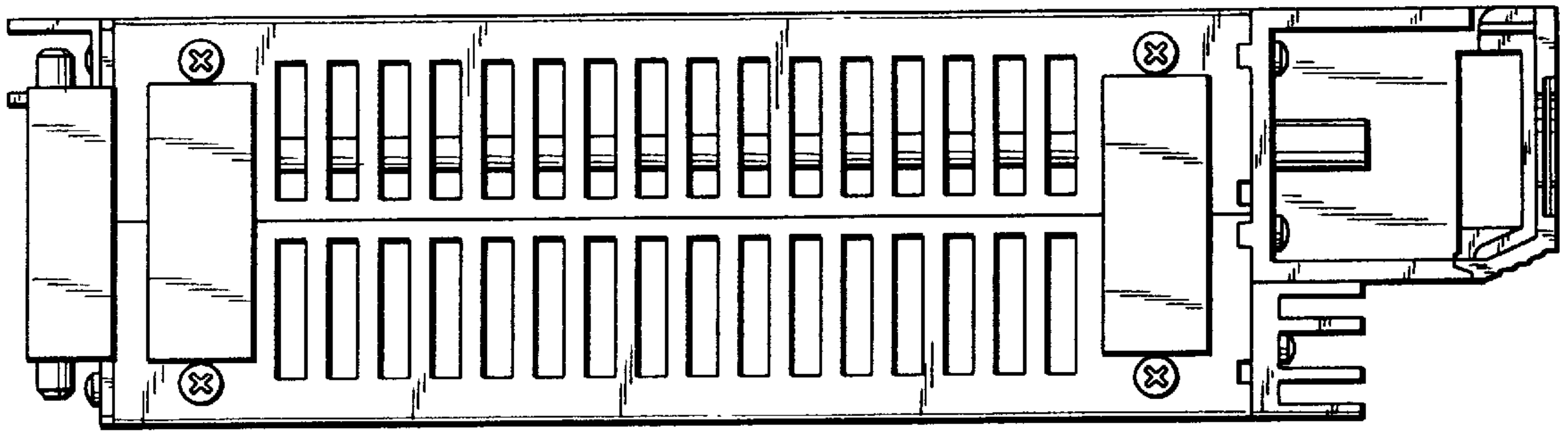
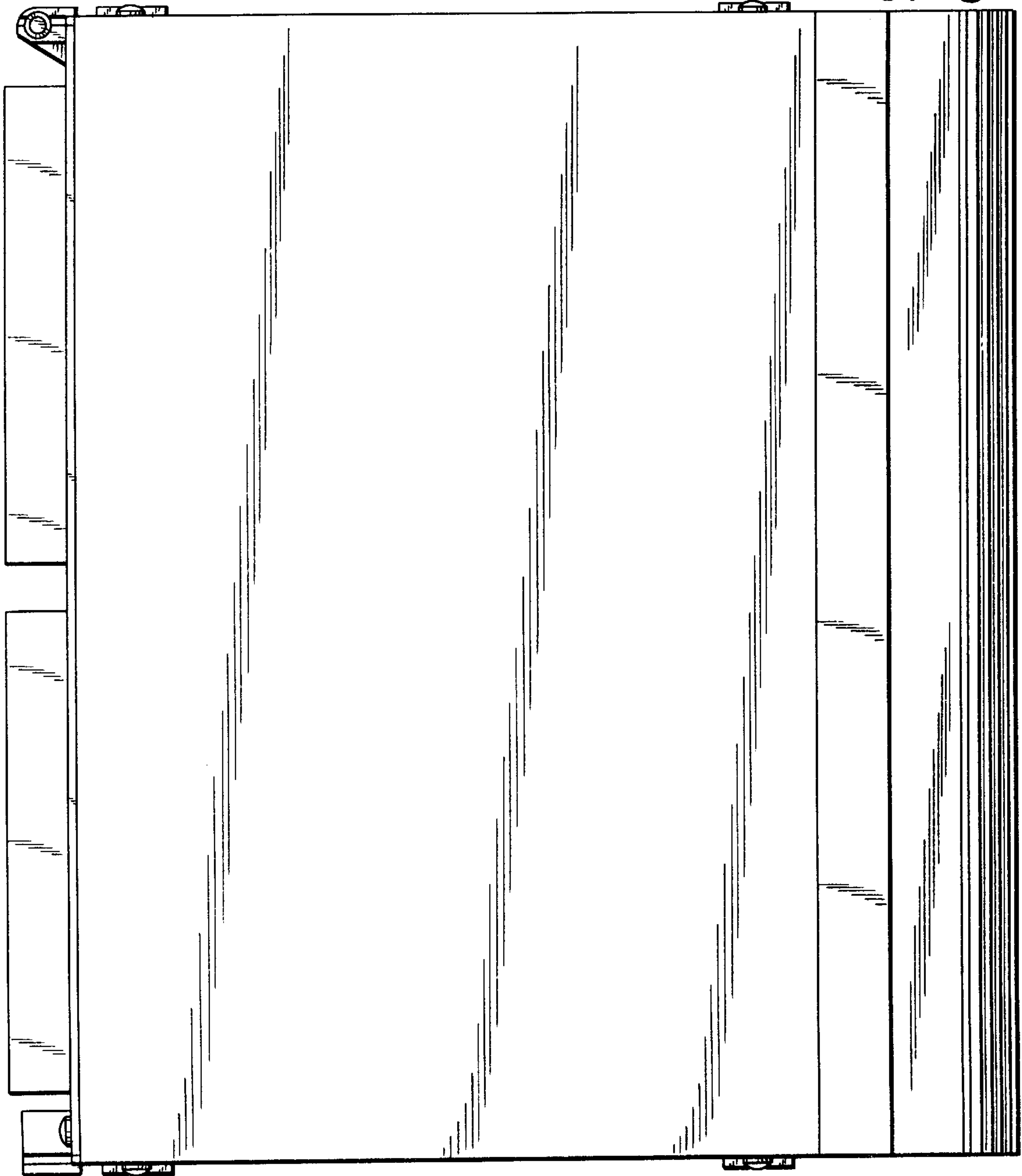


FIG. 4

FIG. 5



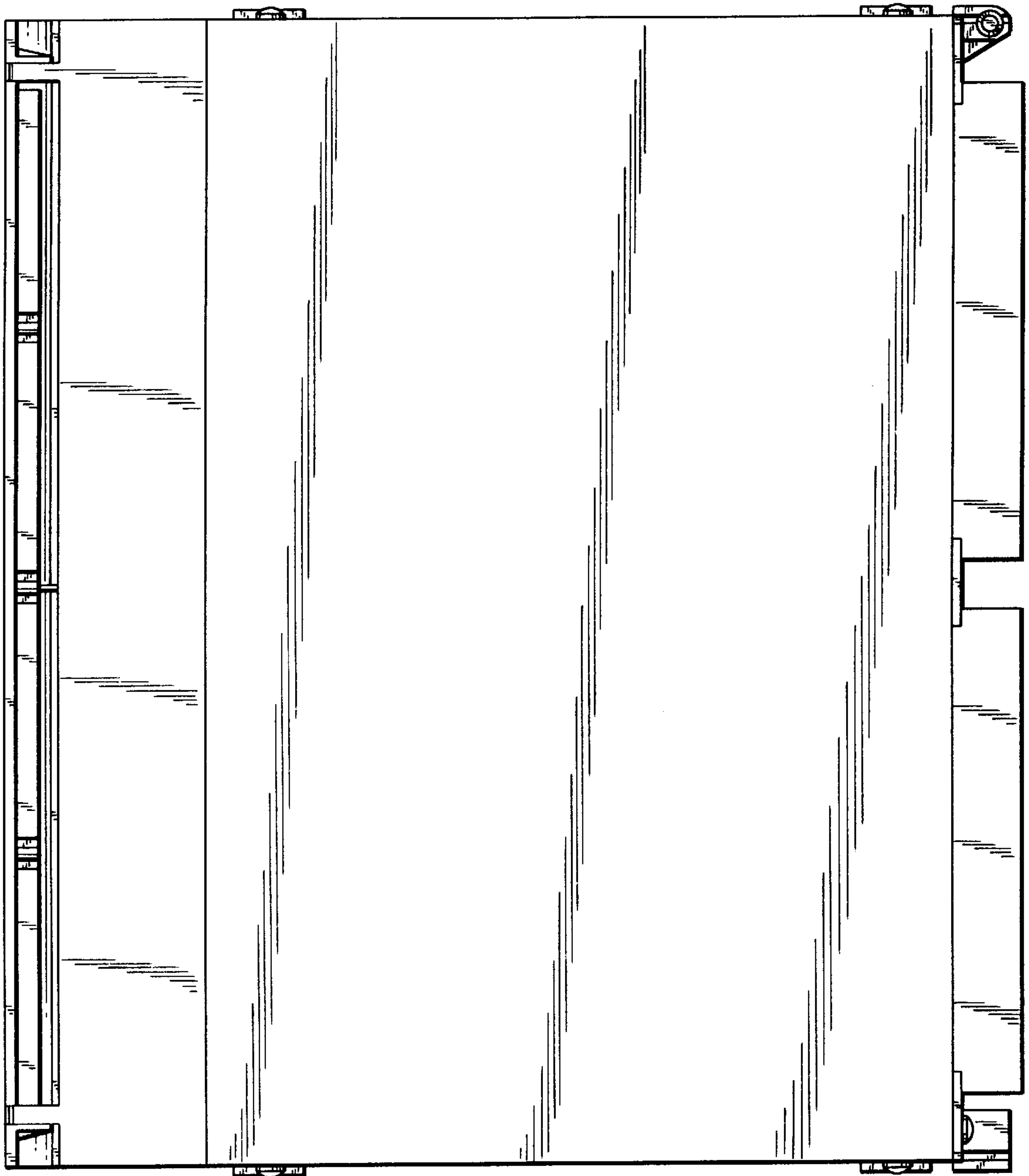
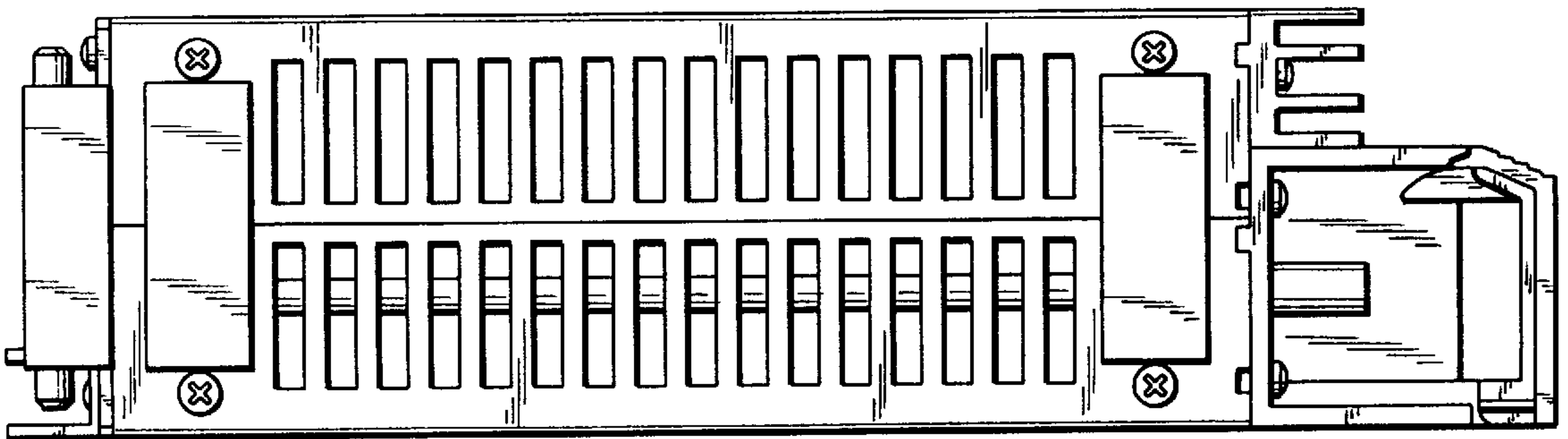


FIG. 6

FIG. 7



UNITED STATES PATENT AND TRADEMARK OFFICE  
**CERTIFICATE OF CORRECTION**

PATENT NO. : Des. 402,965  
DATED : December 22, 1998  
INVENTOR(S) : Werner Bender

Page 1 of 1

It is certified that error appears in the above-identified patent and that said Letters Patent is hereby corrected as shown below:

Title page,


Item [22], insert, -- [30] **Foreign Application Priority Data**

Mar. 23, 1995 [DE] Germany.....95 02 809.9 --.

Signed and Sealed this

Twenty-second Day of October, 2002

*Attest:*



*Attesting Officer*

JAMES E. ROGAN  
*Director of the United States Patent and Trademark Office*