



US00D402949S

United States Patent [19] Marguerie

[11] **Patent Number: Des. 402,949**

[45] **Date of Patent: **Dec. 22, 1998**

[54] **COMBINED MIRROR AND STAND**

[75] Inventor: **Patrick Marguerie**, Charvonnex, France

[73] Assignee: **Impex**, Les Abrets, France

[**] Term: **14 Years**

[21] Appl. No.: **64,559**

[22] Filed: **Jan. 6, 1997**

[30] **Foreign Application Priority Data**

Jul. 8, 1996 [XH] Hague Agreement DM/036912

[51] **LOC (6) Cl.** **12-16**

[52] **U.S. Cl.** **D12/187**

[58] **Field of Search** D6/300-303, 308-314; 40/748, 749, 765, 780, 790, 798; 248/467, 469; 359/876, 874, 875; D12/187, 188; D26/34; 362/135

[56] **References Cited**

U.S. PATENT DOCUMENTS

D. 308,505 6/1990 Lin D12/187

D. 331,383 12/1992 Kanno D12/187
D. 332,246 1/1993 Yeh D12/188
D. 344,258 2/1994 Magid D12/187

Primary Examiner—Ralf Seifert
Attorney, Agent, or Firm—Mathews, Collins, Shepherd & Gould, P.A.

[57] **CLAIM**

The ornamental design for a combined mirror and stand, as shown and described.

DESCRIPTION

FIG. 1 is a top and side perspective of a mirror and stand view showing my new design, the backside of the mirror is the mirror image of the mirror shown in FIG. 1; FIG. 2 is a bottom perspective view thereof; FIG. 3 is a side elevational view thereof; FIG. 4 is an end view thereof of the base shown in FIG. 3 without the mirror that is shown in FIG. 1; FIG. 5 is a top plan view thereof of the base as shown in FIG. 3 without the mirror that is shown in FIG. 1; and, FIG. 6 is a side elevational view of the mirror that is shown in FIG. 1.

1 Claim, 6 Drawing Sheets



FIG. 1



FIG. 1



FIG. 3




FIG. 4




FIG. 5




FIG. 6

