



US00D402944S

United States Patent [19] Ratliff, Jr.

[11] Patent Number: **Des. 402,944**

[45] Date of Patent: ****Dec. 22, 1998**

[54] **TIRE TREAD**

[75] Inventor: **Billy Joe Ratliff, Jr.**, Akron, Ohio

[73] Assignee: **The Goodyear Tire & Rubber Company**, Akron, Ohio

[**] Term: **14 Years**

[21] Appl. No.: **80,601**

[22] Filed: **Dec. 11, 1997**

[51] **LOC (6) Cl.** **12-15**

[52] **U.S. Cl.** **D12/147**

[58] **Field of Search** D12/136, 138,
D12/140-143, 146-152; 152/209 R, 209 A,
209 D

[56] **References Cited**

U.S. PATENT DOCUMENTS

D. 234,926	4/1975	Allen	D12/143
D. 245,327	8/1977	Bennett	D12/146
D. 277,272	1/1985	Sladky et al.	D12/146
D. 280,090	8/1985	Graas	D12/146
D. 280,981	10/1985	Ohta et al.	D12/142
D. 295,035	4/1988	Hinrichsen	D12/147
D. 300,621	4/1989	Hamada et al.	D12/149
D. 333,288	2/1993	Rogers et al.	D12/146
D. 335,840	5/1993	Guspodin	D12/141
D. 336,066	6/1993	Guspodin	D12/141
D. 349,080	7/1994	Loser	D12/146
D. 354,028	1/1995	Hutz	D12/146
D. 360,859	8/1995	Attinello et al.	D12/147
D. 367,025	2/1996	Faulk et al.	D12/141

D. 379,792	6/1997	Consolacion et al.	D12/147
D. 384,313	9/1997	Harden, Jr.	D12/147
D. 385,235	10/1997	Young	D12/141
D. 387,021	12/1997	Miyazaki	D12/147
D. 389,105	1/1998	Lurois et al.	D12/147

OTHER PUBLICATIONS

Escort Solo-Tech Performance Tire, 1996 Tread Design Guide, p. 26, Feb.

Starfire SR5000 Radial GT Tire, 1996 Tread Design Guide, p. 69, Feb.

Primary Examiner—Robert M. Spear

Attorney, Agent, or Firm—T. P. Lewandowski

[57] **CLAIM**

The ornamental design for a tire tread, as shown and described.

DESCRIPTION

FIG. 1 is a perspective view of a tire tread showing our new design, it being understood that the pattern repeats uniformly throughout the circumference of the tread;

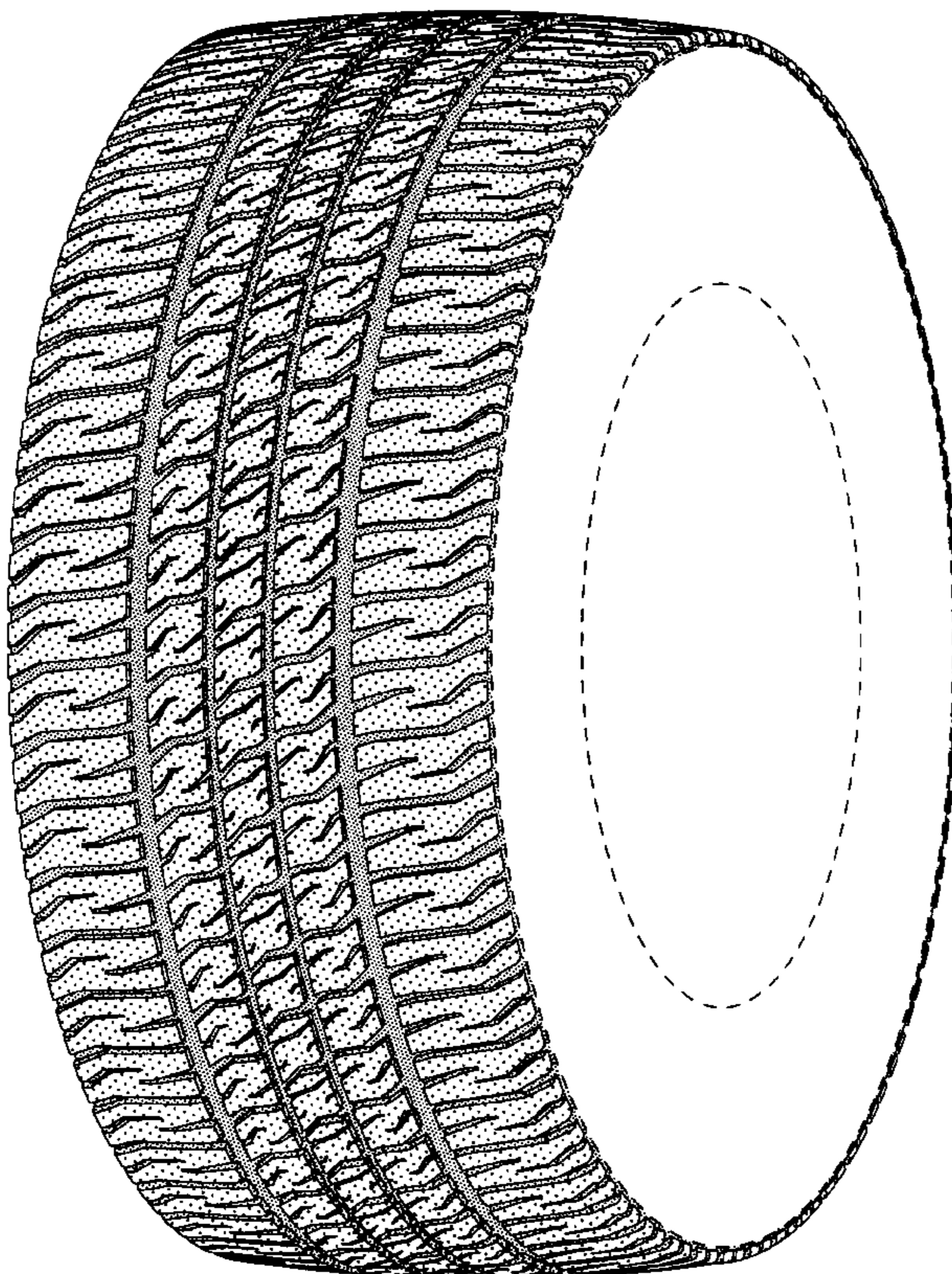
FIG. 2 is a front elevational view thereof;

FIG. 3 is a side elevational view thereof, the opposite side elevational view being identical thereto; and,

FIG. 4 is an enlarged fragmentary front perspective view thereof.

In the drawings, the broken lines defining the inner bead of the sidewall and the peripheral boundary between the tire tread and the sidewall are for illustrative purposes only and form no part of the claimed design.

1 Claim, 4 Drawing Sheets



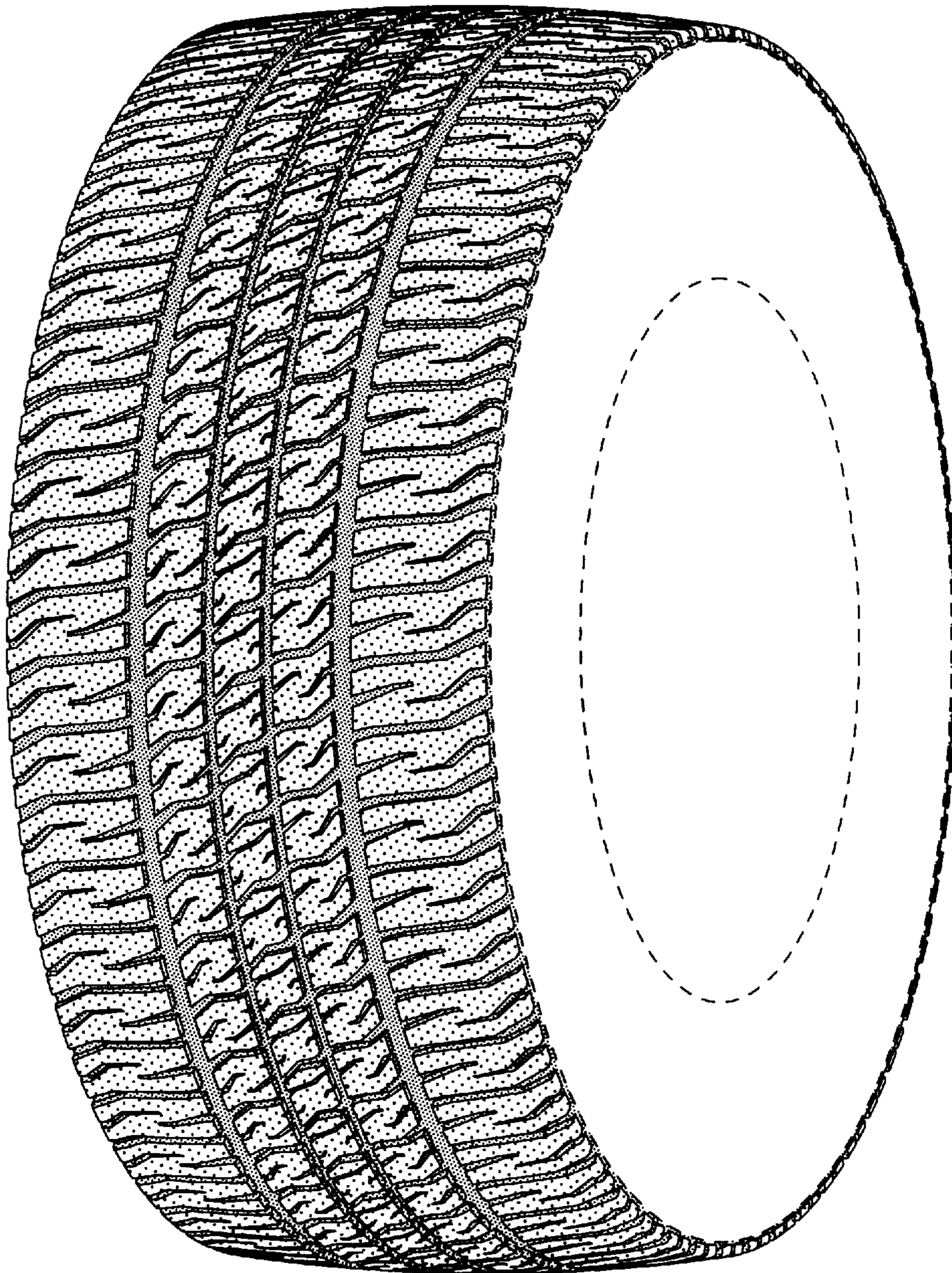


FIG-1

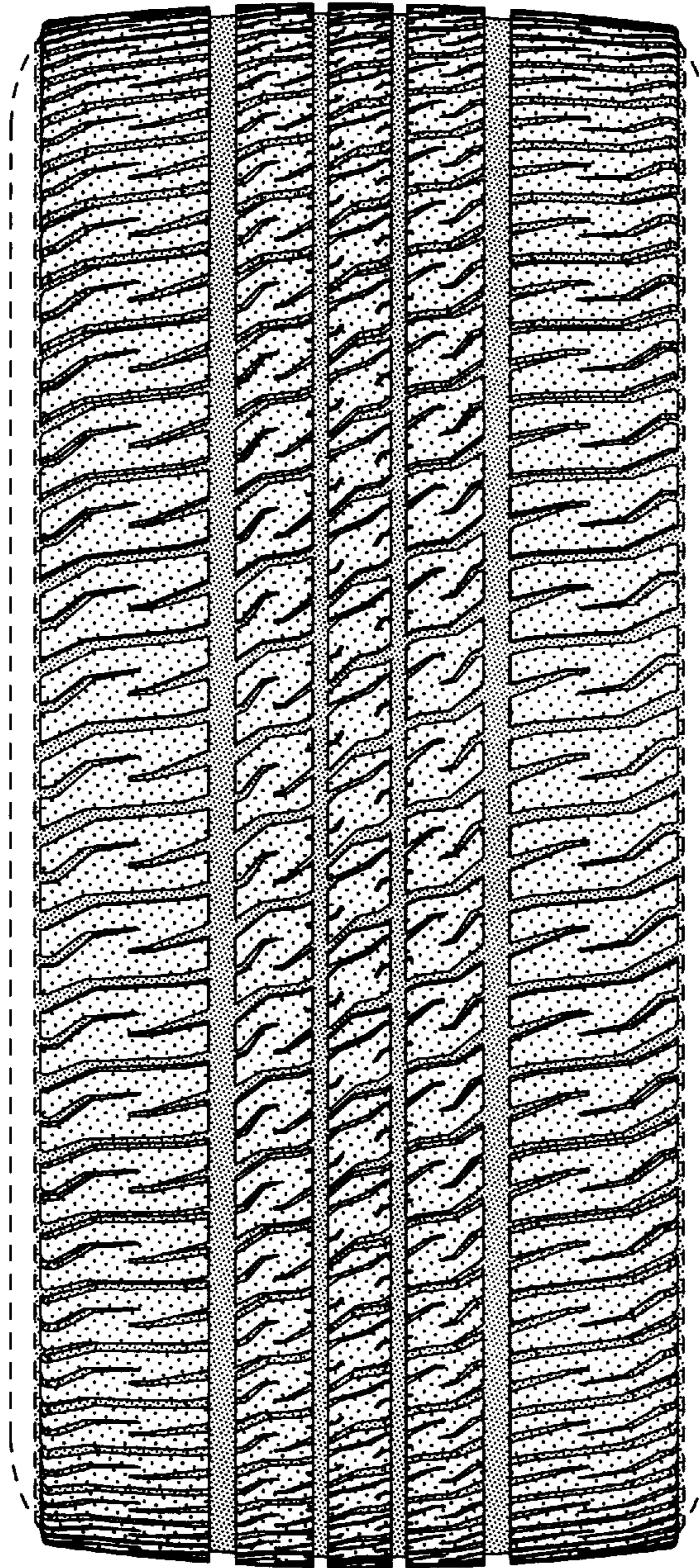


FIG-2

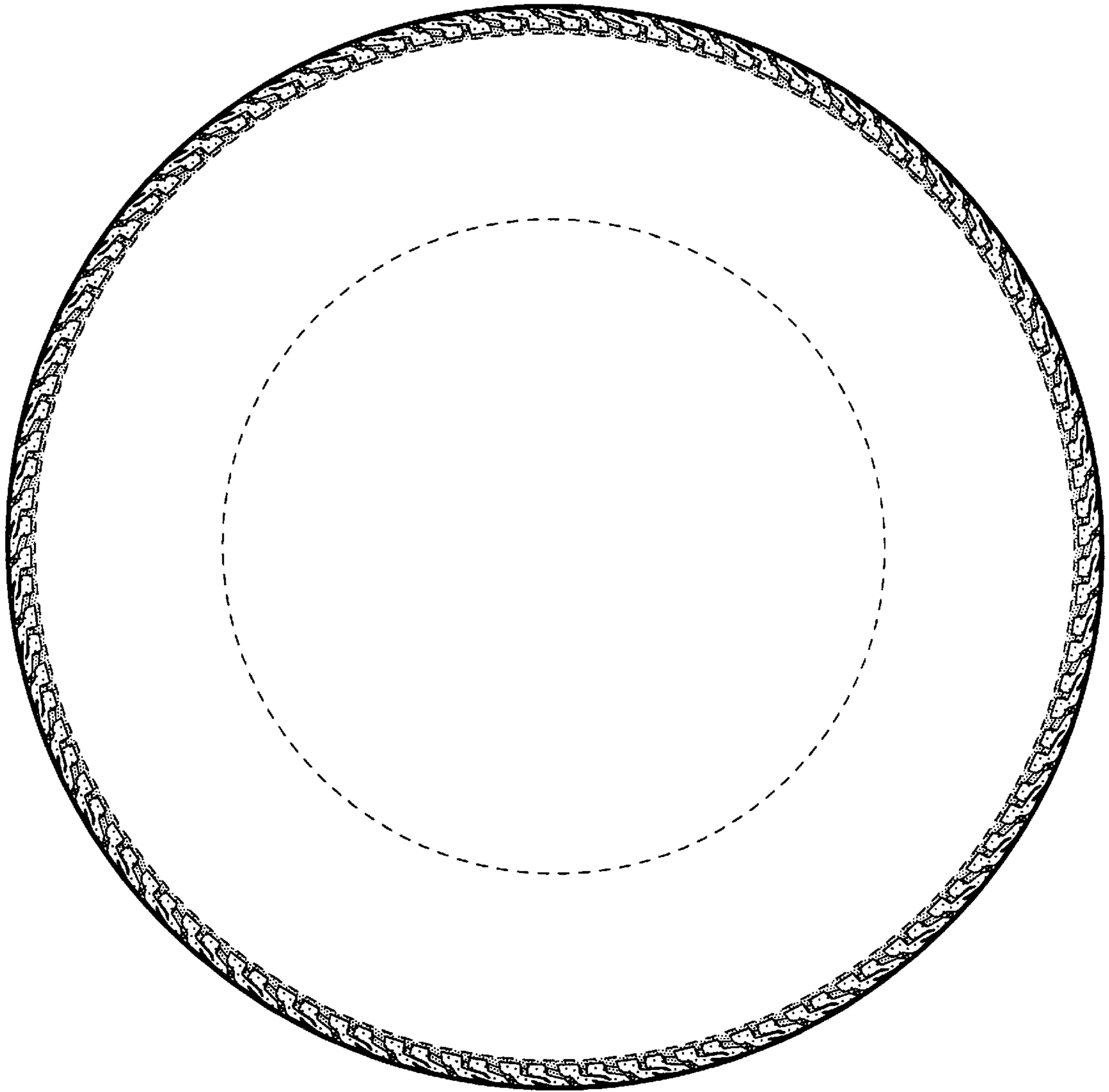


FIG-3

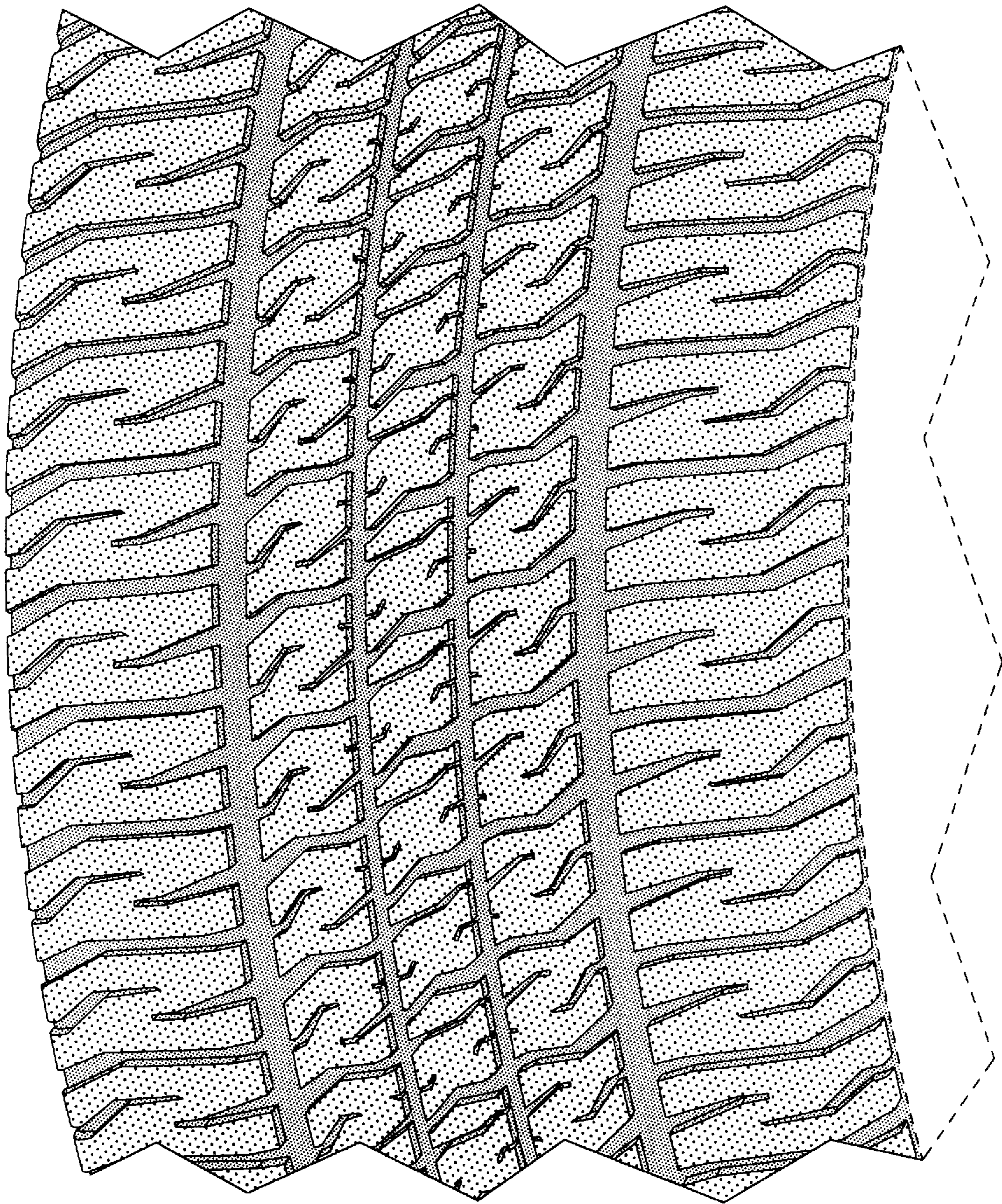


FIG-4