



US00D402941S

United States Patent [19]

Teeple et al.

[11] Patent Number: **Des. 402,941**

[45] Date of Patent: ****Dec. 22, 1998**

[54] **TIRE TREAD**

[75] Inventors: **Robert Vanstory Teeple**, Simpsonville;
Frank S. Willis, Greenville, both of
S.C.

[73] Assignee: **Michelin Recherche et Technique**,
Switzerland

[**] Term: **14 Years**

[21] Appl. No.: **79,438**

[22] Filed: **Nov. 17, 1997**

[51] **LOC (6) Cl.** **12-15**

[52] **U.S. Cl.** **D12/147**

[58] **Field of Search** D12/136, 138,
D12/140-143, 146-152; 152/209 R, 209 A,
209 D

[56] **References Cited**

U.S. PATENT DOCUMENTS

D. 311,365	10/1990	Niderost	D12/146
D. 347,413	5/1994	Manestar	D12/147
D. 348,423	7/1994	Himuro et al.	D12/146

OTHER PUBLICATIONS

Delta Chaparral A/T Metric Tire, 1996 Tread Design Guide,
p. 23, Feb. 1996.
Tread Design Guide 1991, p. 107, Dunlop Radial Rover
HLT.

Tread Design Guide 1991, p. 113, BFGoodrich Radial
All-Terrain T/A.

Tread Design Guide 1991, p. 137, Stratton Radial Traction
King.

Tread Design Guide 1996, p. 66, Sigma PR812.

Tread Design Guide 1996, p. 95, Futura Futura Datoka A/T.

Tread Design Guide 1996, p. 98, Hallmark Trail Mark APR.

Tread Design Guide 1996, p. 102, Kumho 852.

Primary Examiner—Robert M. Spear
Attorney, Agent, or Firm—Alan A. Csontos; Robert R. Reed

[57] **CLAIM**

The ornamental design for a tire tread, as shown and
described.

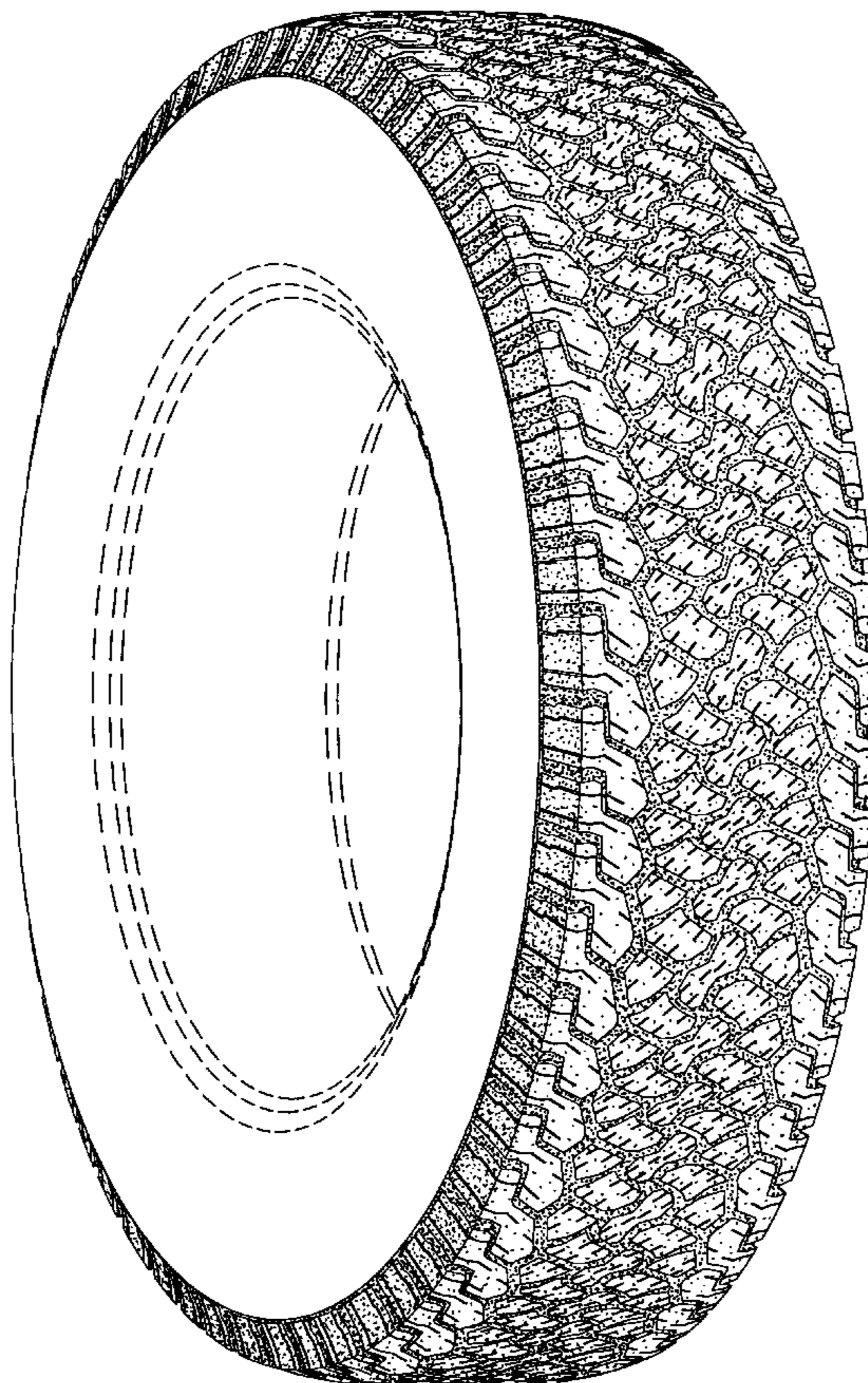
DESCRIPTION

FIG. 1 is a perspective view of a tire tread showing our new
tire tread design, it being understood that the tread pattern of
the tire tread is repeated over the outer circumference and
shoulder of the tire, the opposite being the same as that
illustrated; and,

FIG. 2 is a enlarged fragmentary front elevation view of our
new tire tread design thereof.

The broken line disclosure of a tire sidewall and inner bead
is for illustrative purposes only and forms no part of the
claimed design.

1 Claim, 2 Drawing Sheets



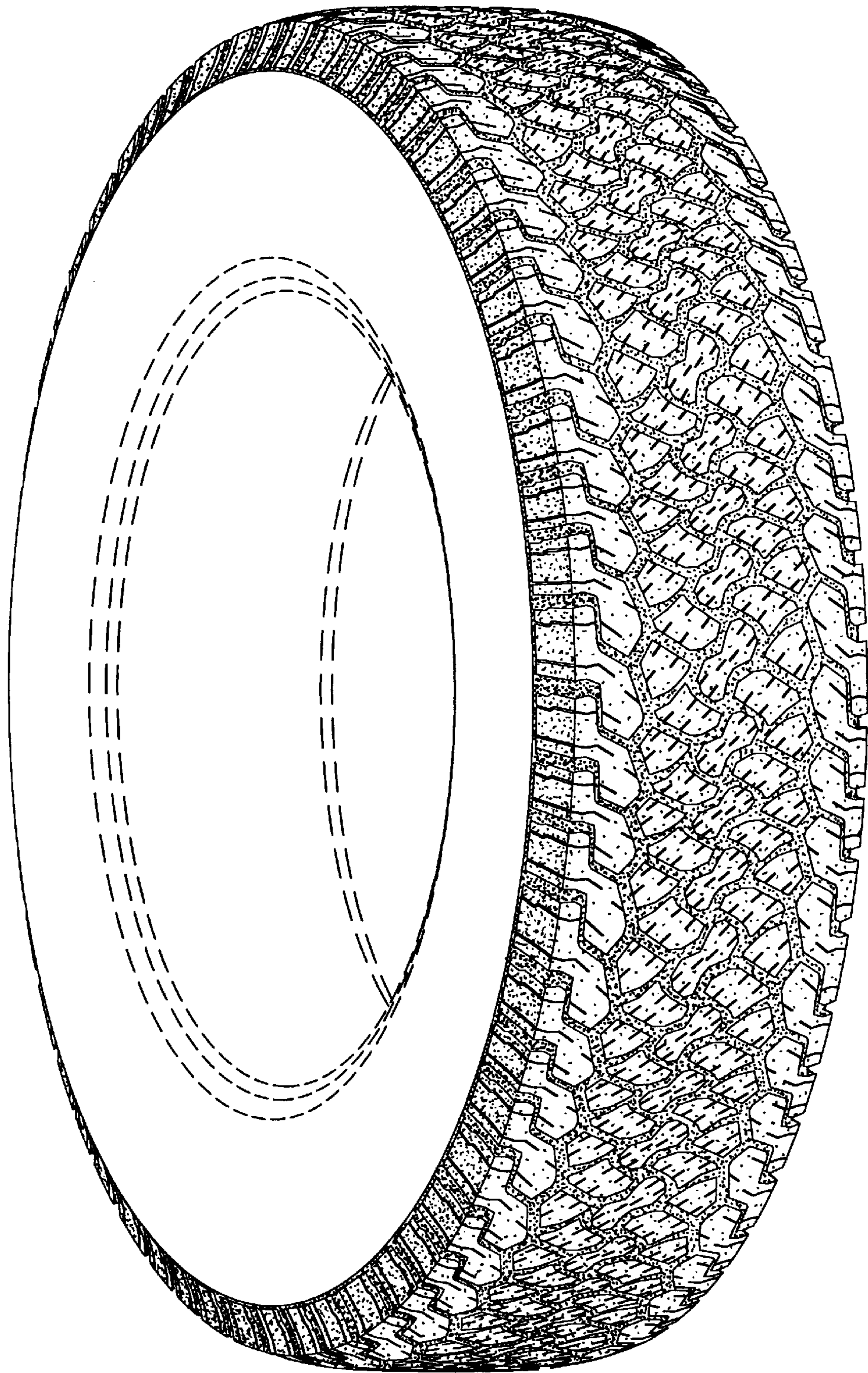


Fig. 1

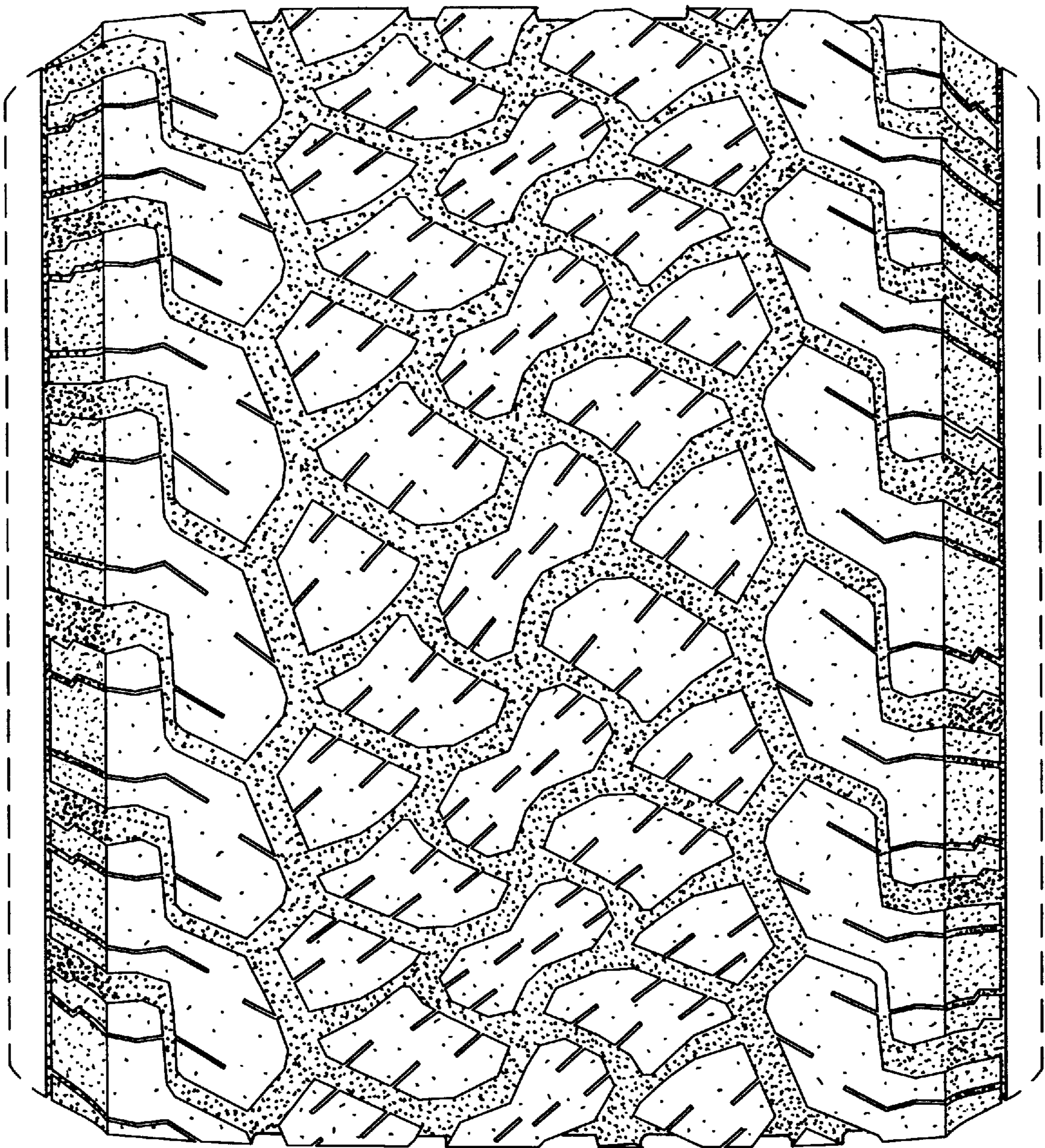


Fig. 2