



US00D402937S

United States Patent [19]

Robert

[11] Patent Number: Des. 402,937

[45] Date of Patent: **Dec. 22, 1998

[54] TIRE TREAD

[75] Inventor: Michel Pierre Charles Robert, Sibret, Belgium

[73] Assignee: The Goodyear Tire & Rubber Company, Akron, Ohio

[**] Term: 14 Years

[21] Appl. No.: 79,932

[22] Filed: Nov. 13, 1997

[51] LOC (6) Cl. 12-15

[52] U.S. Cl. D12/146

[58] Field of Search D12/136, 138, D12/140-143, 146-152; 152/209 R, 209 A, 209 D

[56] References Cited

U.S. PATENT DOCUMENTS

D. 207,152	3/1967	Makris	D90/20
D. 261,492	10/1981	Remy	D12/143
D. 267,086	11/1982	Hammond	D12/147
D. 279,089	6/1985	Wright	D12/147
D. 291,793	9/1987	Clemens	D12/147
D. 295,733	5/1988	Adam et al.	D12/143
D. 300,812	4/1989	Rabinovich	D12/147
D. 306,845	3/1990	Hinrichsen et al.	D12/146
D. 336,065	6/1993	Patel	D12/143
D. 340,891	11/1993	Patel	D12/147
D. 349,081	7/1994	Downey et al.	D12/147
D. 350,099	8/1994	Manestar	D12/147
D. 350,102	8/1994	Evraert et al.	D12/147
D. 351,369	10/1994	Hitzky et al.	D12/147
D. 354,025	1/1995	McKisson	D12/146

D. 364,369	11/1995	Graas	D12/146
D. 389,789	1/1998	Slingluff et al.	D12/147
D. 391,208	2/1998	Guspodin et al.	D12/147

FOREIGN PATENT DOCUMENTS

405229309 9/1993 Japan 152/209 R

OTHER PUBLICATIONS

Centennial Interceptor "SR" 5 Rib Tire, 1996 Tread Design Guide, p. 16, Feb. 1996.
Yokohama Y352 Tire, 1996 Tread Design Guide, p. 78 Feb. 1996.

Primary Examiner—Robert M. Spear
Attorney, Agent, or Firm—T. P. Lewandowski

[57] CLAIM

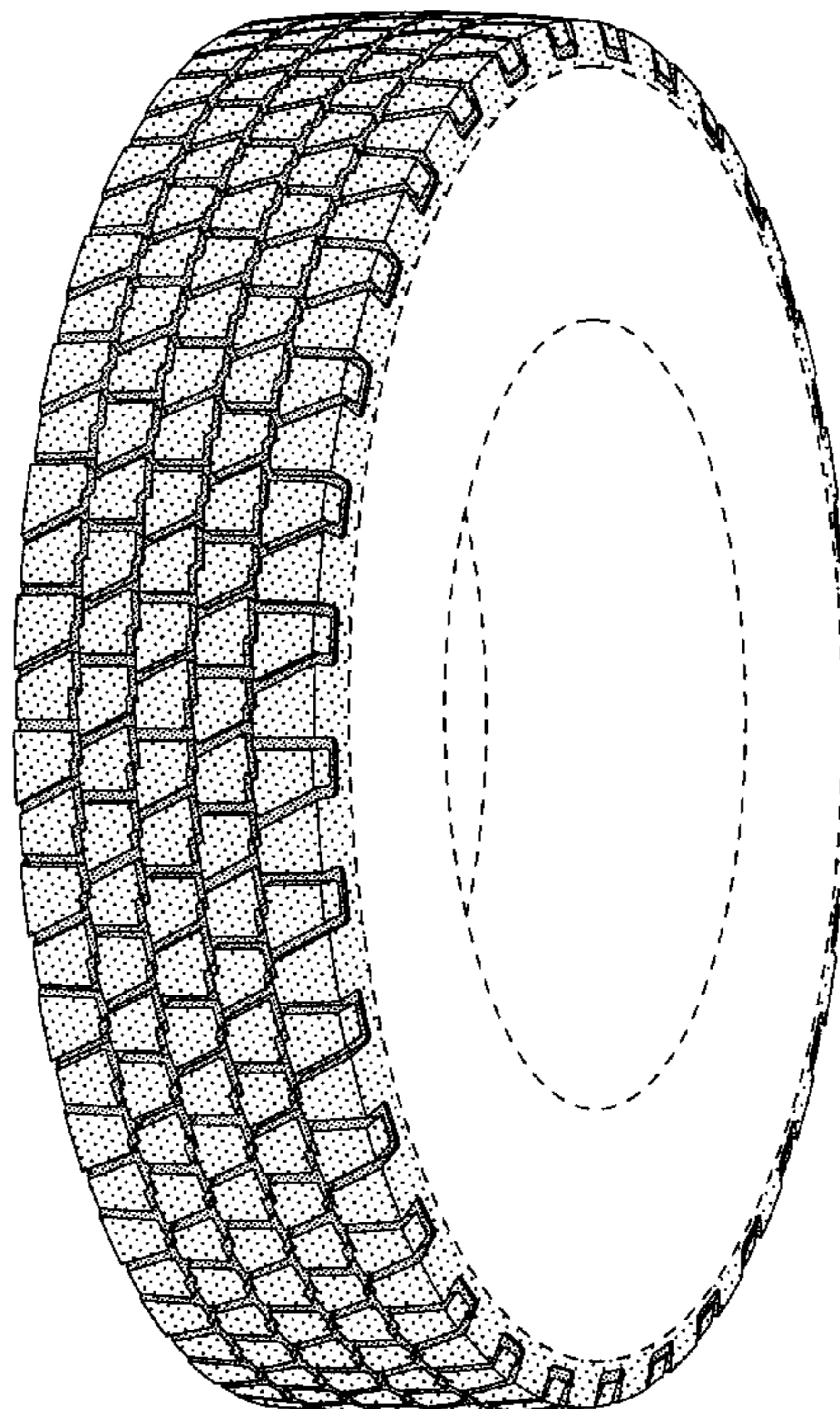
The ornamental design for a tire tread, as shown and described.

DESCRIPTION

FIG. 1 is a perspective view of a tire tread showing our new design, it being understood that the pattern repeats uniformly throughout the circumference of the tread;
FIG. 2 is a front elevational view thereof;
FIG. 3 is a side elevational view thereof, the opposite side elevational view being identical thereto; and,
FIG. 4 is an enlarged fragmentary front perspective view thereof.

In the drawings, the broken lines defining the inner bead of the sidewall and the peripheral boundary between the tire tread and the sidewall are for illustrative purposes only and form no part of the claimed design.

1 Claim, 4 Drawing Sheets



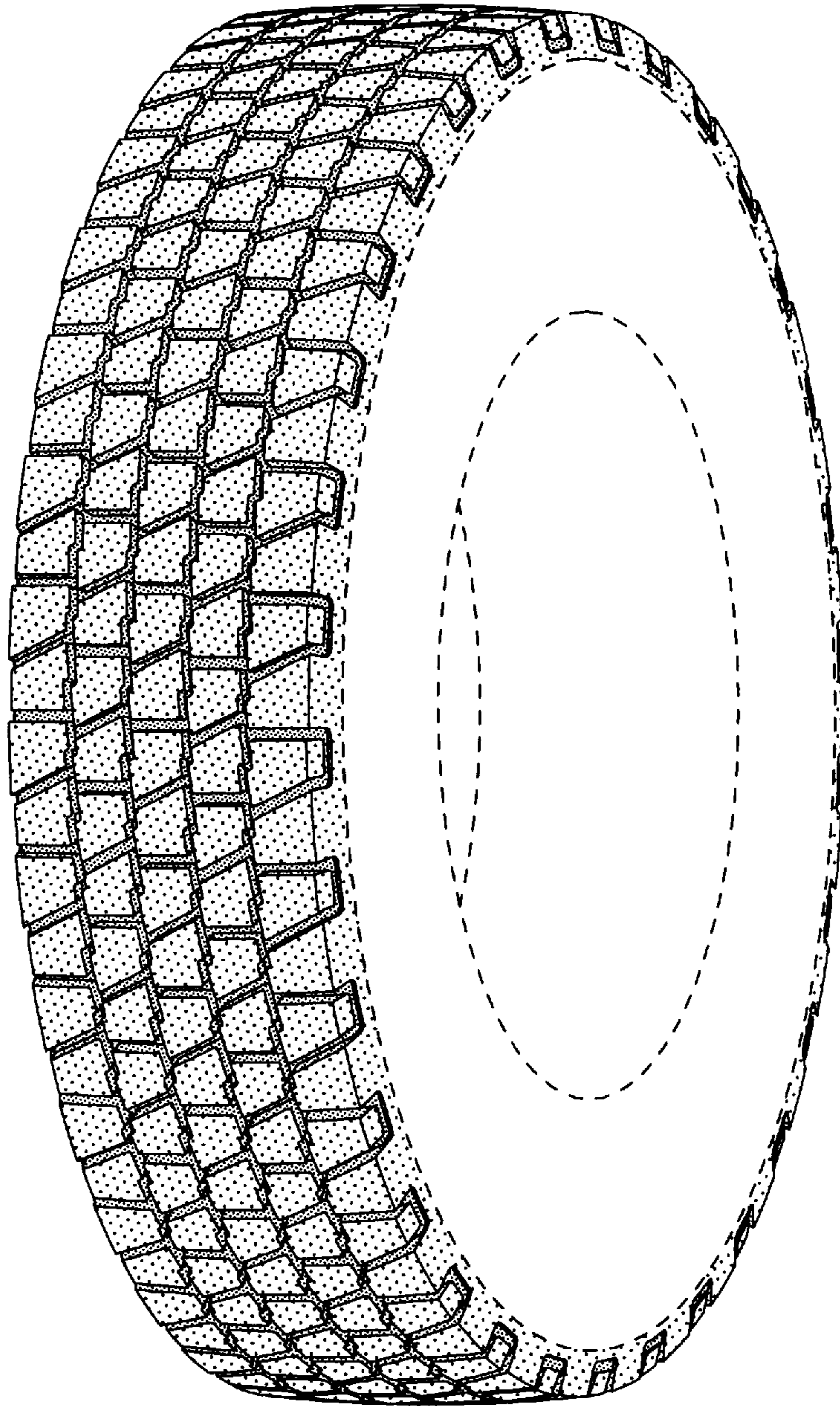


FIG-1

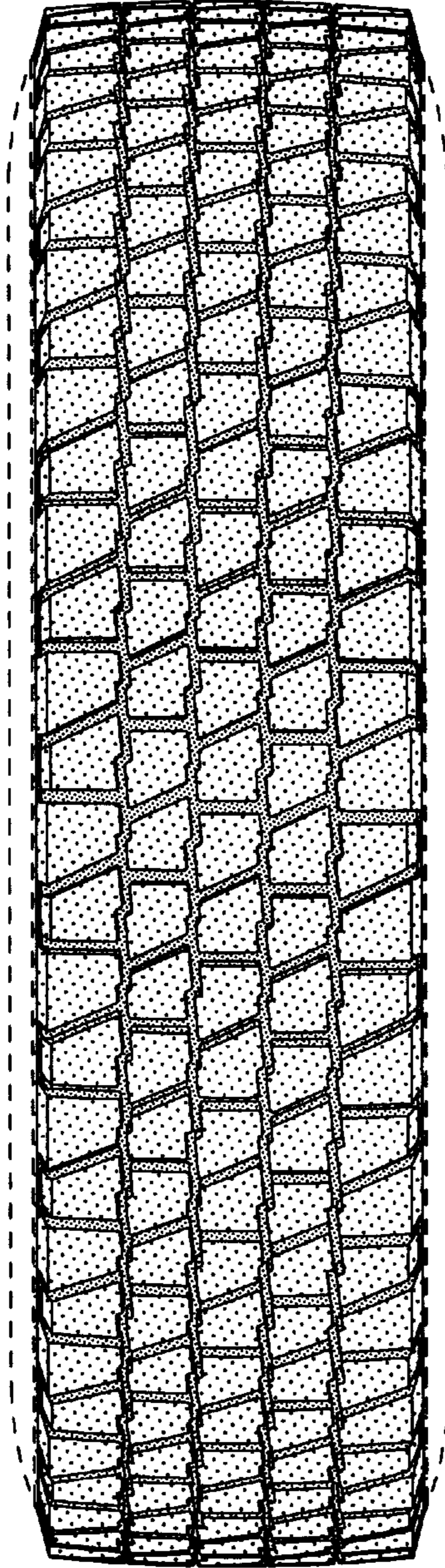


FIG-2

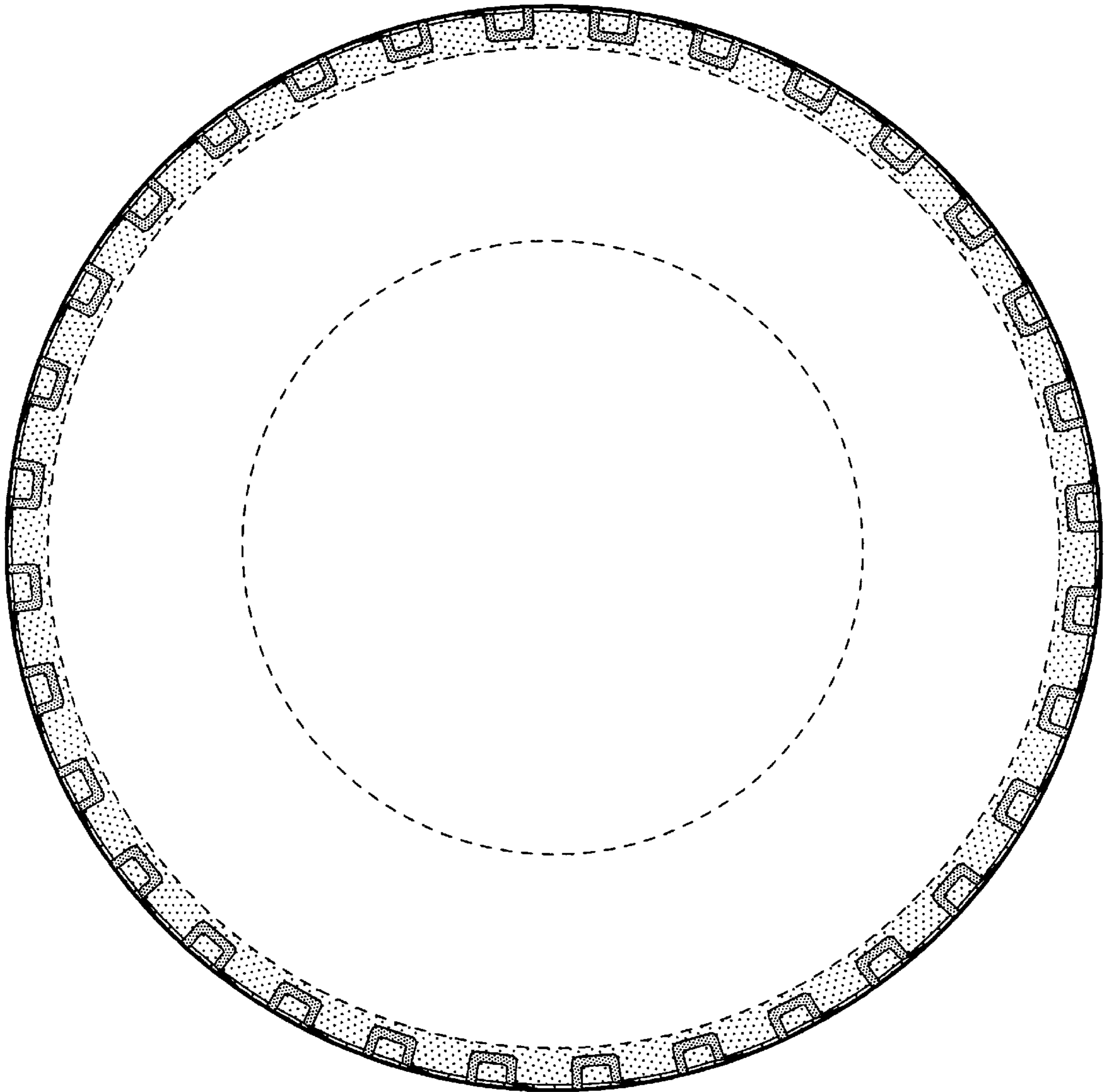


FIG-3

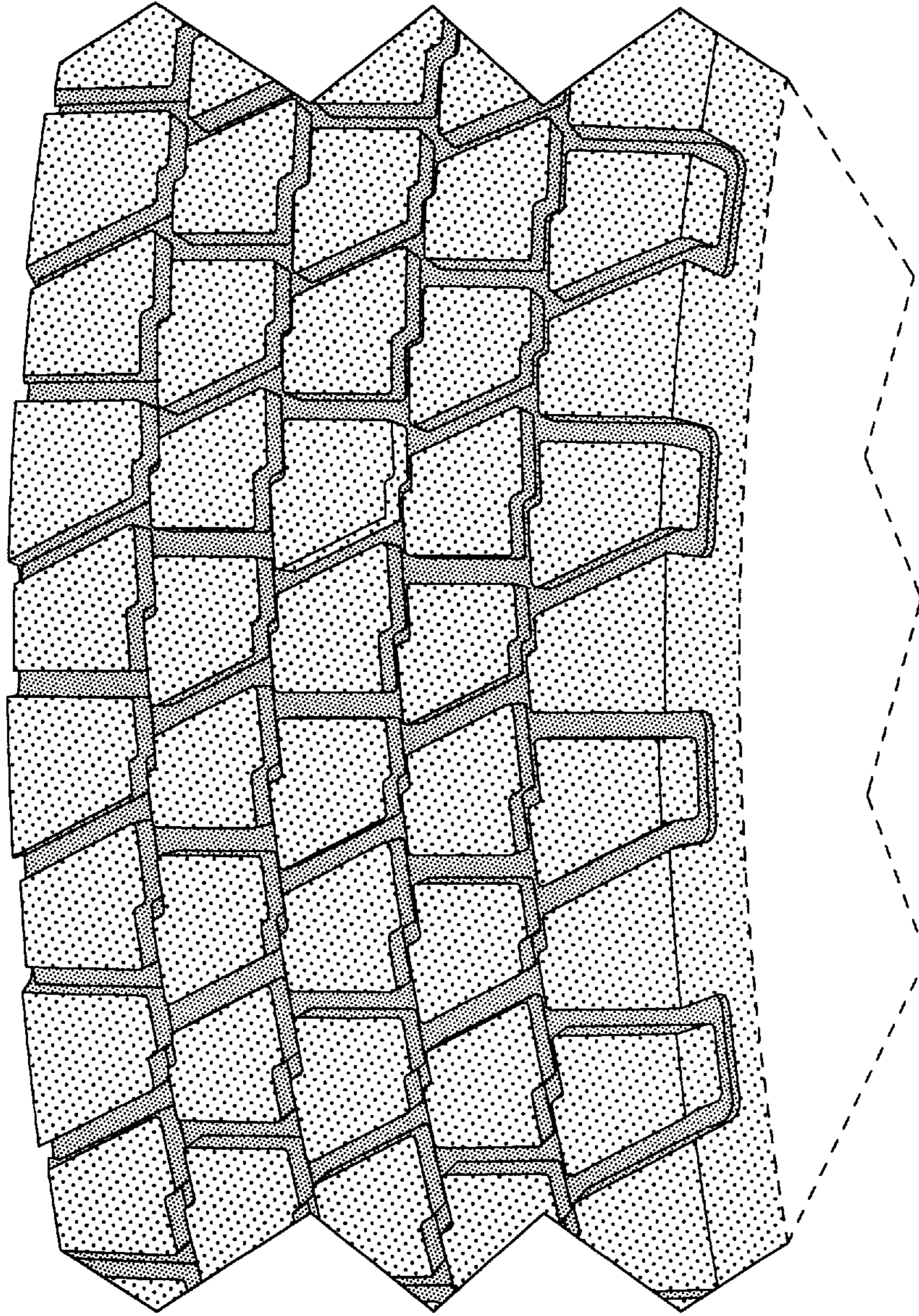


FIG-4