



US00D402936S

United States Patent [19]
Williams

[11] **Patent Number: Des. 402,936**

[45] **Date of Patent: **Dec. 22, 1998**

[54] **TIRE TREAD**

[75] Inventor: **Ellen MacDonald Williams**, Greer, S.C.

[73] Assignee: **Michelin Recherche Et Technique S.A.**, Switzerland

[**] Term: **14 Years**

[21] Appl. No.: **79,456**

[22] Filed: **Nov. 17, 1997**

[51] **LOC (6) Cl.** **12-15**

[52] **U.S. Cl.** **D12/146**

[58] **Field of Search** D12/136, 138,
D12/140-143, 146-152; 152/209 R, 209 A,
209 D

[56] **References Cited**

U.S. PATENT DOCUMENTS

D. 345,535	3/1994	Shinohara et al.	D12/147
D. 346,142	4/1994	Consolacion et al.	D12/147
D. 386,730	11/1997	Hubbell, Jr.	D12/147
D. 390,519	2/1998	White	D12/147

OTHER PUBLICATIONS

Cordovan Grand Prix Radial G/T 60 Tire, 1996 Tread Design Guide, p. 18, Feb. 1996.

Michelin XDA2 Tire, 1996 Tread Design Guide, p. 150, Feb. 1996.

Tread Design Guide, 1991, p. 20, Cooper Cobra Radial GT. Tread Design Guide, 1991, p. 28, EMPCO XPQ 5000 Radial G/T.

Tread Design Guide, 1996, p. 11, Big O Aspen III.

Tread Design Guide, 1996, p. 15, Cascade All Season SR4.

Tread Design Guide, 1996, p. 19, Cordovan Grand Prix SE.

Tread Design Guide, 1996, p. 26, Escort VXR-3000 A/S.

Tread Design Guide, 1996, p. 52, Montgomery Ward Road Tamer by Yokohama.

Tread Design Guide, 1996, p. 71, Sumitomo Sumitomo SC 618.

Primary Examiner—Robert M. Spear

Attorney, Agent, or Firm—Alan A. Csontos; Robert R. Reed

[57] **CLAIM**

The ornamental design for a tire tread, as shown and described.

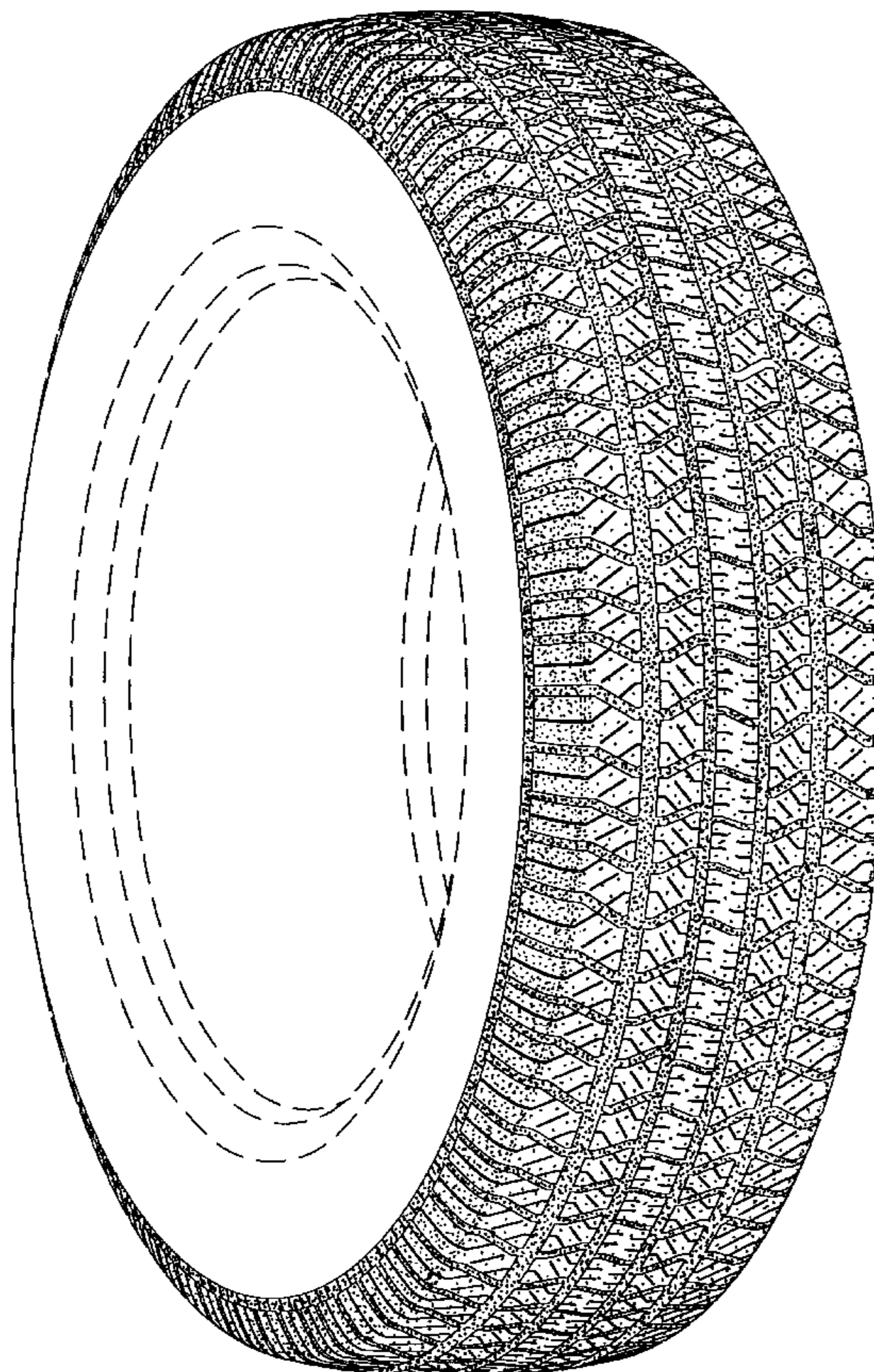
DESCRIPTION

FIG. 1 is a first perspective view of a tire tread showing my new tire tread design, it being understood that the tread pattern is repeated uniformly throughout the circumference of the tire tread with the opposite side being the same as for the side shown; and,

FIG. 2 is an enlarged fragmentary front elevation view of my new tire tread thereof.

The broken line showing of a tire sidewall and inner bead is for illustrative purposes only and forms no part of the claimed design.

1 Claim, 2 Drawing Sheets



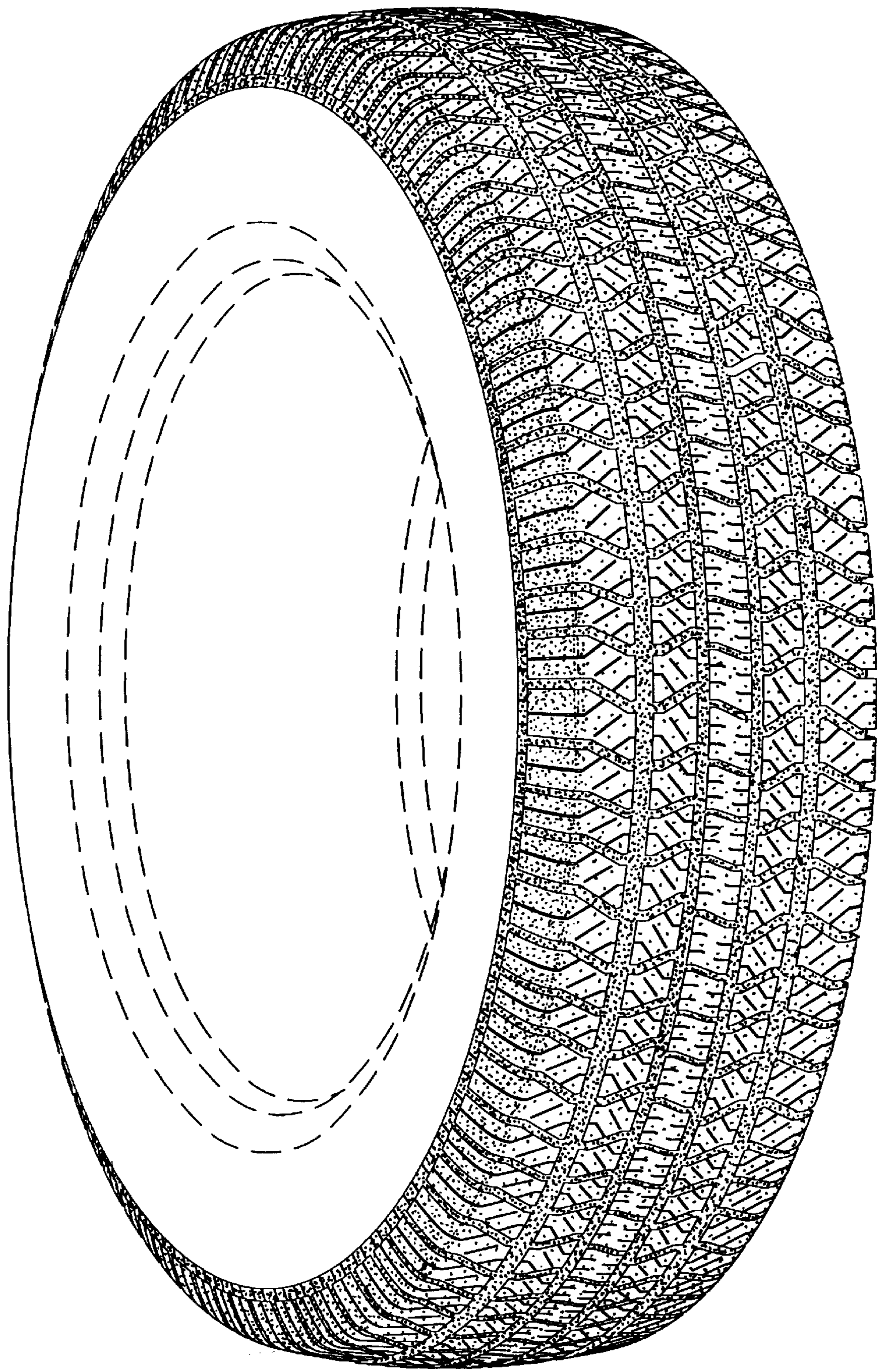


Fig. 1

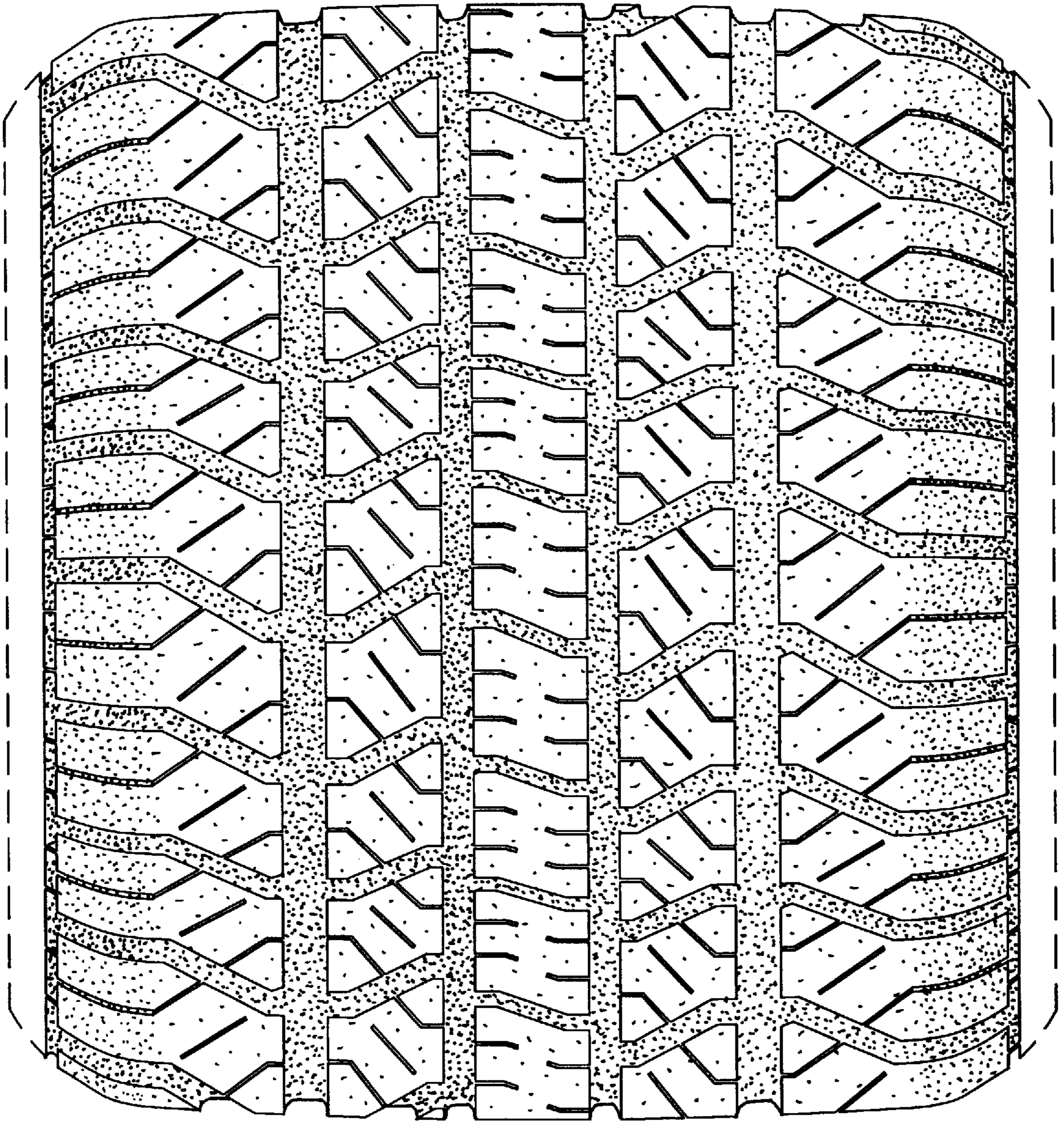


Fig. 2