



US00D402924S

United States Patent [19]

Neault et al.

[11] **Patent Number: Des. 402,924**

[45] **Date of Patent: **Dec. 22, 1998**

[54] **TRAILER**

[76] Inventors: **Michel Neault**, 583, St-Ovide, Ste-Sophie-de-Lévrard, Québec, Canada, G0X 3C0; **René Bellerose**, 4455 Gatineau, Rock Forest, Québec, Canada, J1N 3B4

[**] Term: **14 Years**

[21] Appl. No.: **80,132**

[22] Filed: **Sep. 11, 1997**

Related U.S. Application Data

[62] Division of Ser. No. 59,563, Sep. 13, 1996, Pat. No. Des. 392,598.

[51] **LOC (6) Cl.** **12-10**

[52] **U.S. Cl.** **D12/101**

[58] **Field of Search** D12/101; D34/12, D34/15, 16, 23, 24; 280/656, 63, 789, 426, 442, 47.33, 47.24, 42.26

[56] References Cited

U.S. PATENT DOCUMENTS

D. 277,086 1/1985 Dudley D12/101

D. 316,688 5/1991 Barginear D12/101
D. 322,235 12/1991 Bell D12/101
D. 375,921 11/1996 Kunkle D12/101
D. 380,708 7/1997 Witt D12/101
D. 392,598 3/1998 Neault et al. D12/101

Primary Examiner—Melody N. Brown
Attorney, Agent, or Firm—Robic

[57] CLAIM

The ornamental design for a trailer, as shown and described.

DESCRIPTION

FIG. 1 is a perspective view of a trailer, showing our new design;

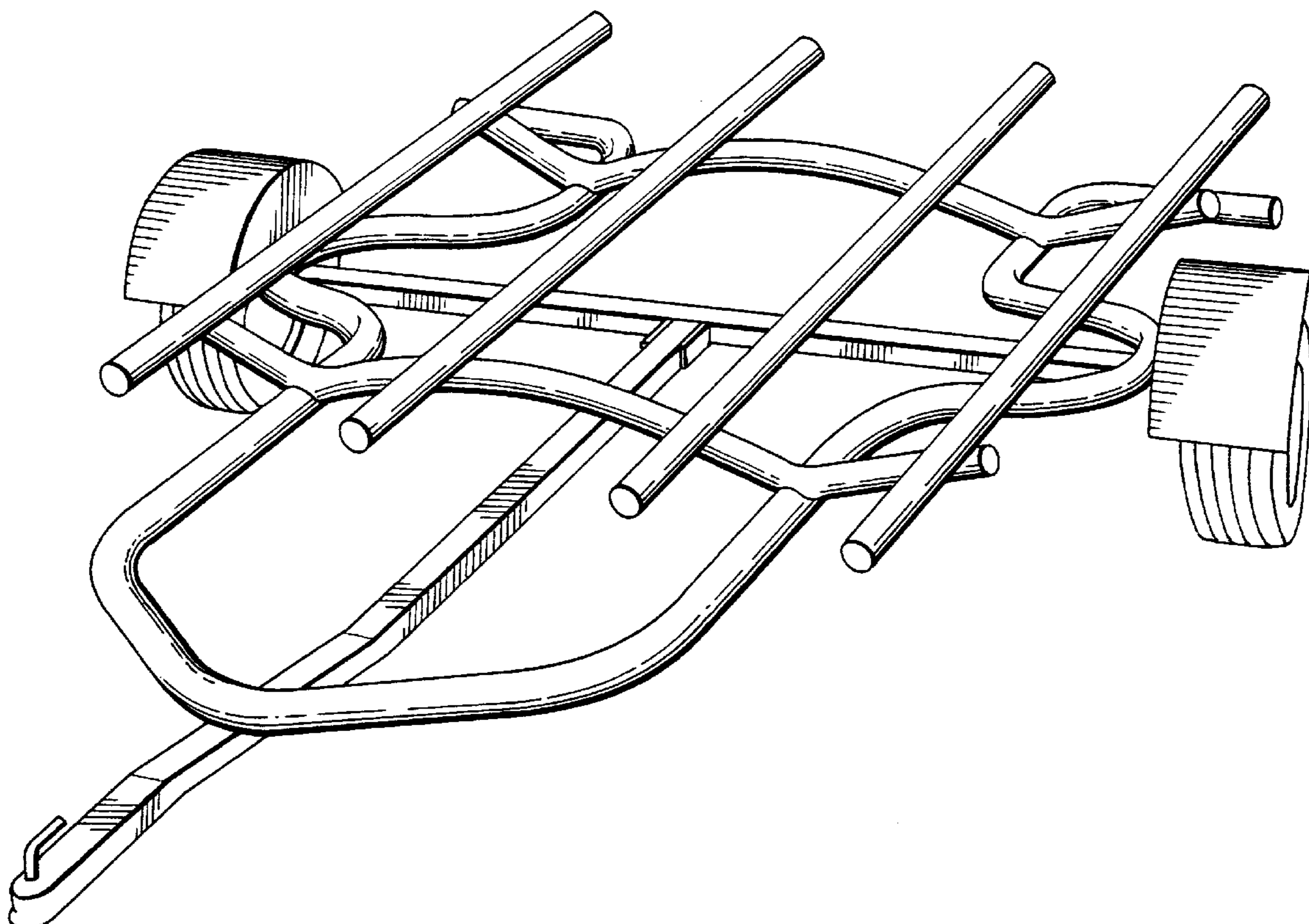
FIG. 2 is a top plan view thereof;

FIG. 3 is a side elevational view thereof, the other side being a mirror copy of this side;

FIG. 4 is a rear elevational view thereof; and,

FIG. 5 is a front elevational view thereof.

1 Claim, 3 Drawing Sheets



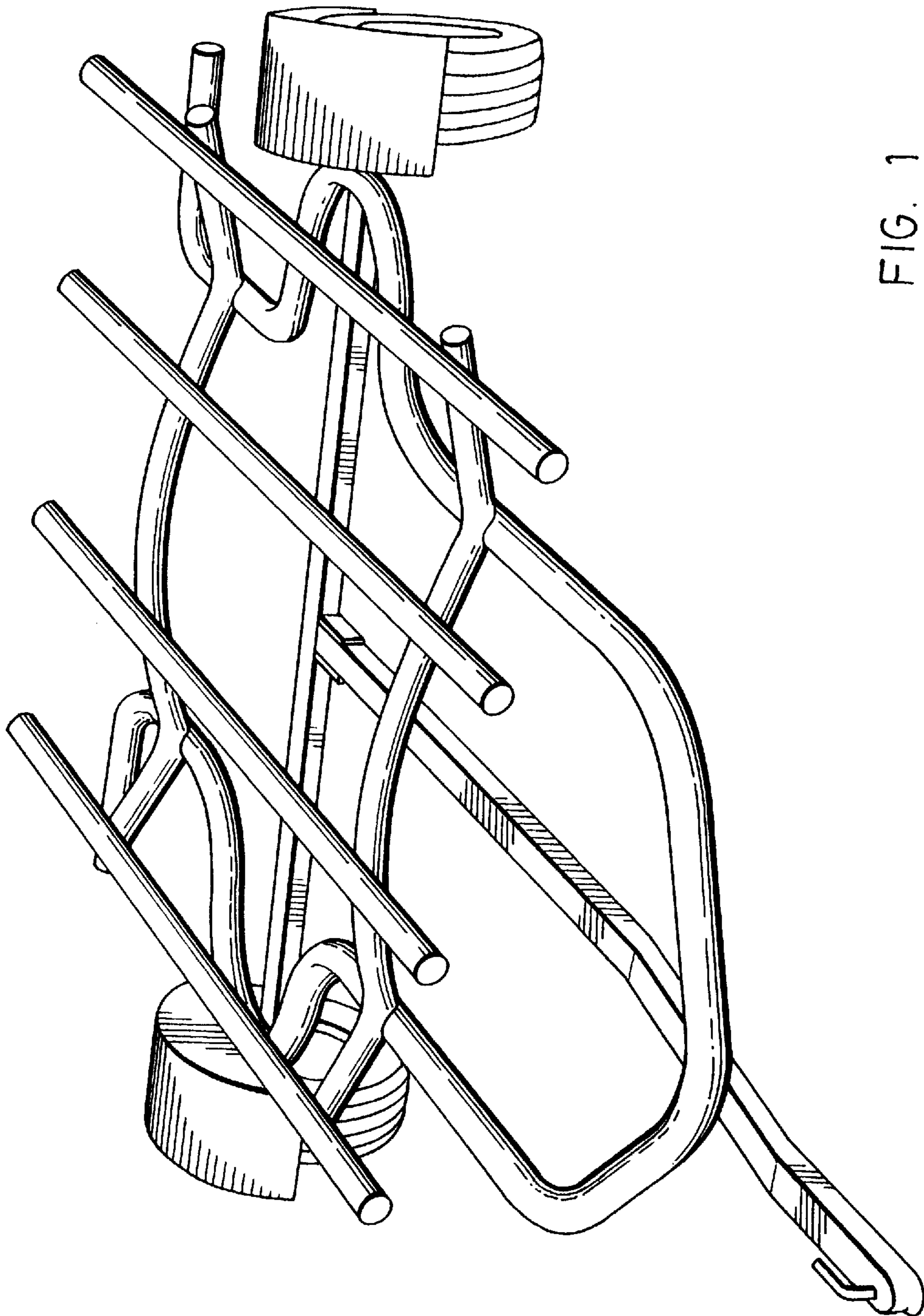


FIG. 1

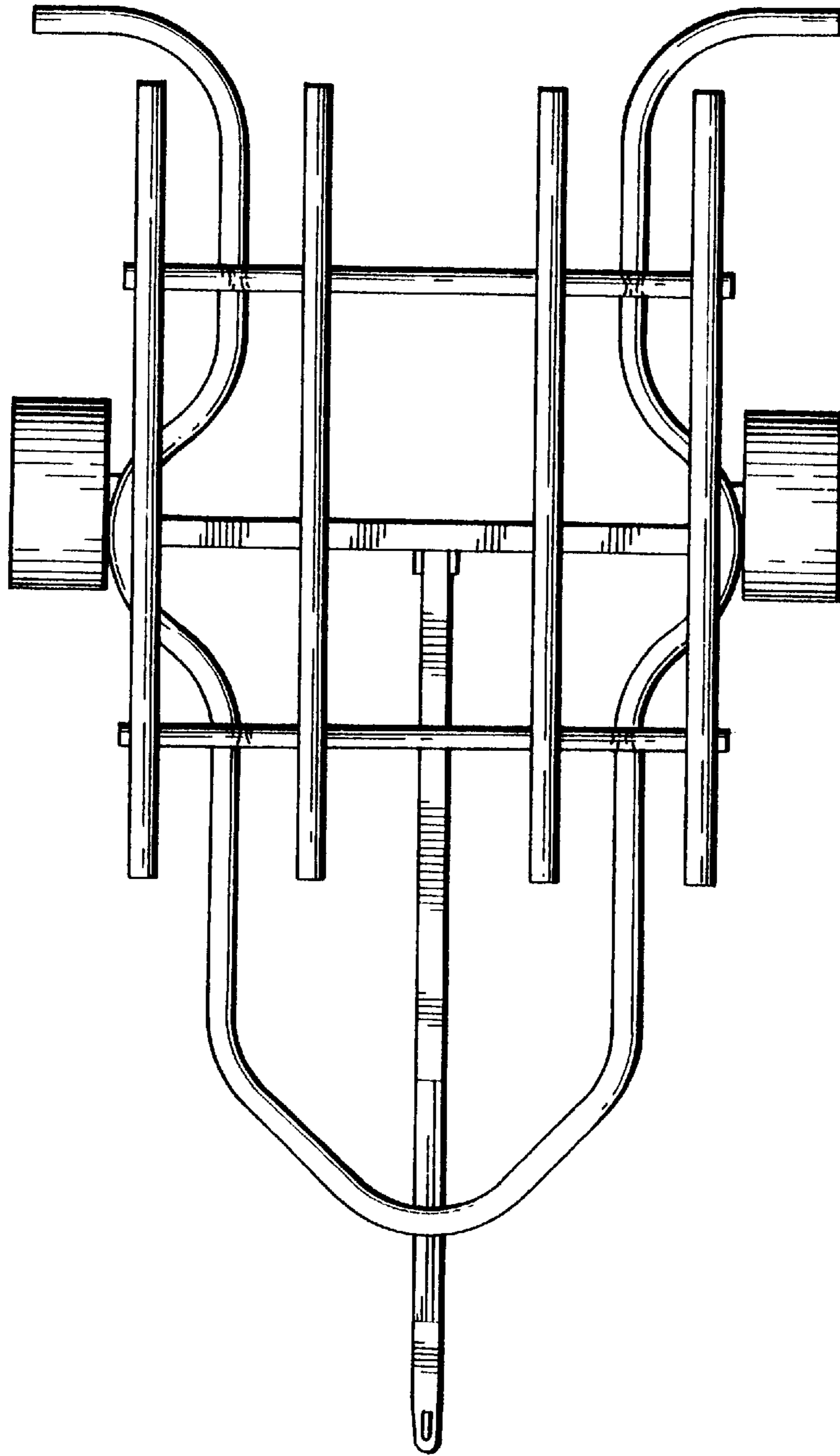


FIG. 2

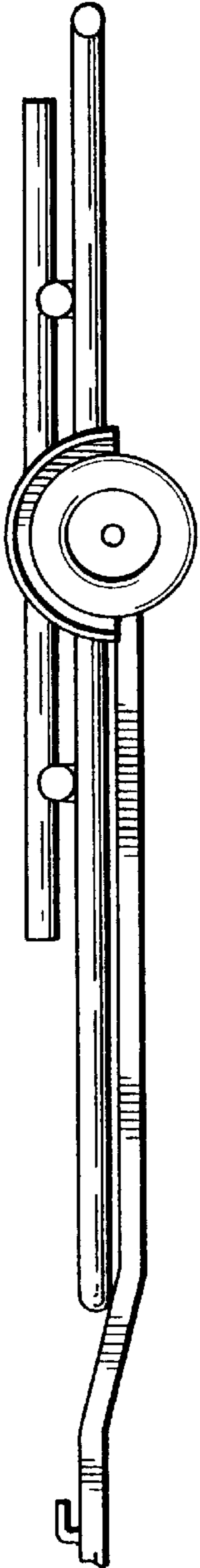


FIG. 3

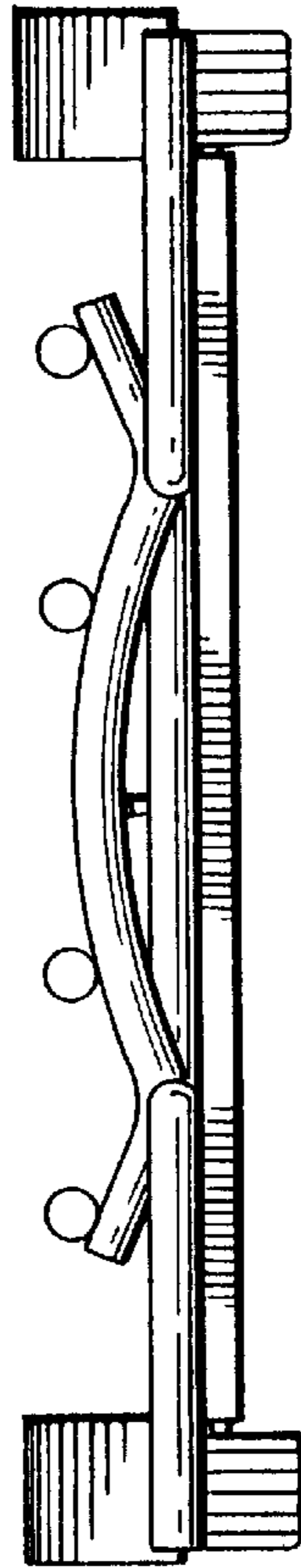


FIG. 4

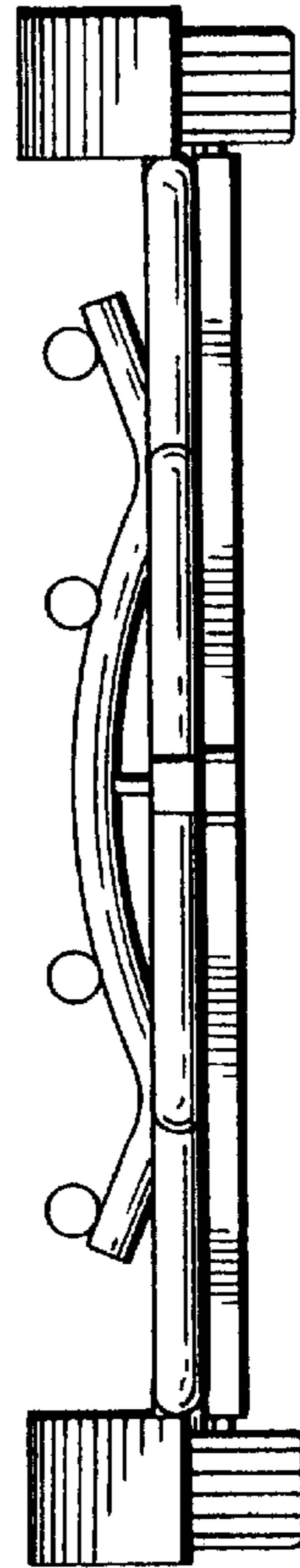


FIG. 5