

US00D402901S

United States Patent [19]
Sugisawa

[11] **Patent Number: Des. 402,901**
[45] **Date of Patent: **Dec. 22, 1998**

[54] **WATCH CASE**

D. 386,694 11/1997 Houlihan D10/30
D. 387,998 12/1997 Ramos D10/30

[75] Inventor: **Akihiro Sugisawa**, Fussa, Japan

OTHER PUBLICATIONS

[73] Assignee: **Casio Keisanki Kabushiki Kaisha**,
Tokyo, Japan

Home Furnshings Daily—Jun. 14, 1976—p. 45—watch at
right.

[**] Term: **14 Years**

Primary Examiner—Nelson C. Holtje
Attorney, Agent, or Firm—Frishauf, Holtz, Goodman,
Langer & Chick

[21] Appl. No.: **84,014**

[22] Filed: **Feb. 23, 1998**

[57] **CLAIM**

[51] **LOC (6) Cl.** **10-02**

The ornamental design for watch case, as shown.

[52] **U.S. Cl.** **D10/30**

DESCRIPTION

[58] **Field of Search** D10/1-40, 122-132;
368/280-282, 276-277, 28-30, 285, 239-242,
82-84, 41-44

FIG. 1 is a front elevational view of watch case, showing my
new design;
FIG. 2 is a top plan view thereof;
FIG. 3 is a bottom plan view thereof;
FIG. 4 is a left side elevational view thereof;
FIG. 5 is a right side elevational view thereof;
FIG. 6 is a rear elevational view thereof; and,
FIG. 7 is a front, top and left side perspective view thereof.

[56] **References Cited**

U.S. PATENT DOCUMENTS

D. 287,341 12/1986 Grimes D10/30
D. 363,234 10/1995 Morishima D10/38
D. 368,432 4/1996 Takashi D10/31
D. 377,763 2/1997 Goto D10/38

1 Claim, 2 Drawing Sheets

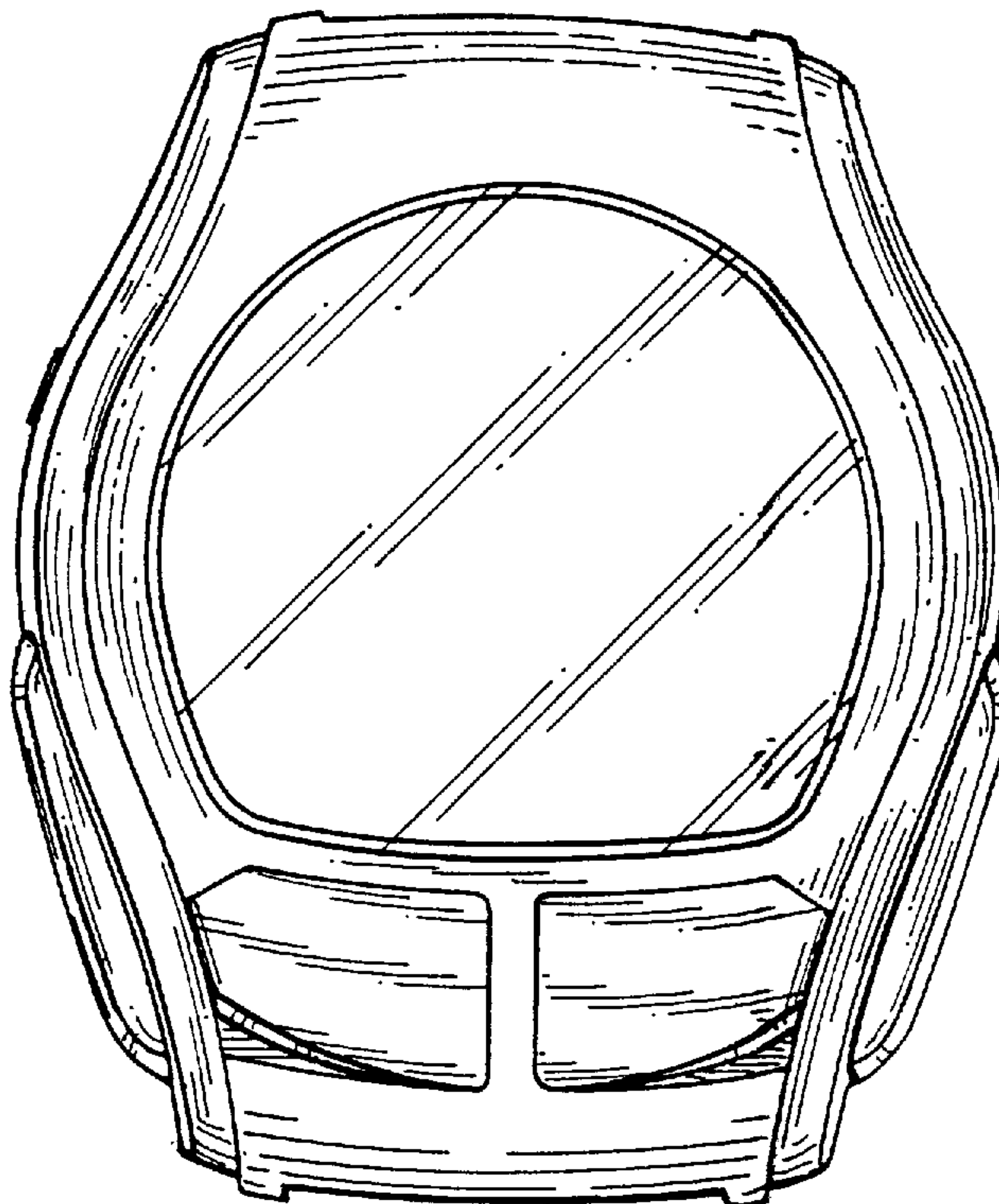




FIG. 2




FIG. 4

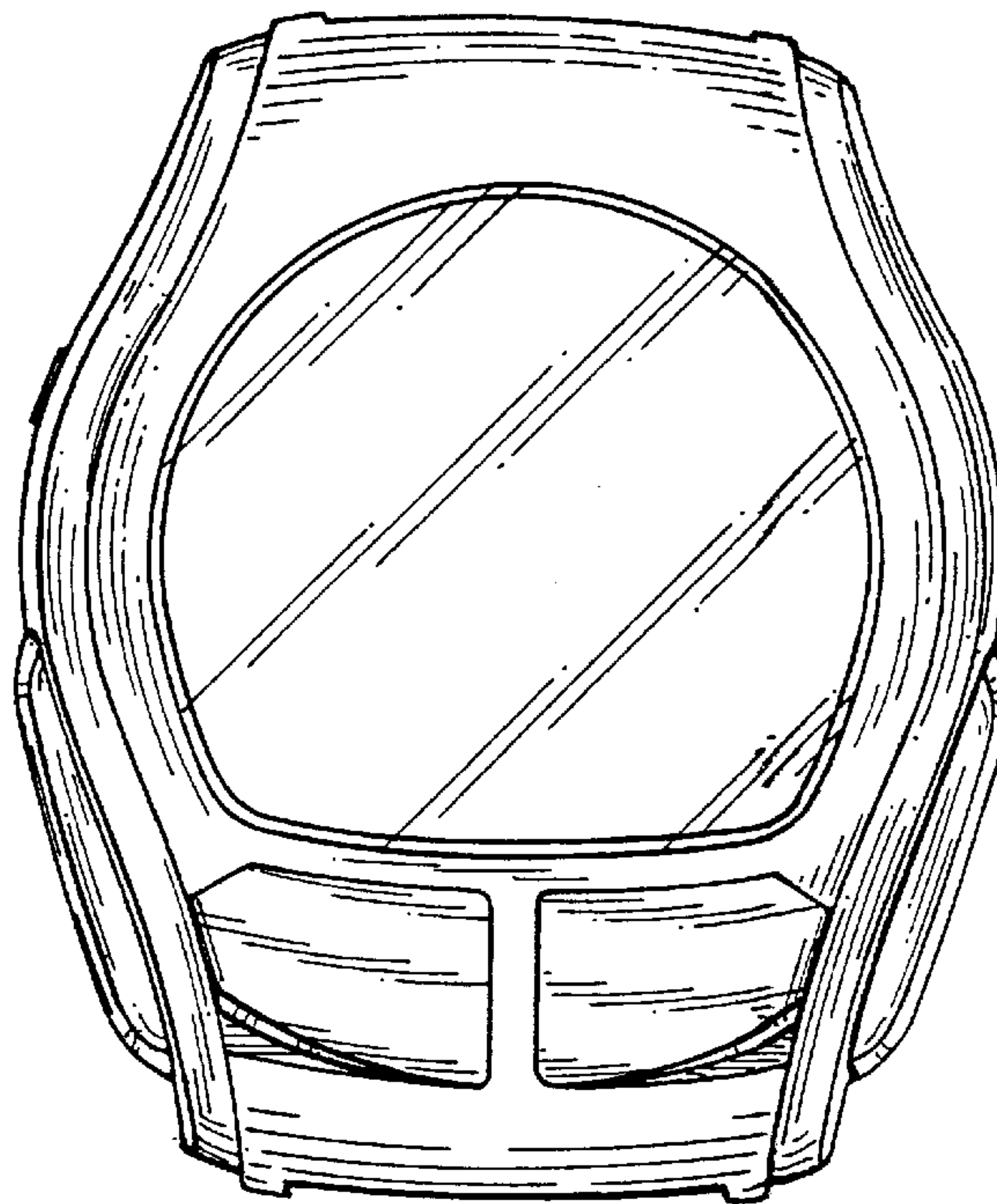


FIG. 1




FIG. 5




FIG. 3

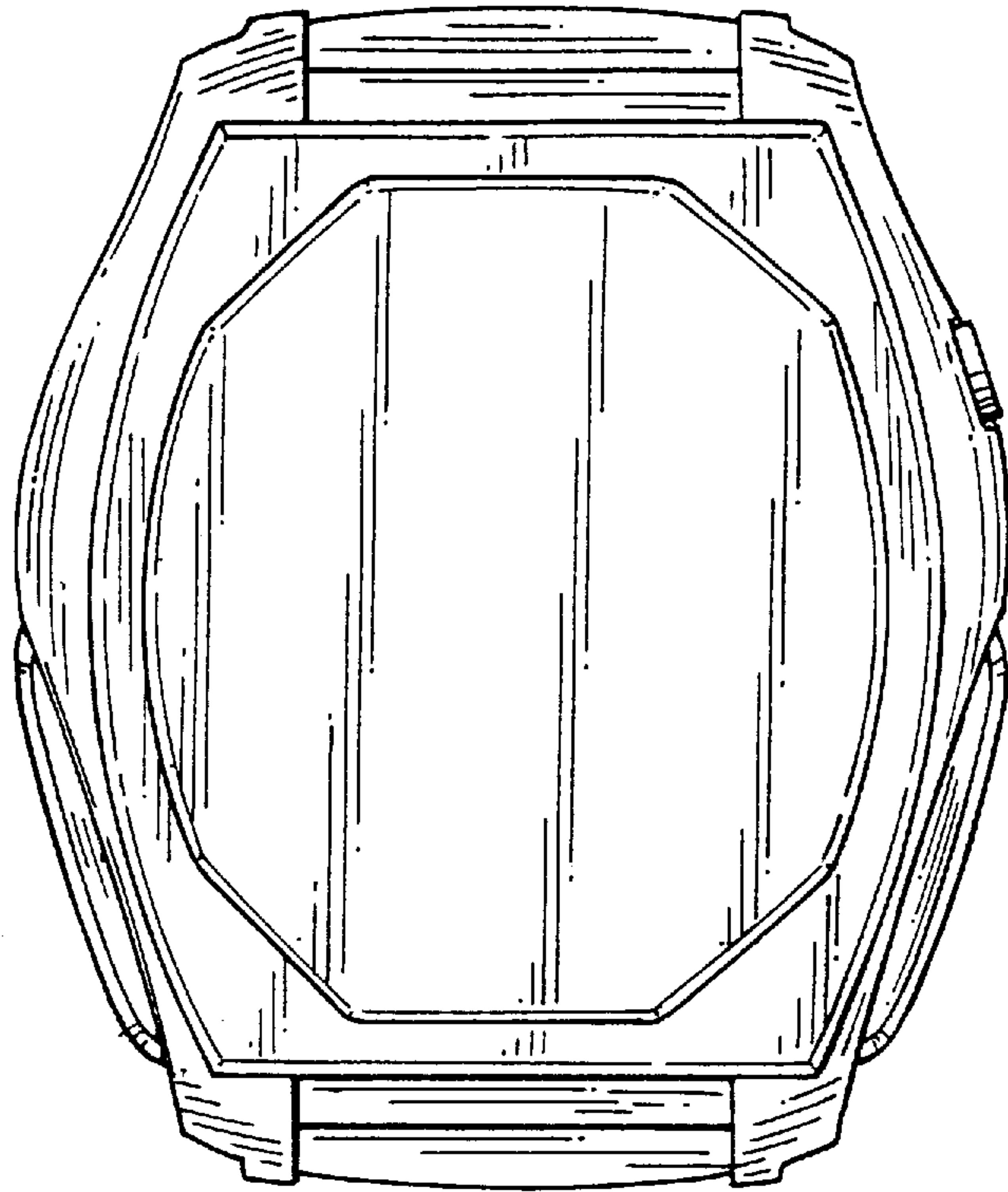


FIG. 6

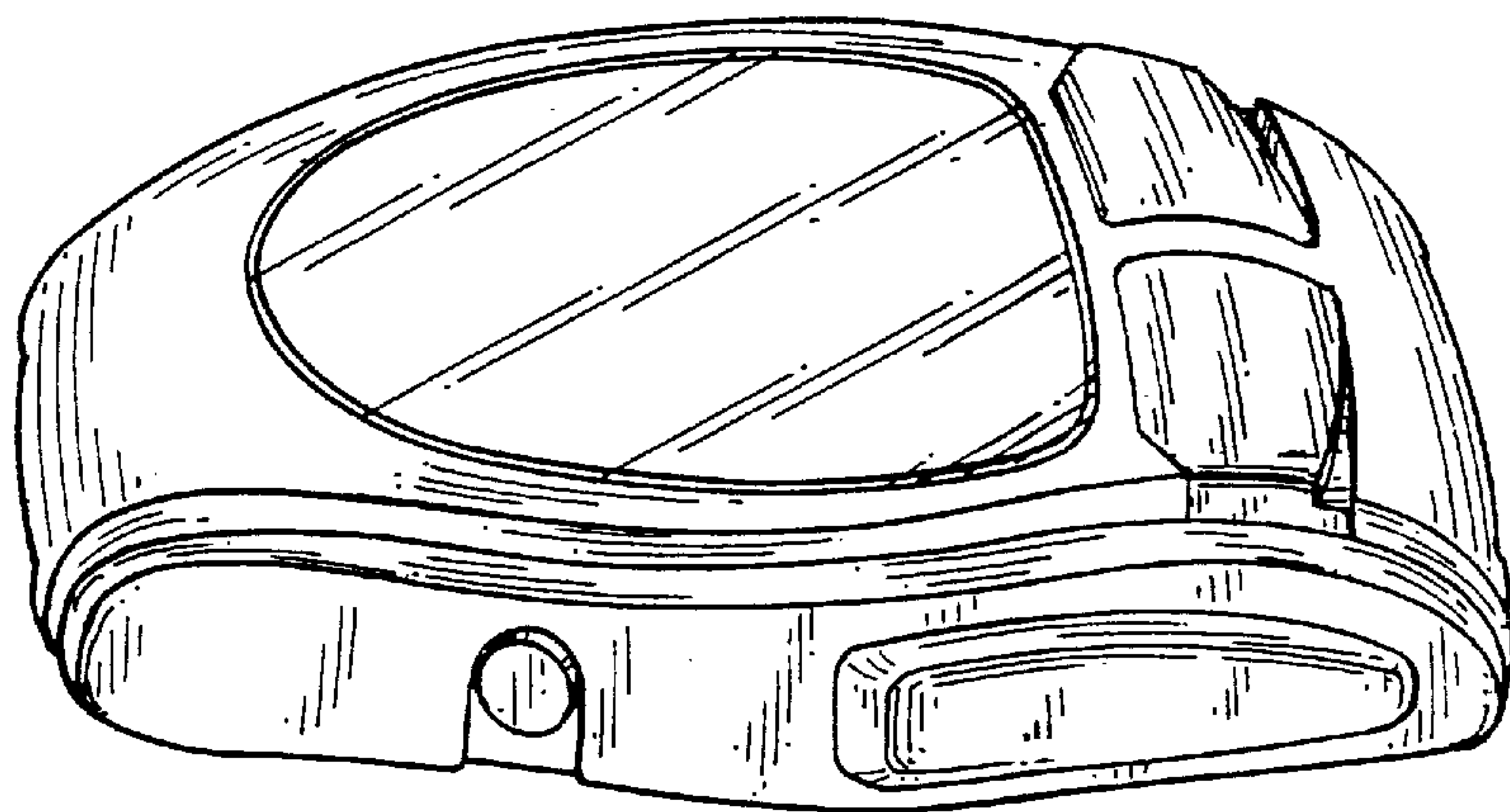


FIG. 7