



US00D402892S

United States Patent [19]
Hering

[11] **Patent Number: Des. 402,892**

[45] **Date of Patent: **Dec. 22, 1998**

[54] **BOTTLE CAP**

1,102,699 7/1914 Sondhelm et al. 215/200 X
3,315,830 4/1967 Flynn D9/435 X
5,025,941 6/1991 Petit 215/228

[75] Inventor: **Rolf Hering**, Kronach, Germany

[73] Assignee: **Heinz-Glas GmbH**, Keintettau,
Germany

[**] Term: **14 Years**

Primary Examiner—James Gandy
Assistant Examiner—Cathron B. Matta
Attorney, Agent, or Firm—Fishman, Dionne, Cantor &
Colburn

[21] Appl. No.: **62,566**

[57] **CLAIM**

[22] Filed: **Nov. 18, 1996**

The ornamental design for a bottle cap, as shown and described.

[51] **LOC (6) Cl.** **09-07**

DESCRIPTION

[52] **U.S. Cl.** **D9/454**

[58] **Field of Search** D9/434, 435, 445,
D9/454, 300, 503, 504, 529; 215/200, 228,
295, 316, 329; 220/200, 376

FIG. 1 shows a side elevation view of my new design, with all other side elevation views being a mirror image thereof; FIG. 2 shows a top plan view thereof; and, FIG. 3 shows a side elevation view of the bottle cap of FIG. 1 mounted on a bottle.


[56] **References Cited**

U.S. PATENT DOCUMENTS

D. 129,960 10/1941 Derham et al. D9/503
D. 271,285 11/1983 Lauren D9/454
D. 338,824 8/1993 Chen D9/300
D. 366,422 1/1996 Gobe D9/300 X

The broken line showing of a bottle is for illustrative purposes only and forms no part of the claimed design. The bottom and interior of the bottle cap form no part of the claimed design.

1 Claim, 1 Drawing Sheet



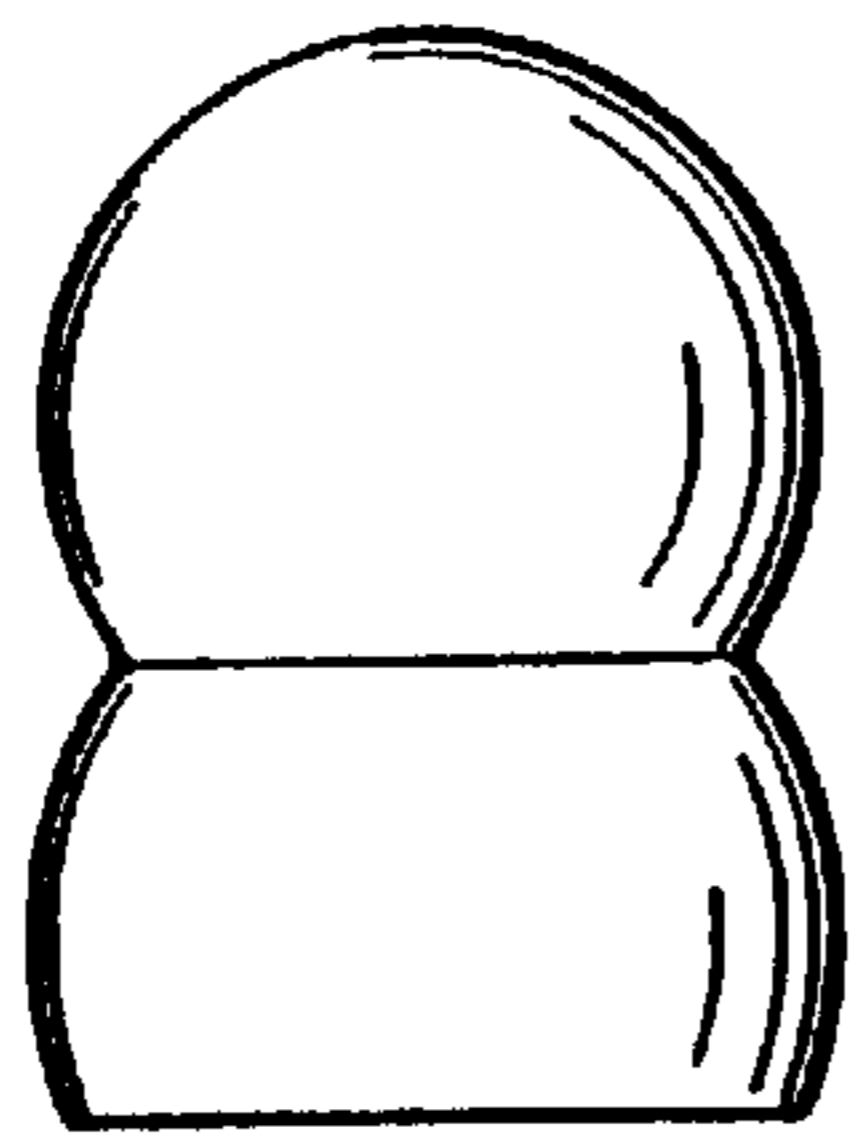


Fig. 1

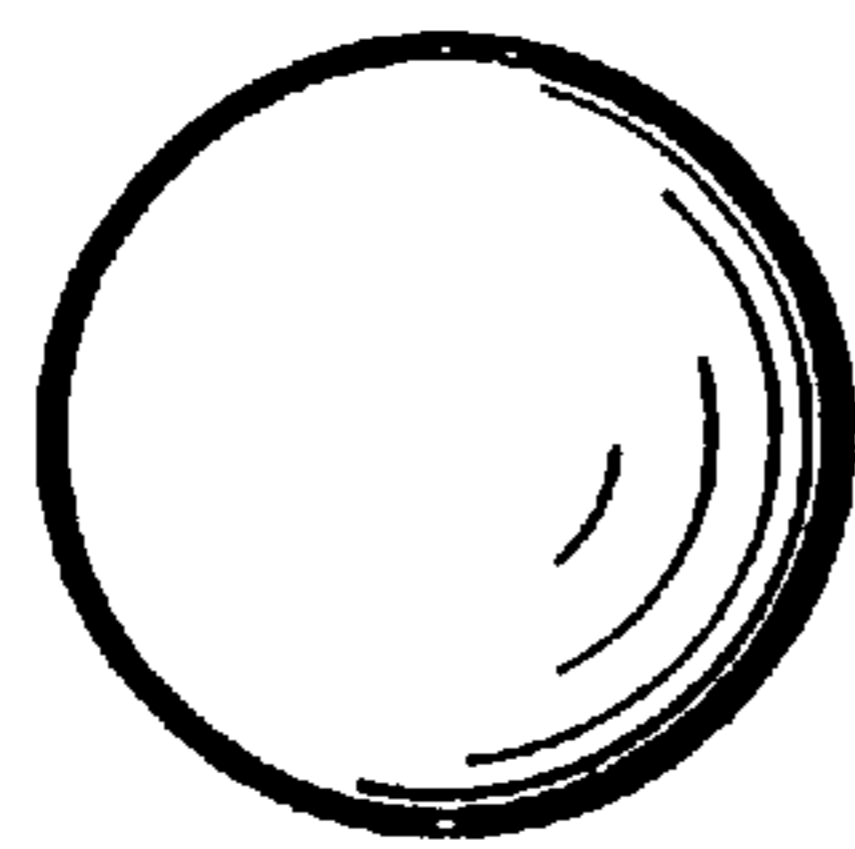


Fig. 2




Fig. 3