



US00D402884S

United States Patent [19] Wood

[11] **Patent Number: Des. 402,884**

[45] **Date of Patent: **Dec. 22, 1998**

[54] **PLASTIC CLIP**

B2 5,098,676 11/1997 Brooks et al. 422/292

[75] Inventor: **Timothy E. Wood**, Weare, N.H.

OTHER PUBLICATIONS

[73] Assignee: **Poly Vac, Inc.**, Manchester, N.H.

Poly Vac, Inc. Opti Care-Durable Scope Containers Jul. 1995 Poly Vac, Inc.

[**] Term: **14 Years**

Poly Vac, Inc. Blending Form And Function 1996 Publications Network, Inc.

[21] Appl. No.: **79,956**

Primary Examiner—Holly Baynham

[22] Filed: **Nov. 21, 1997**

Attorney, Agent, or Firm—Hayes, Soloway, Hennessey, Grossman & Hage, P.C.

[51] **LOC (6) Cl.** **08-05**

[52] **U.S. Cl.** **D8/394**

[58] **Field of Search** D8/354, 394-396,
D8/371; 248/229, 74.2, 65; 24/339, 336,
545, 546, 561

[57] CLAIM

I claim the ornamental design for a plastic clip, as shown and described.

[56] References Cited

DESCRIPTION


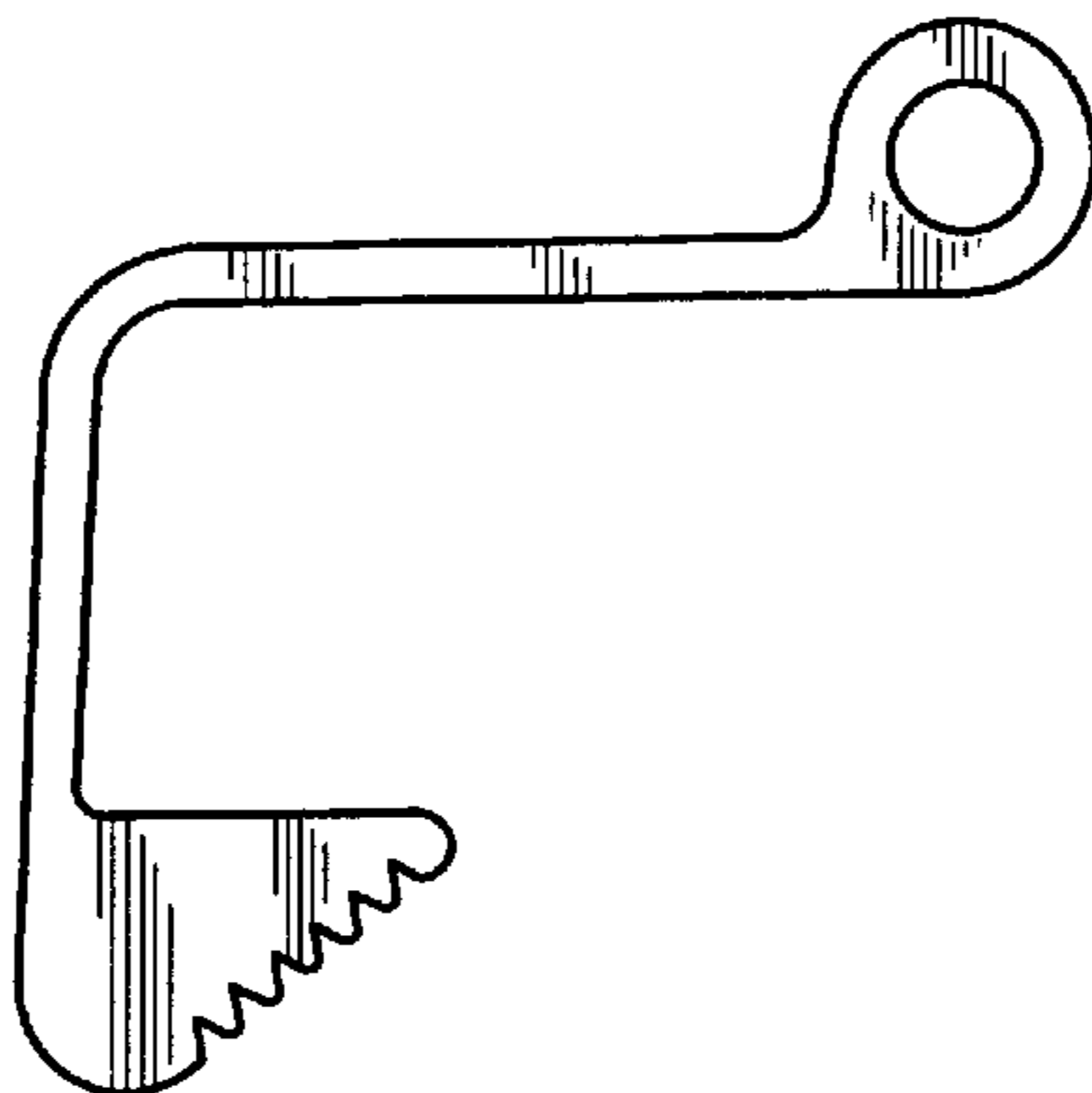
U.S. PATENT DOCUMENTS

D. 383,971	9/1997	Garfinkle	D8/395
5,490,975	2/1996	Dane	422/300
5,518,115	5/1996	Latulippe	206/370
5,595,296	1/1997	Wood	206/363
5,599,512	2/1997	Latulippe et al.	422/300
5,690,223	11/1997	Wood	206/363

FIG. 1 is a right end view of the plastic clip of the present invention, with the left end view being a mirror image thereof;

FIG. 2 is a front plan view of the plastic clip of FIG. 1; FIG. 3 is a top plan view of the plastic clip of FIG. 1; and, FIG. 4 is a bottom plan view of the plastic clip of FIG. 1.

1 Claim, 2 Drawing Sheets



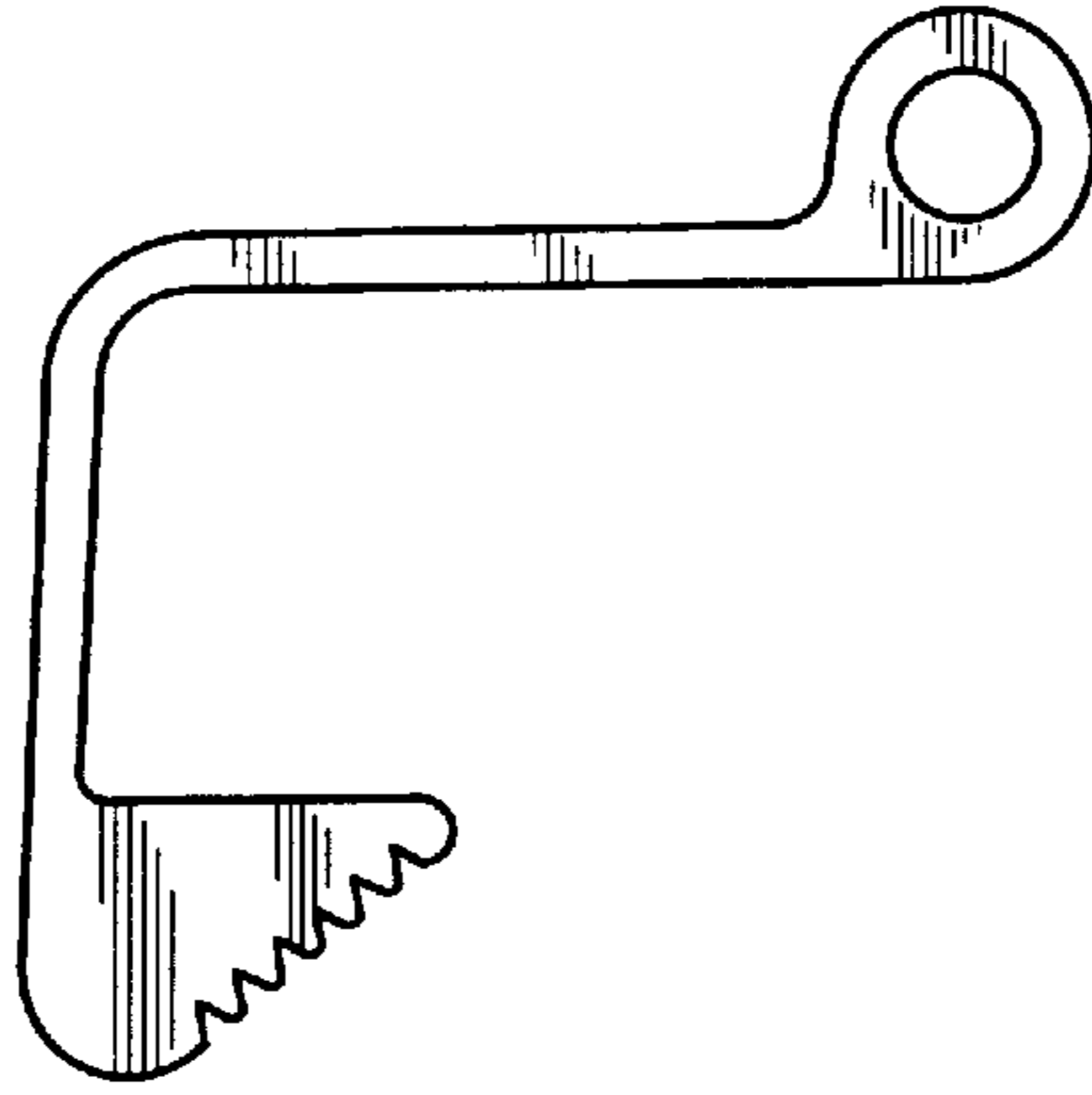


FIG. 1

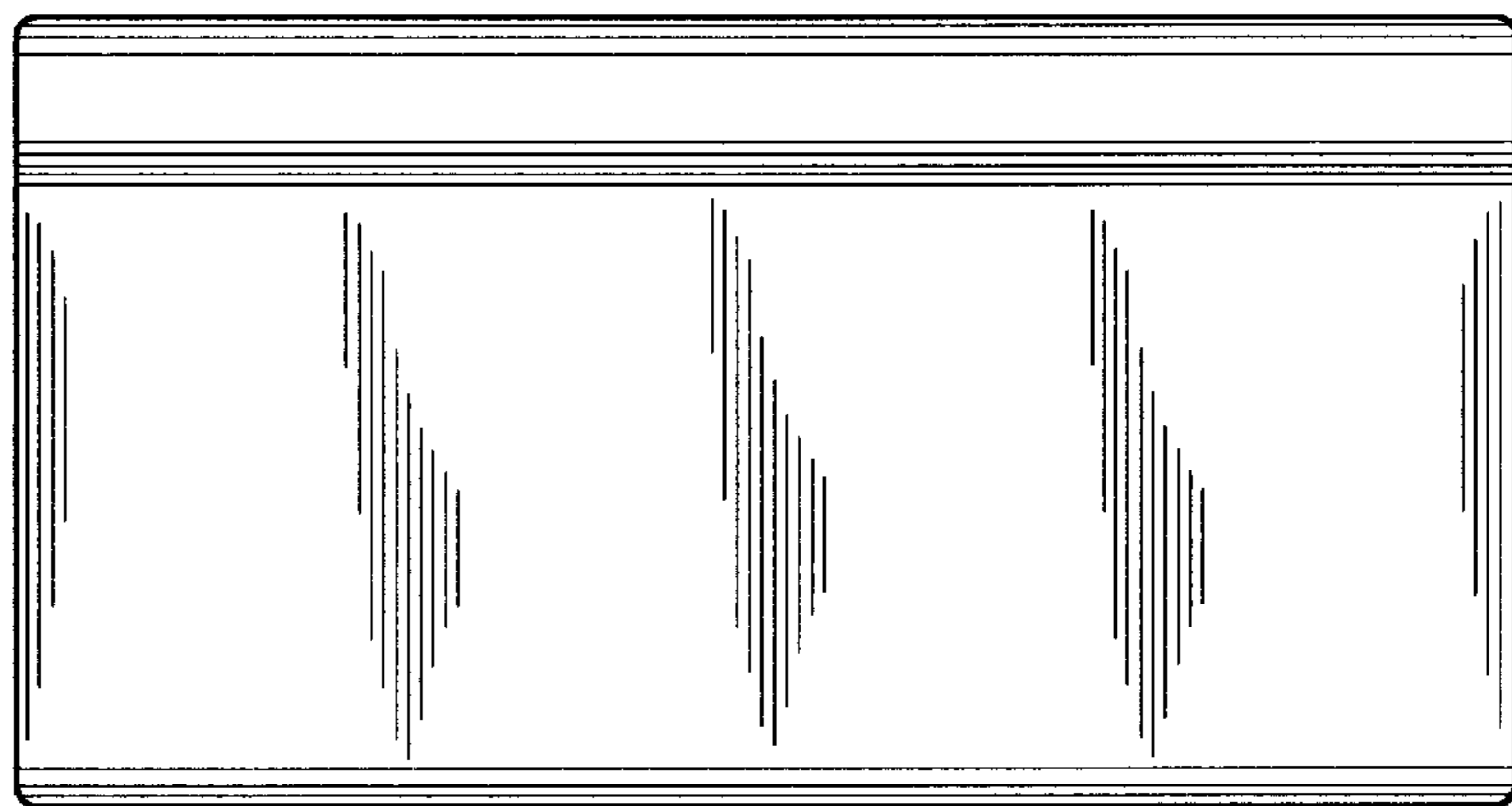


FIG. 2




FIG. 3




FIG. 4