



US00D402874S

United States Patent [19]
Hall et al.

[11] **Patent Number: Des. 402,874**
[45] **Date of Patent: **Dec. 22, 1998**

[54] **AXE**
[75] **Inventors: David K. Hall, Kodak; Kit Rae, Sevierville, both of Tenn.**
[73] **Assignee: United Cutlery Corporation, Sevierville, Tenn.**
[**] **Term: 14 Years**
[21] **Appl. No.: 54,366**
[22] **Filed: May 13, 1996**
[51] **LOC (6) Cl. 08-02**
[52] **U.S. Cl. D8/76**
[58] **Field of Search D8/75, 76, 77, D8/78, 98, 99; D22/118; 30/151, 158; 7/167, 145, 158**

D. 354,212 1/1995 Rönholm et al. D8/76
D. 356,480 3/1995 Rönholm et al. D8/76
D. 359,789 6/1995 Seber D22/118
D. 362,795 10/1995 Rönholm D8/76
2,005,176 6/1935 Arbuckle 30/151
3,252,489 5/1966 Huston et al. 30/151
4,435,868 3/1984 McQueen 30/151
4,519,108 5/1985 Hodgson 30/151

Primary Examiner—Philip S. Hyder
Attorney, Agent, or Firm—Lalos & Keegan

[57] **CLAIM**


The ornamental design for an axe, as shown and described.

DESCRIPTION

FIG. 1 is a side view of an axe embodying our design;
FIG. 2 is a top view thereof;
FIG. 3 is a bottom view thereof;
FIG. 4 is a front view thereof; and,
FIG. 5 is a rear view thereof.

[56] **References Cited**
U.S. PATENT DOCUMENTS
D. 220,930 6/1971 Arlett D22/118

1 Claim, 2 Drawing Sheets






FIG. 2

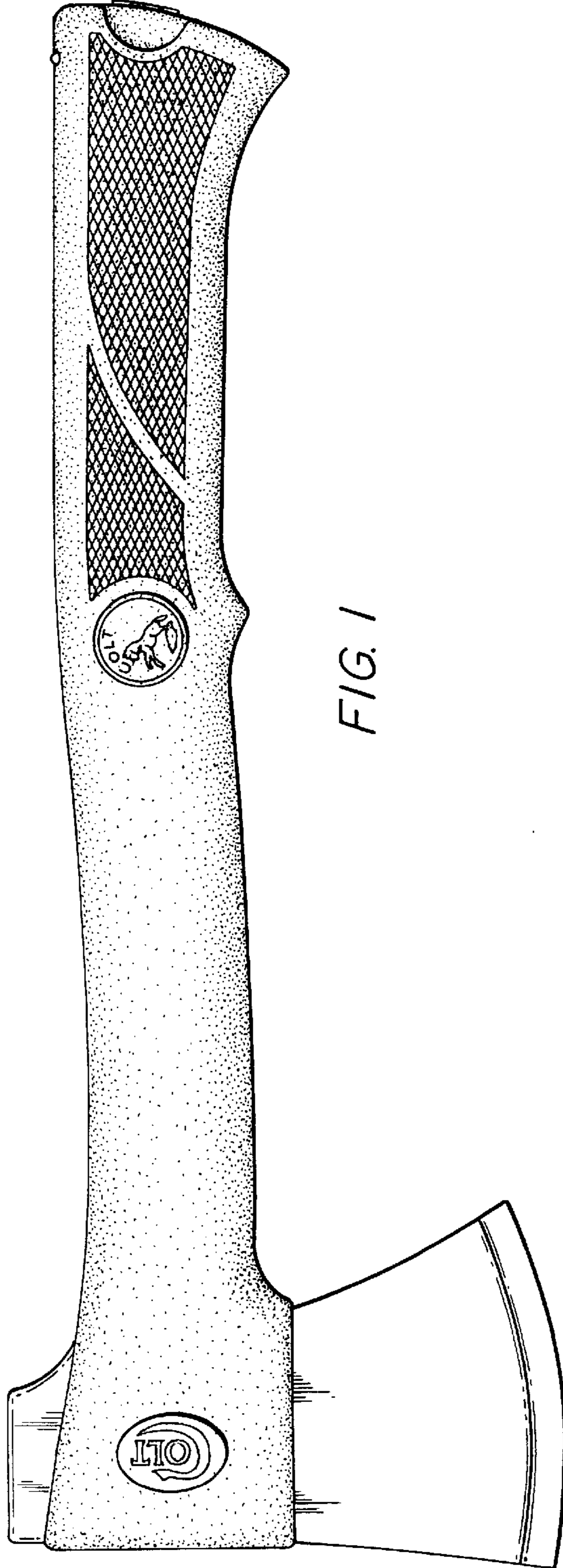


FIG. 1




FIG. 3

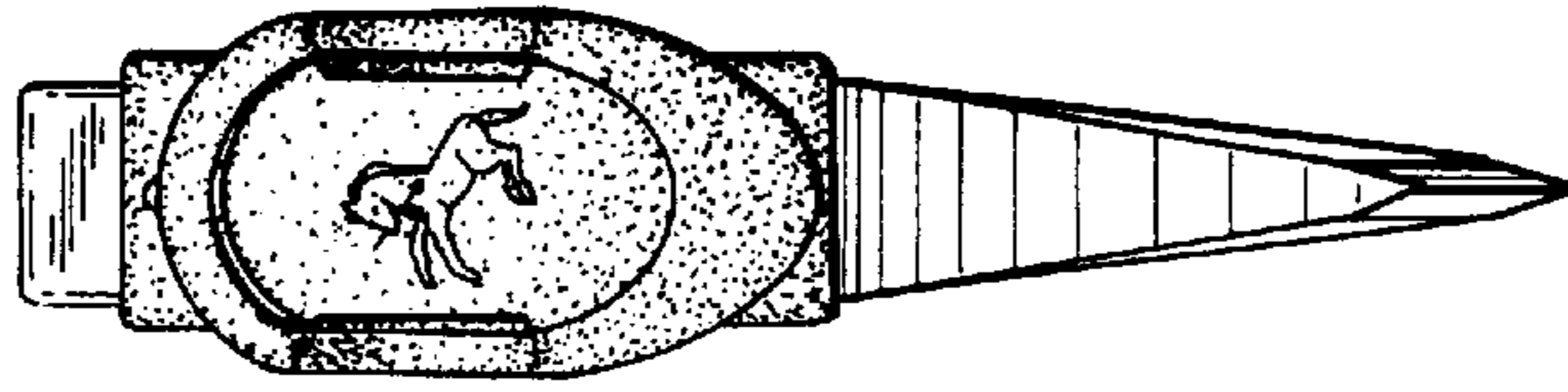


FIG. 5

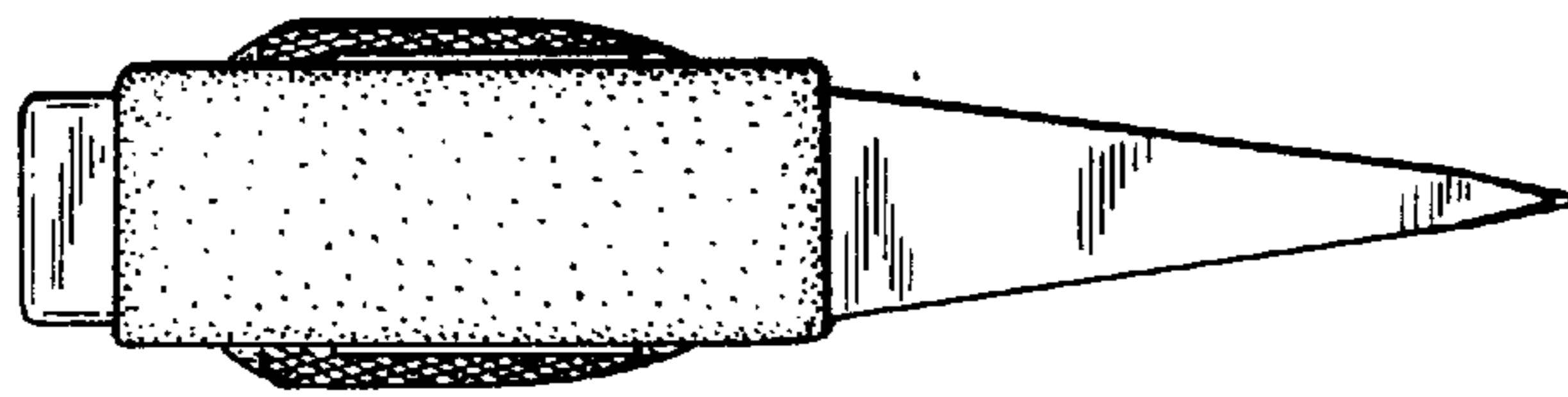


FIG. 4