



US00D402825S

United States Patent [19]
Zaidman

[11] **Patent Number: Des. 402,825**

[45] **Date of Patent: **Dec. 22, 1998**

[54] **ENTERTAINMENT UNIT AND WARDROBE**

[75] Inventor: **Paul Zaidman**, Winnipeg, Canada

[73] Assignee: **Palliser Furniture, Ltd.**, Winnipeg, Canada

[**] Term: **14 Years**

[21] Appl. No.: **67,493**

[22] Filed: **Mar. 10, 1997**

[51] **LOC (6) Cl.** **06-04**

[52] **U.S. Cl.** **D6/439**

[58] **Field of Search** D6/432, 439, 445-448;
312/204, 257.1, 198, 199

[56] **References Cited**

U.S. PATENT DOCUMENTS

D. 188,608	8/1960	Lubberts et al.	D6/439
D. 234,178	1/1975	Keller	D6/439
D. 243,902	4/1977	Carter	D6/446
D. 384,518	10/1997	Bergelin	D6/439

OTHER PUBLICATIONS

Drexel "Editions", Wall unit on right side of the front cover, 1970.

Drexel "Woodbriar II", Armoire on right side of p. 10, 1980.
Henredon Furniture "Folio Four", Chest #5-4103, p. 36, 1969.

Drexel "Captiva", Armoire #733-907, 1983.

Primary Examiner—James Gandy

Assistant Examiner—Linda Brooks

Attorney, Agent, or Firm—Pollock, Vande Sande & Priddy

[57] **CLAIM**

The ornamental design for an entertainment unit and wardrobe, as shown and described.

DESCRIPTION

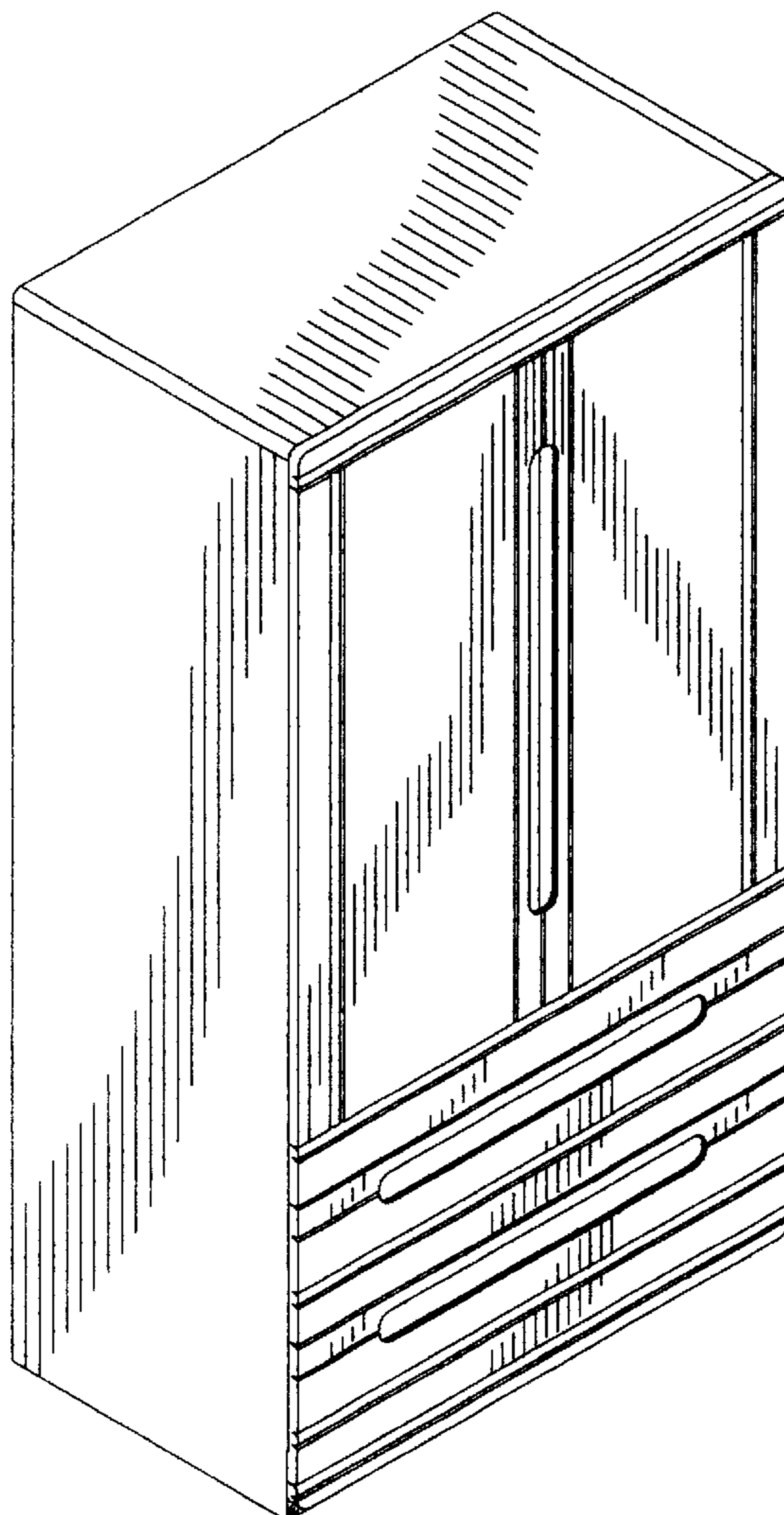
FIG. 1 is a top view of an entertainment unit and wardrobe showing my new design;

FIG. 2 is a front view thereof;

FIG. 3 is a left side view thereof, the right side being a mirror image; and,

FIG. 4 is a right front top perspective view thereof.

1 Claim, 2 Drawing Sheets



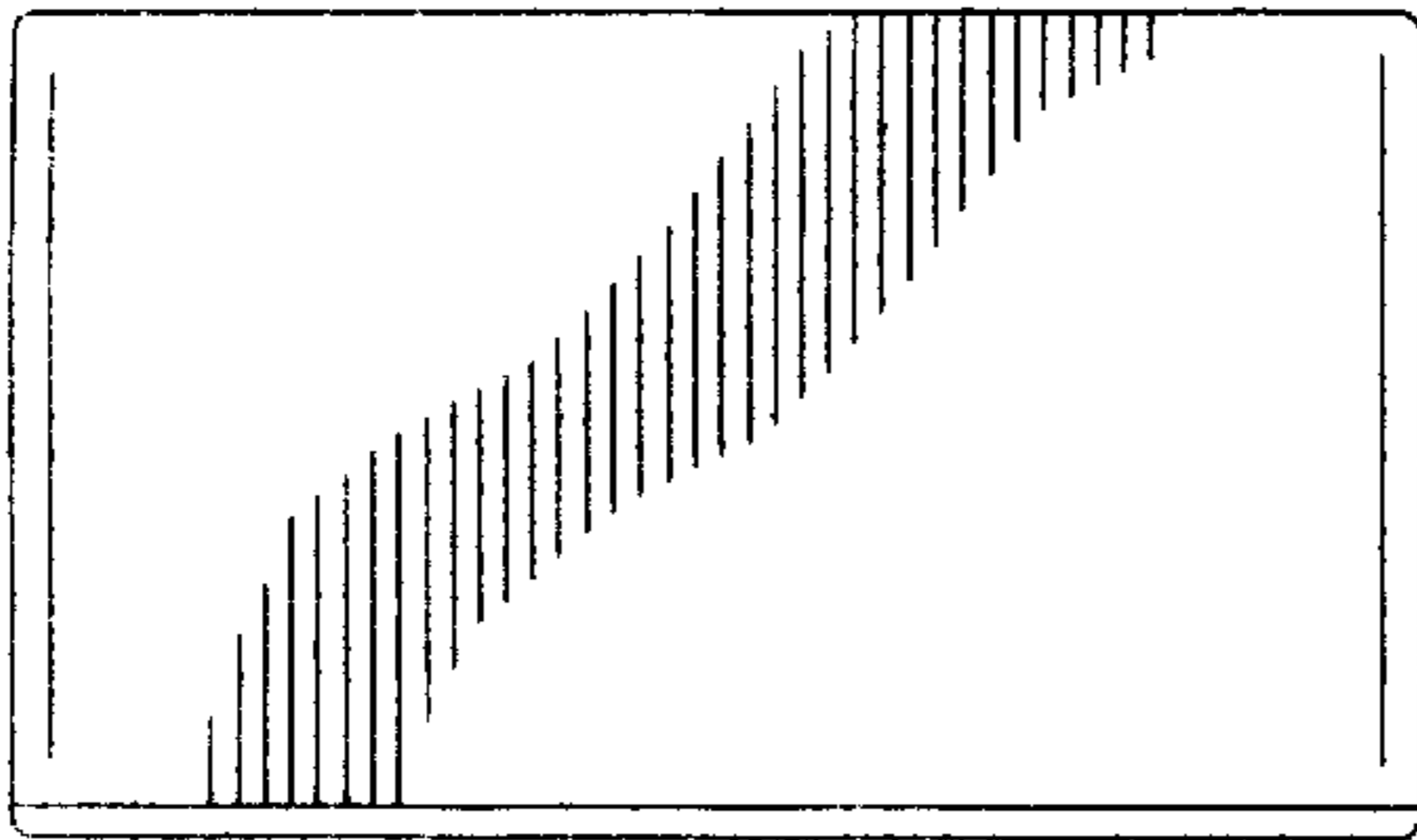


FIG. 1

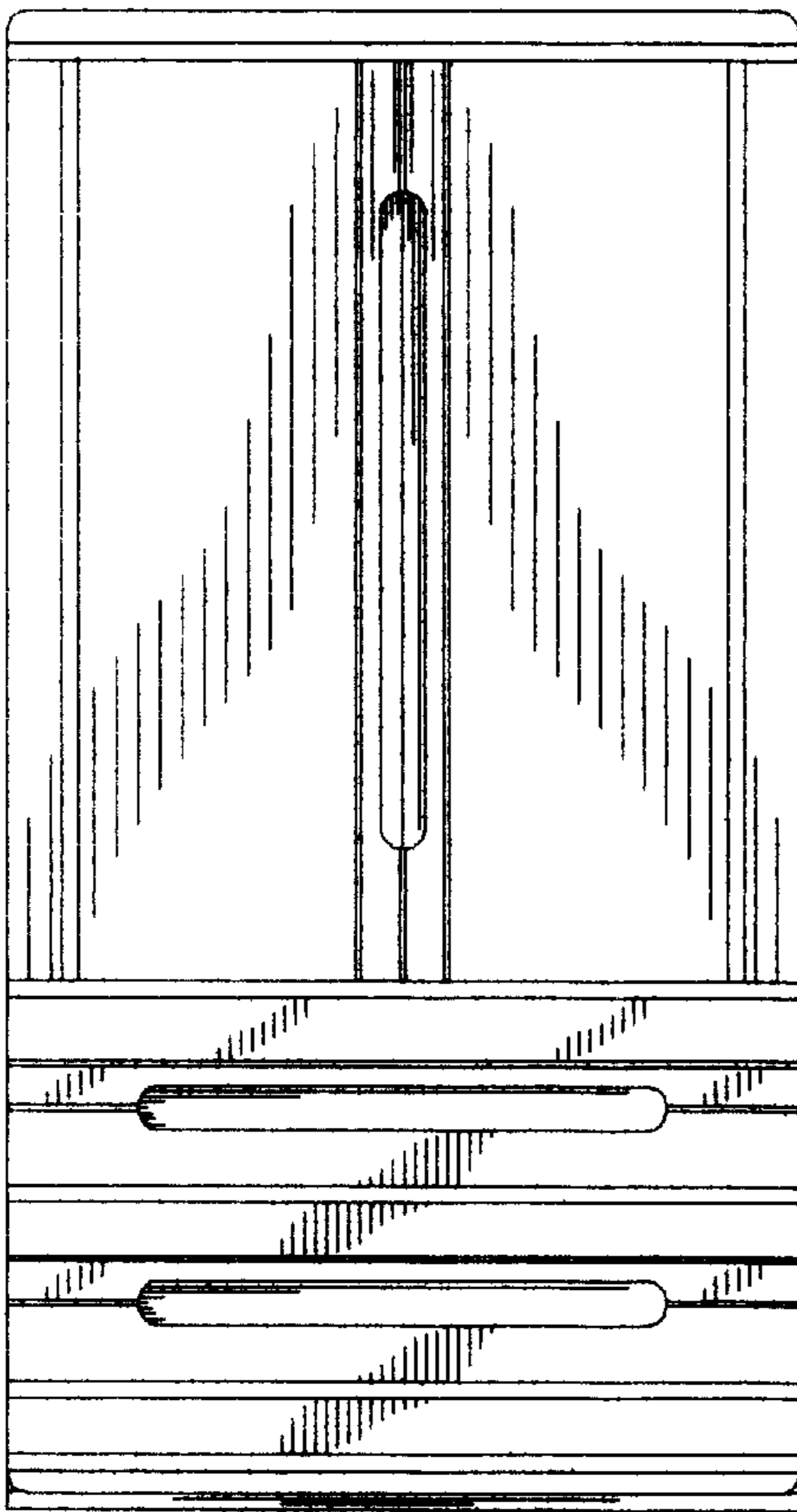


FIG. 2




FIG. 3

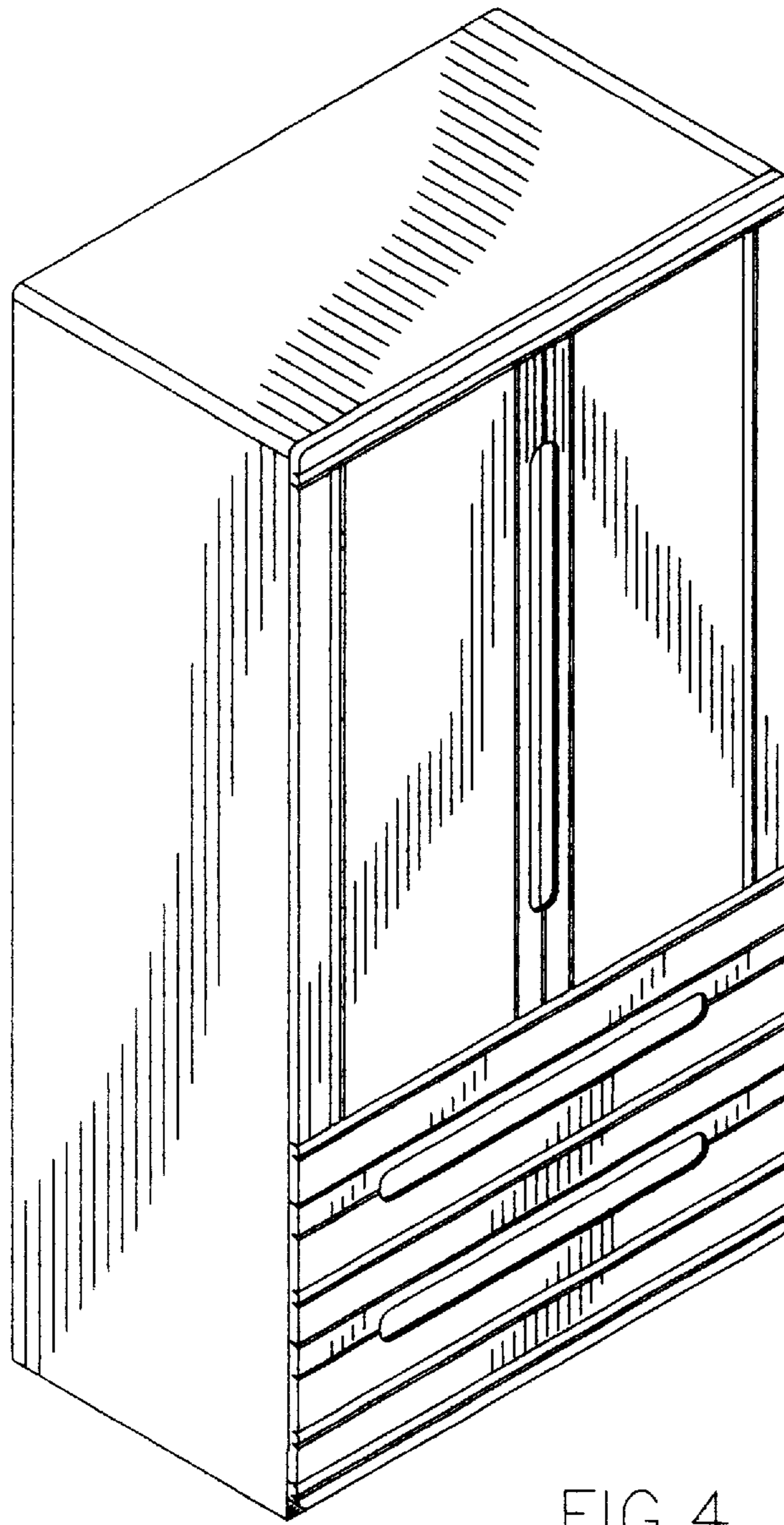


FIG. 4